

# Alaska Fuel Price Report: Current Community Conditions

*July 2016*



**Bill Walker, Governor**

**Department of Commerce, Community, and Economic Development**

Chris Hladick, Commissioner

**Division of Community and Regional Affairs**

Katherine Eldemar, Division Director

**Cover page photo credit:**

Department of Commerce, Community, and Economic Development; Division of Community and Regional Affairs

**Find previous editions of *Alaska Fuel Price Report* on DCRA's website:**

<https://www.commerce.alaska.gov/web/dcra/>

The State of Alaska, Department of Commerce, Community, and Economic Development (DCCED), complies with Title II of the Americans with Disabilities Act of 1990. This publication is available in alternative communication formats upon request. Please contact [dcra.publications@alaska.gov](mailto:dcra.publications@alaska.gov). The number for the DCCED Telephonic Device for the Deaf (TDD) is 1-907-465-5437.

## INTRODUCTION AND METHODOLOGY

---

The Alaska Fuel Price Report contains a bi-annual collection of fuel prices quoted in 100 communities during the months of January and July. It illustrates current changes in fuel prices across Alaska, and also provides a historical perspective. The report highlights the price differences among Alaska communities and sheds light on the influence of transportation costs on the fuel prices in various locations. The effect of high transportation costs on the price of fuel, in part, explains the high costs of living in Alaska's remote locations.

To complement the fuel price information recorded from the survey, analysts at the Division of Community and Regional Affairs (DCRA) include monthly Alaska North Slope (ANS) crude price information and the national average prices of gasoline and heating fuel. The nationwide heating fuel prices are tracked only during the heating season that starts in October and stretches into March of the following year.

In 2005, the collection of fuel prices started out as a collaborative project between DCRA, Institute of Social and Economic Research (ISER) and Alaska Housing Finance Corporation (AHFC). The three agencies identified 270 communities to be surveyed and the questions to be included on the survey form. To accurately and consistently track longitudinal changes in fuel prices, the 2005 survey format and community sample were continually used through July, 2016. Therefore, the communities and core questionnaire items have remained the same.

DCRA surveys 100 communities, many of which were rural communities that had been recipients of DCRA's bulk fuel project assistance. These communities lie in the various regions of the state, as shown in Appendix A-1. AHFC surveys the remaining communities. DCRA publishes the fuel price report on the 100 communities it surveys every period. The information collected for all communities is recorded into the Community Database Online<sup>1</sup> and the Alaska Energy Data Gateway<sup>2</sup>.

The current report contains monthly ANS crude price averages from March 2005 to June 2016, national heating fuel prices from March 2005 to March 2016, and national gasoline prices from March 2005 to July 2016, in addition to the statewide price quotations from the survey conducted between July 11 and 22, 2016. Local fuel retailers in the selected communities were contacted via telephone and asked to provide current per-gallon prices on residential heating fuel and gasoline (Appendix A-2) on the date of the survey. All fuel price quotes reflect prices at the vendors' pump stations or delivered price for heating fuel, depending on how fuel is distributed in the community. Therefore, survey results are one-time measurements and are representative of retail fuel prices on the particular day of contact. Heating fuel and gasoline prices may have changed between the time of contact and the publication of this report.

---

<sup>1</sup> Click on the following link to connect to the CDO: <https://www.commerce.alaska.gov/dcra/DCRAExternal>

<sup>2</sup> Click on the following link to connect to the AEDG: <https://akenergygateway.alaska.edu/>

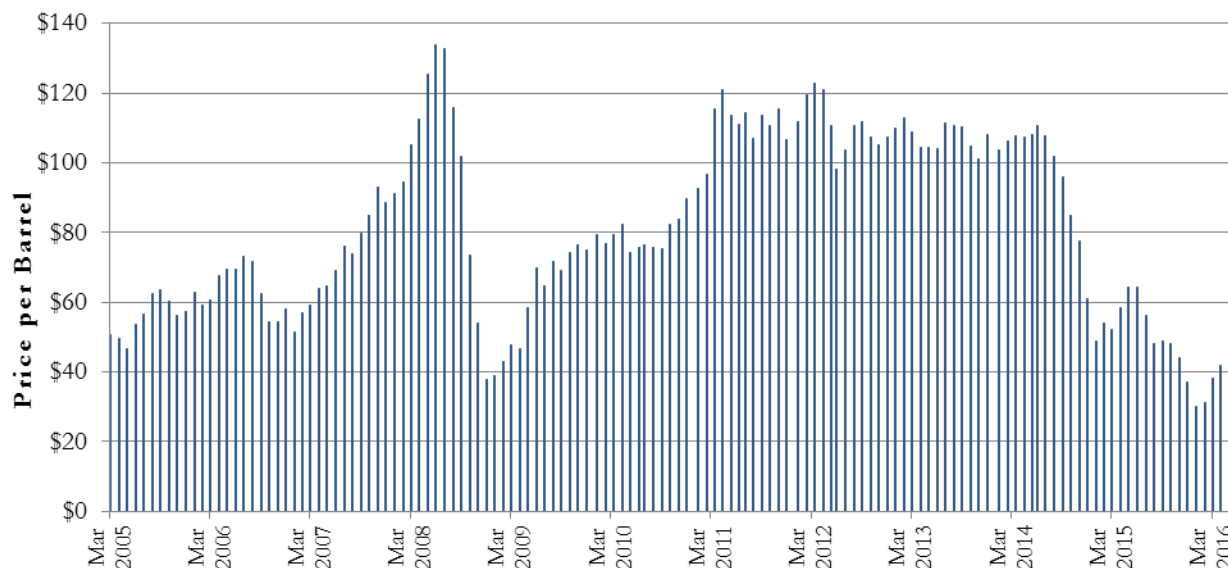
---

## ALASKA NORTH SLOPE CRUDE AND NATIONAL FUEL PRICES

---

The shift of fuel prices in Alaska's communities over a given time period generally follow the ANS crude price trend. However, changes in transportation modes of fuel delivery and the cost of a community's existing inventory, held in bulk, also exert strong influences on current local fuel price levels.

**Figure 1. Alaska North Slope Crude: March 2005 to March 2016**



The Alaska Department of Revenue's Tax Division records the price of ANS West Coast crude oil<sup>3</sup> which has been tracked in this report from March 2005 to March 2016 (Figure 1). During this period, the price was highest in June 2008, at \$133.78 per barrel, dropping quickly to \$37.70 in December of the same year. Since the unstable period in 2008, crude oil prices steadily increased until mid 2011. From then on, average annual prices were at least \$107.60 or higher for three consecutive years, peaking at \$122.68 in March of 2012, the highest price recorded since 2008. Since June 2014, the price of crude has dropped dramatically. In January 2016, it hit its lowest price in over ten years, dropping to \$30.22 per barrel and has slowly increased to its current level of \$47.40 in June 2016.

The Energy Information Administration (EIA) has been tracking the national average price of gasoline<sup>4</sup> since 1990, but this report includes information since March 2005, consistent with the time period included in this report for the ANS West Coast crude oil dataset. As seen in Figure 2,

---

<sup>3</sup> Source: Alaska Department of Revenue, Tax Division. Retrieved on July 18, 2016, from: <http://www.tax.alaska.gov/programs/oil/prevaling/ans.aspx>

<sup>4</sup> Source: U.S. Energy Information Administration. Retrieved on July 18, 2016, from: [http://www.eia.gov/dnav/pet/pet\\_pri\\_gnd\\_dcus\\_nus\\_w.htm](http://www.eia.gov/dnav/pet/pet_pri_gnd_dcus_nus_w.htm).

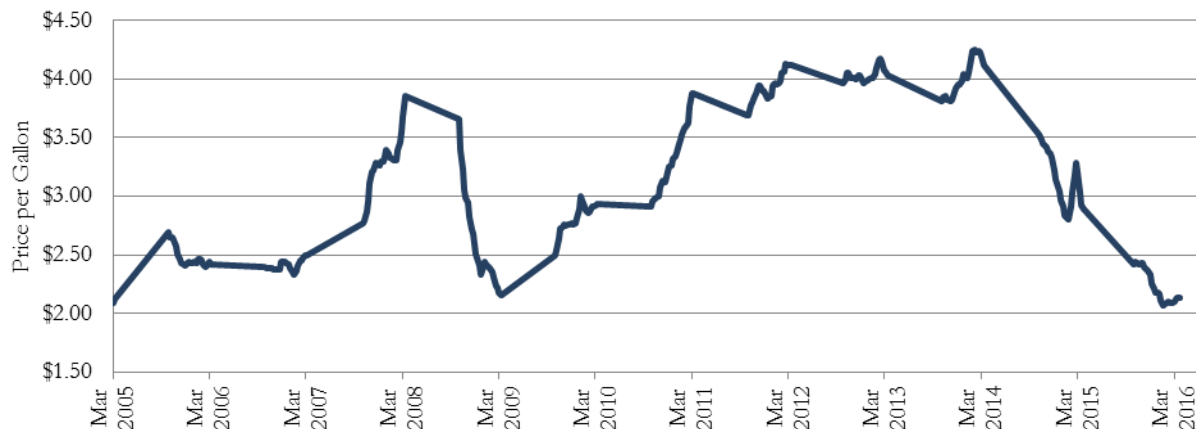
gasoline prices (all grades – conventional retail) did not follow a predictable pattern until 2011. Between March 2011 and June 2014, the difference between the minimum and maximum price was \$0.75 per gallon, with prices fluctuating between \$3.21 and \$3.96 per gallon. Average prices did not climb to peak levels or fall exceptionally until they began to drop in July 2014. The rate of decline was steady until January 26, 2015, when average gas prices hit a low of \$2.07 per gallon. This was the lowest average price since April 27, 2009, when gas prices were also at \$2.07. The lowest recorded gasoline price since March 2005 was \$1.64 on December 29, 2008. The most recent average price of \$2.25 per gallon was recorded on July 18, 2016. This is a decrease of \$0.49 from the same date in 2015.

**Figure 2. Weekly National Average Gasoline Price: March 2005 to March 2016**



EIA also reports average residential heating prices, more specifically, heating fuel #2, since it is the most common fuel type used nationwide. Although heating fuel #2 is used in some Alaska communities, the more expensive heating fuel #1 is more common in Alaska communities since it is better suited for cold temperatures. It should be noted that price quotes are only representative of the type of heating fuel most commonly used in the respective locations.

**Figure 3. Weekly National Average Heating Fuel: March 2005 to March 2016**



As shown in Figure 3, national average heating fuel #2 prices followed the pattern of national average gasoline prices. In February 2014, heating fuel prices hit a record high of \$4.25. From then until March 2016, the national average price of heating fuel has dropped steadily, falling to \$2.13 by March 28, 2016 – only a slight increase from January 2016 which saw the lowest average heating fuel price since February 2005, when it briefly dropped as low as \$2.04.

### CURRENT FUEL PRICES ACROSS ALASKA

The prices of heating fuel and gasoline in 100 communities across seven regions of Alaska vary based on their location within Alaska and their proximity to the road system. Fuel price quotes in this report reflect prices as charged for residential consumption at the vendors’ pump stations or delivered price for heating fuel, depending on how fuel is distributed in the community, and include local sales tax where applicable.

**Table 1. July 2016: Retail Heating Fuel Prices per Gallon across Alaska**

	Gulf Coast	Interior	Northern	Northwest	Southeast	Southwest	Western
High	\$5.90	\$10.00	\$2.50	\$7.21	\$4.65	\$7.35	\$7.32
Low	\$2.15	\$2.60	\$1.40	\$2.58	\$2.72	\$2.54	\$4.12
Average	\$3.31	\$4.94	\$1.74	\$5.05	\$3.15	\$4.74	\$5.62

As shown in Table 1, Alaska communities in the Western Region reported the highest average heating fuel retail price at \$5.62 per gallon, while Northern communities reported the lowest average retail price at \$1.74 per gallon. The North Slope Borough subsidizes residential heating fuel costs, and two of the seven communities surveyed, Barrow and Nuiqsut, use natural gas for heating. Excluding the Northern Region, Southeast communities experienced the lowest average heating fuel price. The relatively short distance to fuel distribution centers and year-round marine access contribute to the lowest Alaska heating fuel prices at an average of \$3.15 per gallon. This also holds true for the Gulf Coast Region, which has the next-lowest average price of \$3.31 per gallon. Although the Southwest Region has year-round marine access, the greater distance to distribution

centers results in higher prices, with a current average of \$4.74. For a more detailed breakdown of heating fuel prices, see Appendix A-2 (page 11).

Many Alaska communities are located off the road system and have limited and, at times, impaired (mostly due to weather) waterway access. Such isolation contributes to higher fuel costs. In the Northern, Northwest, and Western regions in particular, most communities depend on a few bulk deliveries by barge per year, but only if weather and water levels allow the service. Sometimes, fuel must be flown into the community, further increasing the cost for consumers. This also means that when fuel prices drop elsewhere, these remote communities are still locked into a higher price until they receive their next shipment.

**Table 2. July 2016: Northern Region Heating Fuel and Gasoline Retail Prices**

Community	Community Retailer	Heating Fuel Retail Price		Gasoline Retail Price
		Residential	Commercial	
Anaktuvuk Pass	Nunamiut Corporation	\$1.55	\$8.35	\$7.40
Atqasuk	Atqasuk Corporation	\$1.40	\$4.10	\$4.10
Barrow	BUEC, Inc	Natural Gas	Natural Gas	\$6.50
Kaktovik	Kaktovik Inupiat Corporation	\$2.50	\$6.00	\$6.00
Nuiqsut	Kuukpik Corporation	Natural Gas	Natural Gas	\$5.00
Point Hope	Tigara Corporation	\$1.74	\$7.99	\$5.76
Wainwright	Olgoonik Corporation	\$1.50	\$7.30	\$5.11

Of noteworthy importance, the North Slope Borough (Northern Region) has village corporations that distribute fuel to residents throughout the Northern Region and, within the community, charge only a delivery fee on a per-gallon basis (Table 2). The North Slope Borough does not subsidize heating fuel for commercial use. Consequently, the retail price of heating fuel for commercial entities is significantly higher than for residences. The Northern Region community of Barrow and more recently Nuiqsut heat their homes primarily with natural gas.

To summarize statewide heating fuel prices, it is appropriate to exclude Northern Region communities because of the North Slope Borough subsidy for residential-use heating fuel and natural gas connections. On average, excluding the seven Northern communities, heating fuel retailed at \$4.64 per gallon across the remaining surveyed Alaska communities. This is a decrease of \$.69 from the average heating fuel price in July 2015. Arctic Village (Interior Region) reported the highest heating fuel retail price at \$10.00 per gallon (see Appendix A-2). In contrast, Fairbanks (also Interior Region) reported the lowest heating fuel price at \$2.65 per gallon.

As Table 3 illustrates, average gasoline prices per gallon also varied across Alaska by region. Communities in the Western Region reported the highest average retail price for gasoline, at \$5.75 per gallon, and Southeast Region communities reported the lowest average retail price at \$3.46 per gallon. Statewide retail gasoline prices vary widely. Arctic Village (Interior Region) reported the highest gasoline price at \$10.00 per gallon. Healy (Interior Region) reported the lowest gasoline retail price at \$2.75 per gallon. On average, gasoline retailed for \$5.09 per gallon across the 100 surveyed Alaska communities. This is a \$0.72 per gallon decrease from the prior year's statewide average.



**Table 3. July 2016: Retail Gasoline Prices per Gallon across Alaska**

	Gulf Coast	Interior	Northern	Northwest	Southeast	Southwest	Western
High	\$5.95	\$10.00	\$7.40	\$8.24	\$4.85	\$7.53	\$6.81
Low	\$2.75	\$2.79	\$4.10	\$4.00	\$2.84	\$3.90	\$4.59
Average	\$4.02	\$5.23	\$5.70	\$5.65	\$3.46	\$5.18	\$5.75

In the Gulf Coast and Interior regions, some communities are on the road system, and others are not. Because of the lack of accessibility in off-road system communities, heating fuel prices tend to be higher than in communities on the road system (Table 4). This contrast is stronger in the Interior, where the average prices for heating oil and gasoline for communities off the road system were \$3.16 and \$3.06 higher, respectively, than the average prices for communities on the road system. In the Gulf Coast Region, where many of the communities can be served year-round by barge, the average price was \$1.48 higher for heating fuel and \$1.49 higher for gasoline for communities off the road system than the average price for communities on the road system.

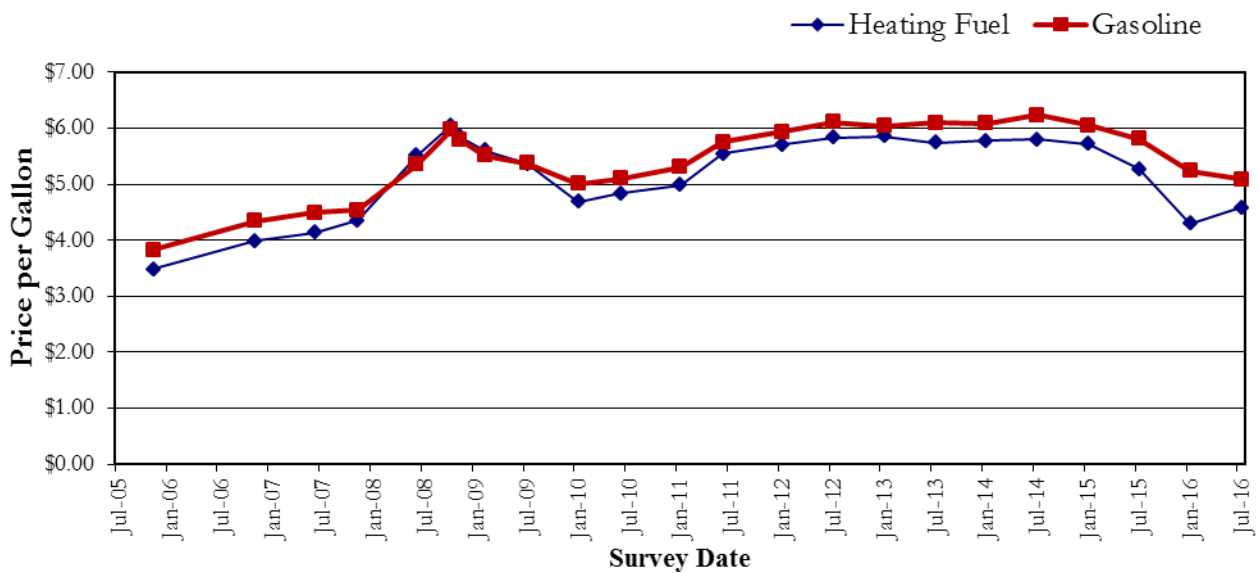
**Table 4. July 2016 On the Road System and Off the Road System: Prices in the Gulf Coast and Interior Regions**

Gulf Coast	On Road System	Off Road System	Interior	On Road System	Off Road System
Heating Fuel:			Heating Fuel:		
High	\$2.60	\$5.90	High	\$4.25	\$10.00
Low	\$2.15	\$2.67	Low	\$2.60	\$3.70
Average	\$2.32	\$3.80	Average	\$2.98	\$6.14
Gasoline:			Gasoline:		
High	\$3.17	\$5.95	High	\$4.00	\$10.00
Low	\$2.75	\$3.00	Low	\$2.79	\$5.00
Average	\$3.07	\$4.56	Average	\$3.34	\$6.40

## CHANGE IN FUEL PRICES ACROSS ALASKA

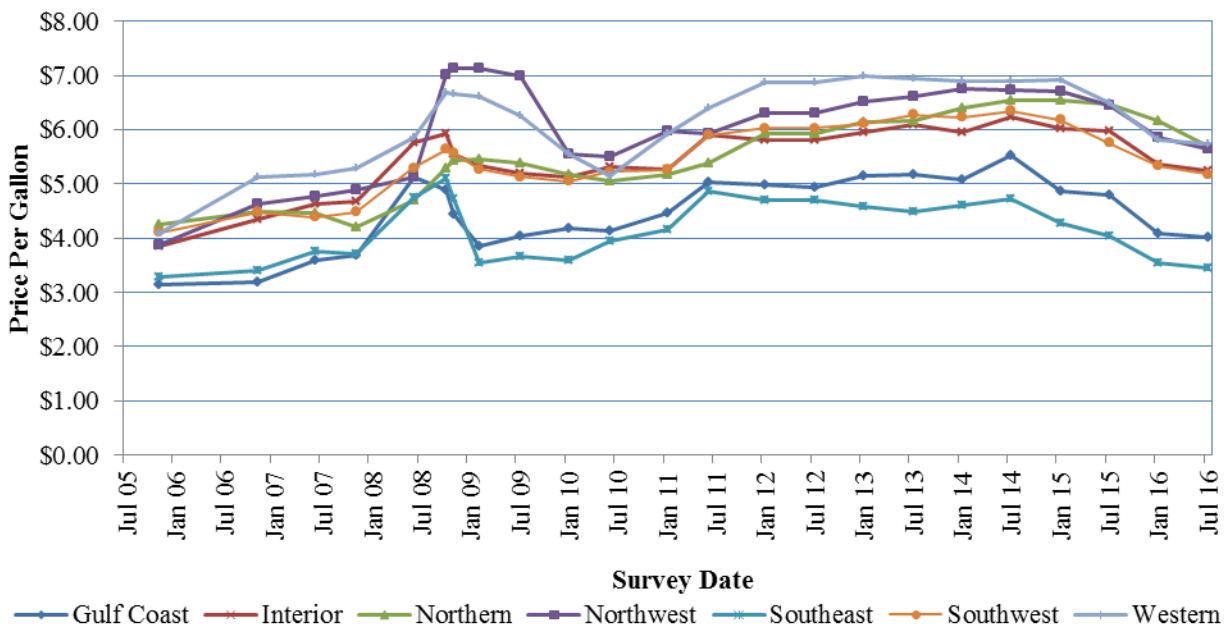
Since July 2015, the average heating fuel price for the 100 surveyed communities has decreased by 11.9%. Excluding the Northern Region communities, the average per gallon heating fuel price was \$5.27 in July 2015, decreasing to \$4.64 by July 2016 (Figure 4). Regional prices reflected that decrease as shown (Figure 5): Gulf Coast (-14%), Interior (-8%), Northwest (-16%), Southeast (-20%), Southwest (-10%), and Western (-10%). The Northern region also had a 6% decrease in average price since July 2015.

**Figure 4. Trend in Average Alaska Fuel Price**

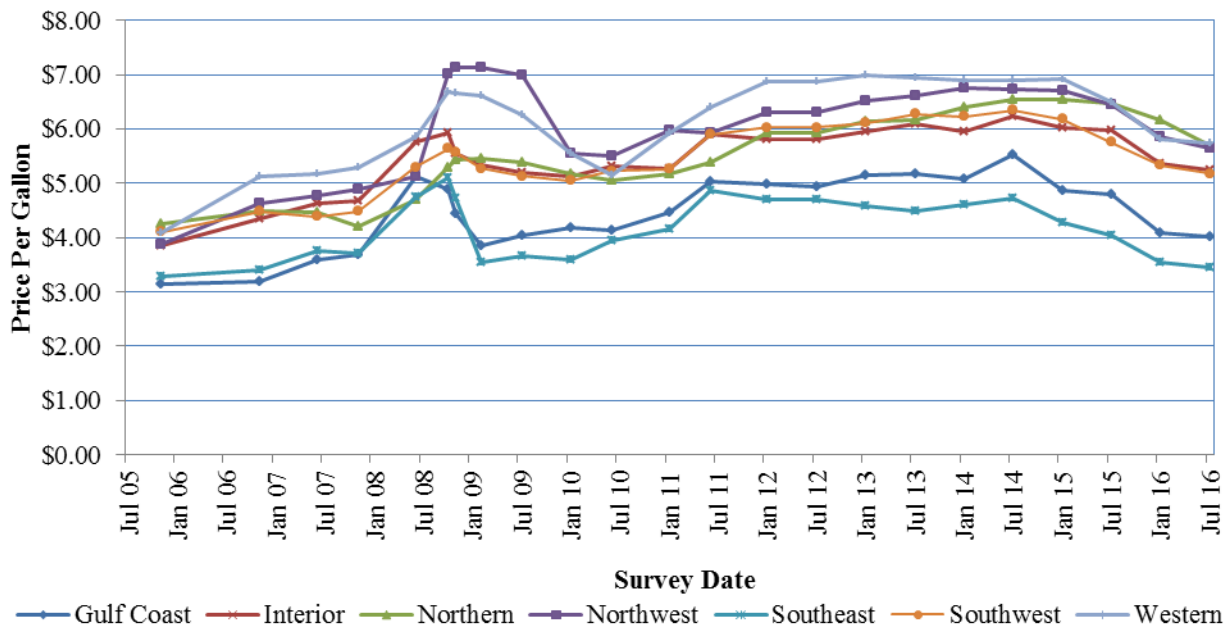


The average gasoline price of the surveyed communities fell by 12% from July 2015 to July 2016, from \$5.81 to \$5.09 per gallon (Figure 4). Every individual region also experienced an average decrease in price, as shown in figure 6: Gulf Coast -16%, Interior -12%, Northern -12%, Northwest -13%, Southeast -14%, Southwest -10%, and Western -11%.

**Figure 5. Heating Fuel Retail Prices by Region**



**Figure 6. Gasoline Retail Prices by Region**



## SUMMARY

---

During July 2016, current retail heating fuel and gasoline prices were collected from 100 select communities across Alaska. Overall, the average heating fuel price across the surveyed communities (excluding the Northern Region) was \$4.64; whereas, the most recent national average (March 28, 2016) was \$2.13. The average survey price of gasoline was \$5.09 per gallon, while the national average gasoline price was \$2.34 on July 18, 2016.

Since 2005, the highest recorded average statewide price for heating fuel in Alaska was \$6.05 and the lowest was \$3.48, a difference of 42.5 percent. Between July 2014 and July 2015 the statewide average heating fuel cost dropped by 9% percent, as opposed to the national average decrease during that period of 25 percent. However, from July 2015 to July 2016, Alaska's average heating fuel cost has dropped by 11.9% percent. The national average decreased by 30 percent during the same period. Prices in Alaska did not begin to fall dramatically until nearly a year after the rest of the country began to see the change. This could be attributed to the infrequency with which fuel is delivered to some remote locations. Many communities receive one fuel shipment in the spring, so the price they paid this spring would have been the latest price they paid since figures reported last July.

Since 2005, the highest recorded average statewide price for gasoline in Alaska was \$6.23 and the lowest recorded was \$3.83, a difference of 62.6 percent. While the national price of gasoline decreased 27% from July 2014 to July 2015, the average gasoline price for Alaska only dropped by 6.8 percent during that same period. However, from July 2015 to July 2016, the average price of gasoline in Alaska decreased by another 12.3 percent, with only 6 out of 100 communities reporting increased gasoline prices.

Alaska's rural communities, outside of the Southeast and Gulf Coast regions, typically receive large shipments of fuel delivered by barge once or twice per year, and are locked into a given price until the next fuel delivery arrives. These remote communities have higher shipping costs, resulting in fuel prices that are significantly higher than the statewide average. However, since most communities receive at least one fuel delivery a year, they are continuing to benefit from the lowering costs of fuel that affected the rest of the country starting late 2014. Of the 100 surveyed communities, 72 recorded lower heating fuel prices and 78 had reduced gasoline prices compared to the prior year. Seven communities recorded higher heating fuel prices and six had higher gasoline prices.



## Appendix A-2: Community Heating Fuel and Gasoline July 2016

Community	Region	Community Retailer: (entity selling fuel)	Heating Fuel #1 07/2016 Retail: (\$4.64*)	Percent (%) +/- Statewide (excl. NBS) Heating Fuel Average: (4.64*)	Percent +/- 07/2015 HF Retail: (selling price per gallon)	Gasoline 07/2016 Retail Price: (\$5.09)	Percent (%) +/- Statewide Gasoline Average: (\$5.09)	Percent +/- 07/2015 Gasoline Retail: (selling price per gallon)
Chenega Bay	Gulf Coast	Chenega Bay Utility	\$5.90	27%	-10%	\$5.95	17%	-19%
Chitina	Gulf Coast	Chitina Services	\$2.15	-54%	-34%	\$3.17	-38%	-21%
Cordova	Gulf Coast	Hovers Mover	\$2.90	-38%	-21%	\$3.98	-22%	-8%
Glennallen	Gulf Coast	Crowley	\$2.15	-54%	-34%	\$3.17	-38%	-21%
Homer	Gulf Coast	Home Run Oil	\$2.39	-49%	-20%	\$2.75	-46%	-25%
Kodiak	Gulf Coast	Petro Marine	\$3.00	-35%	-13%	\$3.00	-41%	-7%
Larsen Bay	Gulf Coast	City of Larsen Bay	\$5.11	10%	-3%	\$5.69	12%	-3%
Old Harbor	Gulf Coast	City of Old Harbor	\$3.19	-31%	-32%	\$5.59	10%	-24%
Ouzinkie	Gulf Coast	Ouzinkie Native Corporation	\$2.67	-42%	-9%	N/A	N/A	N/A
Port Lions	Gulf Coast	Kizhuyak Oil Sales	\$3.45	-26%	5%	\$3.75	-26%	-23%
Seldovia	Gulf Coast	Seldovia Fuel and Lube	\$4.15	-10%	1%	\$3.99	-22%	-2%
Valdez	Gulf Coast	North Pacific	\$2.60	-44%	-12%	\$3.17	-38%	-21%
Alatna	Interior	Alatna Village	\$7.00	51%	0%	\$7.50	47%	0%
Anderson	Interior	Nenana Heating	\$2.84	-39%	-18%	\$3.01	-41%	-28%

Note: Survey prices for Alatna and Circle are from the respective communities of Allakaket and Central. Residents travel to obtain gasoline or heating fuel in those communities.

N/A: Not Available

‡: Nelson Lagoon did not respond to survey.

• Clark's Point is not selling heating fuel at this time.

\* Heating fuel average does not include Northern communities, whose residential fuel is subsidized by the North Slope Borough.

Δ Community is on the road system; this only applies to communities in the Gulf Coast and Interior regions.

† Vendors in these communities sell primarily #2 heating fuel.

Community	Region	Community Retailer: (entity selling fuel)	Heating Fuel #1 07/2016 Retail: (\$4.64*)	Percent (%) +/- Statewide (excl. NBS) Heating Fuel Average: (4.64*)	Percent +/- 07/2015 HF Retail: (selling price per gallon)	Gasoline 07/2016 Retail Price: (\$5.09)	Percent (%) +/- Statewide Gasoline Average: (\$5.09)	Percent +/- 07/2015 Gasoline Retail: (selling price per gallon)
Anvik	Interior	Deloyges, Inc.	\$6.00	29%	0%	\$6.00	18%	0%
Arctic Village	Interior	Arctic Village	\$10.00	116%	N/A	\$10.00	96%	0%
Circle	Interior	Central Corner (HF); Village of Circle (Gas)	\$2.65	-43%	-20%	\$4.00	-21%	-19%
Delta Junction	Interior	Delta Fuel	\$2.63	-43%	-25%	\$2.98	-41%	-22%
Eagle	Interior	Telegraph Hill Services	\$4.25	-8%	-15%	\$3.95	-22%	-21%
Fairbanks	Interior	Alaska Petroleum	\$2.65	-43%	-13%	\$2.79	-45%	-20%
Galena	Interior	Crowley Marine Services	\$5.76	24%	-7%	\$6.40	26%	-8%
Grayling	Interior	HYL Grayling Fuel Company	\$5.65	22%	-2%	\$5.75	13%	-12%
Healy	Interior	Fisher Fuel	\$2.60	-44%	-12%	\$2.89	-43%	-19%
Holy Cross	Interior	Holy Cross Oil Company	\$5.55	20%	-22%	\$6.00	18%	-18%
Hughes	Interior	City of Hughes	\$9.00	94%	0%	\$7.50	47%	-21%
Huslia	Interior	Huslia Gas & Oil	\$5.70	23%	-12%	\$5.50	8%	-4%
Kaltag	Interior	Kaltag Cooperative	\$4.50	-3%	-22%	\$5.50	8%	-8%
McGrath	Interior	Crowley	\$7.45	60%	-3%	\$7.24	42%	-9%
Minto	Interior	North Fork Store	\$3.25	-30%	-14%	\$3.90	-23%	-19%
Nenana	Interior	Nenana Heating	\$2.98	-36%	-22%	\$3.18	-38%	-27%

Note: Survey prices for Alutna and Circle are from the respective communities of Allakaket and Central. Residents travel to obtain gasoline or heating fuel in those communities.

N/A: Not Available

‡: Nelson Lagoon did not respond to survey.

• Clark's Point is not selling heating fuel at this time.

\* Heating fuel average does not include Northern communities, whose residential fuel is subsidized by the North Slope Borough.

Δ Community is on the road system; this only applies to communities in the Gulf Coast and Interior regions.

† Vendors in these communities sell primarily #2 heating fuel.

Community	Region	Community Retailer: (entity selling fuel)	Heating Fuel #1 07/2016 Retail: (\$4.64*)	Percent (%) +/- Statewide (excl. NBS) Heating Fuel Average: (4.64*)	Percent +/- 07/2015 HF Retail: (selling price per gallon)	Gasoline 07/2016 Retail Price: (\$5.09)	Percent (%) +/- Statewide Gasoline Average: (\$5.09)	Percent +/- 07/2015 Gasoline Retail: (selling price per gallon)
Nulato	Interior	City of Nulato	\$4.25	-8%	-21%	\$5.00	-2%	-9%
Ruby	Interior	Dineega Fuel Company	\$3.70	-20%	-36%	\$5.40	6%	-4%
Tanana	Interior	Tanana Tribal Council	\$5.25	13%	-10%	\$5.41	6%	-18%
Anaktuvuk Pass	Northern	Nunamiut Corporation	\$1.55	-67%	-5%	\$7.40	45%	-18%
Atkasuk	Northern	North Slope Borough	\$1.40	-70%	0%	\$4.10	-19%	0%
Barrow	Northern	Eskimos Inc.	Natural Gas	Natural Gas	Natural Gas	\$6.50	28%	-7%
Kaktovik	Northern	Kaktovik Inupiat Corporation	\$2.50	-46%	-17%	\$6.00	18%	-20%
Nuiqsut	Northern	Kuukpik Corporation	Natural Gas	N/A	N/A	\$5.00	-2%	0%
Point Hope	Northern	Tigara Corporation	\$1.74	-63%	0%	\$5.76	13%	0%
Wainwright	Northern	Olgoonik Corporation	\$1.50	-68%	0%	\$5.11	0%	-26%
Brevig Mission	Northwest	Brevig Mission Native Store	\$3.75	-19%	-35%	\$4.22	-17%	-33%
Deering	Northwest	Deering IRA	\$2.58	-45%	-63%	\$5.15	1%	-26%
Gambell	Northwest	ANICA (Gambell Native Store)	\$5.25	13%	-3%	\$5.65	11%	-3%
Golovin	Northwest	Golovin Public Utilities	\$4.00	-14%	-33%	\$4.00	-21%	-33%
Kiana	Northwest	City of Kiana	\$5.00	8%	0%	\$6.00	18%	6%
Kotzebue	Northwest	Crowley	\$5.48	18%	-16%	\$5.94	17%	-10%

Note: Survey prices for Alatna and Circle are from the respective communities of Allakaket and Central. Residents travel to obtain gasoline or heating fuel in those communities.

N/A: Not Available

‡: Nelson Lagoon did not respond to survey.

• Clark's Point is not selling heating fuel at this time.

\* Heating fuel average does not include Northern communities, whose residential fuel is subsidized by the North Slope Borough.

Δ Community is on the road system; this only applies to communities in the Gulf Coast and Interior regions.

† Vendors in these communities sell primarily #2 heating fuel.



Community	Region	Community Retailer: (entity selling fuel)	Heating Fuel #1 07/2016 Retail: (\$4.64*)	Percent (%) +/- Statewide (excl. NBS) Heating Fuel Average: (4.64*)	Percent +/- 07/2015 HF Retail: (selling price per gallon)	Gasoline 07/2016 Retail Price: (\$5.09)	Percent (%) +/- Statewide Gasoline Average: (\$5.09)	Percent +/- 07/2015 Gasoline Retail: (selling price per gallon)
Koyuk	Northwest	Koyuk Native Corporation	\$6.00	29%	-8%	\$5.00	-2%	-32%
Noorvik	Northwest	Morris Trading Post	\$6.56	41%	0%	\$7.87	55%	0%
Saint Michael	Northwest	Saint Michael Fuel Company	\$5.88	27%	-13%	\$5.98	17%	-1%
Savoonga	Northwest	ANICA (Savoonga Native Store)	\$5.25	13%	0%	\$5.65	11%	0%
Shishmaref	Northwest	Shishmaref Native Store	\$4.08	-12%	-31%	\$4.59	-10%	-31%
Stebbins	Northwest	Tapraq Fuel Company	\$5.69	23%	-21%	\$6.15	21%	-18%
Teller	Northwest	Teller Native Fuel Business	\$5.46	18%	-13%	\$7.01	38%	-5%
Unalakleet	Northwest	Unalakleet Native Corporation	\$4.57	-2%	0%	\$4.65	-9%	2%
Wales	Northwest	Wales Native Store	\$7.21	55%	11%	\$8.24	62%	6%
White Mountain	Northwest	White Mountain Native Store	\$4.04	-13%	-18%	\$4.29	-16%	-19%
Angoon	Southeast	Angoon Oil and Gas	\$3.13	-33%	-23%	\$3.82	-25%	-11%
Craig	Southeast	Petro Marine	\$2.86	-38%	-16%	\$3.05	-40%	-12%
Gustavus	Southeast	Gustavus Dray - Gustavus Propane	\$3.28	-29%	-7%	\$3.58	-30%	-15%
Hoonah	Southeast	Hoonah Trading	\$3.14	-32%	-16%	\$3.07	-40%	-18%
Juneau	Southeast	Delta West. (HF) Fred Meyer (Gas)	\$2.75	-41%	-20%	\$2.84	-44%	-21%
Kake	Southeast	Kake Tribal Fuel	\$3.47	-25%	-24%	\$3.47	-32%	-22%

Note: Survey prices for Alatna and Circle are from the respective communities of Allakaket and Central. Residents travel to obtain gasoline or heating fuel in those communities.

N/A: Not Available

‡: Nelson Lagoon did not respond to survey.

• Clark's Point is not selling heating fuel at this time.

\* Heating fuel average does not include Northern communities, whose residential fuel is subsidized by the North Slope Borough.

Δ Community is on the road system; this only applies to communities in the Gulf Coast and Interior regions.

† Vendors in these communities sell primarily #2 heating fuel.

Community	Region	Community Retailer: (entity selling fuel)	Heating Fuel #1 07/2016 Retail: (\$4.64*)	Percent (%) +/- Statewide (excl. NBS) Heating Fuel Average: (4.64*)	Percent +/- 07/2015 HF Retail: (selling price per gallon)	Gasoline 07/2016 Retail Price: (\$5.09)	Percent (%) +/- Statewide Gasoline Average: (\$5.09)	Percent +/- 07/2015 Gasoline Retail: (selling price per gallon)
Pelican	Southeast	Pelican Fuel	\$3.07	-34%	-42%	\$3.41	-33%	-23%
Petersburg	Southeast	Petro Marine	\$2.82	-39%	-20%	\$3.47	-32%	1%
Point Baker	Southeast	Point Baker Trading Post	\$4.65	0%	0%	\$4.85	-5%	0%
Thorne Bay	Southeast	Petro Marine (HF) The Port at Thorne Bay (Gas)	\$2.72	-41%	-25%	\$2.90	-43%	-28%
Wrangell	Southeast	Wrangell Oil	\$2.80	-40%	-15%	\$3.63	-29%	-6%
Akutan	Southwest	City of Akutan	\$2.60	-44%	-9%	\$4.05	-20%	0%
Atka	Southwest	Atka Native Store	\$6.85	48%	0%	\$6.65	31%	0%
Chignik	Southwest	City of Chignik (HF); Trident (Gas)	\$3.51	-24%	-8%	\$4.00	-21%	-20%
Clark's Point •	Southwest	City of Clark's Point	N/A	N/A	N/A	\$6.00	18%	N/A
Dillingham	Southwest	Delta Western	\$2.54	-45%	-40%	\$3.98	-22%	-35%
King Cove	Southwest	Peter Pan Seafood	\$3.37	-27%	2%	\$4.22	-17%	-11%
Kokhanok	Southwest	Kokhanok Tribal Council	\$7.00	51%	-15%	\$7.00	38%	-13%
Nelson Lagoon ‡	Southwest	Nelson Lagoon Enterprises	N/A	N/A	N/A	N/A	N/A	N/A
New Stuyahok	Southwest	New Stuyahok Village Corp.	\$6.52	41%	-1%	\$6.32	24%	-7%
Nondalton	Southwest	City of Nondalton	\$4.43	-5%	-13%	\$4.98	-2%	-16%
Saint George	Southwest	Delta Fuel Company	\$7.35	58%	0%	\$7.53	48%	-3%

Note: Survey prices for Alatna and Circle are from the respective communities of Allakaket and Central. Residents travel to obtain gasoline or heating fuel in those communities.

N/A: Not Available

‡: Nelson Lagoon did not respond to survey.

• Clark's Point is not selling heating fuel at this time.

\* Heating fuel average does not include Northern communities, whose residential fuel is subsidized by the North Slope Borough.

Δ Community is on the road system; this only applies to communities in the Gulf Coast and Interior regions.

† Vendors in these communities sell primarily #2 heating fuel.

Community	Region	Community Retailer: (entity selling fuel)	Heating Fuel #1 07/2016 Retail: (\$4.64*)	Percent (%) +/- Statewide (excl. NBS) Heating Fuel Average: (4.64*)	Percent +/- 07/2015 HF Retail: (selling price per gallon)	Gasoline 07/2016 Retail Price: (\$5.09)	Percent (%) +/- Statewide Gasoline Average: (\$5.09)	Percent +/- 07/2015 Gasoline Retail: (selling price per gallon)
Sand Point	Southwest	TDX Svcs (HF); Trident (gas)	\$4.32	-7%	-22%	\$3.95	-22%	-12%
Togiak	Southwest	Togiak Natives Limited	\$4.46	-4%	-10%	\$4.73	-7%	-13%
Unalaska	Southwest	Delta Western	\$3.90	-16%	-6%	\$3.90	-23%	-6%
Akiak	Western	Kokarmiut Corporation	\$6.64	43%	2%	\$6.00	18%	0%
Atmautluak	Western	Atmautluak Limited	\$6.73	45%	0%	\$6.16	21%	-14%
Bethel	Western	Crowley	\$5.40	16%	-12%	\$5.29	4%	-12%
Emmonak	Western	Emmonak Corp. Tank Farm	\$5.15	11%	0%	\$4.65	-9%	-7%
Goodnews Bay	Western	Mumtram Pikkai Village Corp.	\$4.12	-11%	-23%	\$5.36	5%	-17%
Hooper Bay	Western	Crowley Marine	\$5.80	25%	-15%	\$6.22	22%	-11%
Kotlik	Western	Kotlik Yupik Enterprises	\$5.15	11%	-12%	\$5.75	13%	-13%
Kwigillingok	Western	KWIK Marina Inc.	\$4.65	0%	0%	\$5.13	1%	0%
Marshall	Western	Maserculiq Inc.	\$5.20	12%	-22%	\$5.20	2%	-25%
Mountain Village	Western	Azachorak Fuel	\$6.89	49%	5%	\$6.79	33%	-7%
Nunapitchuk	Western	Nunapitchuk LTD.	\$6.49	40%	-11%	\$6.52	28%	-14%
Pilot Station	Western	Pilot Station Native Corporation	\$7.32	58%	4%	\$6.81	34%	6%
Quinhagak	Western	Qanirtuuq Corporation	\$5.00	8%	-25%	\$5.65	11%	-19%

Note: Survey prices for Alatna and Circle are from the respective communities of Allakaket and Central. Residents travel to obtain gasoline or heating fuel in those communities.

N/A: Not Available

‡: Nelson Lagoon did not respond to survey.

• Clark's Point is not selling heating fuel at this time.

\* Heating fuel average does not include Northern communities, whose residential fuel is subsidized by the North Slope Borough.

Δ Community is on the road system; this only applies to communities in the Gulf Coast and Interior regions.

† Vendors in these communities sell primarily #2 heating fuel.

Community	Region	Community Retailer: (entity selling fuel)	Heating Fuel #1 07/2016 Retail: (\$4.64*)	Percent (%) +/- Statewide (excl. NBS) Heating Fuel Average: (4.64*)	Percent +/- 07/2015 HF Retail: (selling price per gallon)	Gasoline 07/2016 Retail Price: (\$5.09)	Percent (%) +/- Statewide Gasoline Average: (\$5.09)	Percent +/- 07/2015 Gasoline Retail: (selling price per gallon)
Russian Mission	Western	Russian Mission Corporation	\$4.62	0%	-23%	\$5.85	15%	-13%
Scammon Bay	Western	Askinuk Corporation	\$5.67	22%	-16%	\$5.67	11%	-16%
Sleetmute	Western	Henry Hill Store	\$5.10	10%	-11%	\$6.05	19%	-7%
Toksook Bay	Western	Nunakauiak Yupik Corporation	\$6.00	29%	-14%	\$4.59	-10%	-35%
Tuntutuliak	Western	Qinarmiut Corporation	\$4.80	3%	-14%	\$5.50	8%	1%
Upper Kalskag	Western	City of Upper Kalskag	\$6.00	29%	-4%	\$6.00	18%	-4%

Note: Survey prices for Alatna and Circle are from the respective communities of Allakaket and Central. Residents travel to obtain gasoline or heating fuel in those communities.

N/A: Not Available

‡: Nelson Lagoon did not respond to survey.

• Clark's Point is not selling heating fuel at this time.

\* Heating fuel average does not include Northern communities, whose residential fuel is subsidized by the North Slope Borough.

Δ Community is on the road system; this only applies to communities in the Gulf Coast and Interior regions.

† Vendors in these communities sell primarily #2 heating fuel.