

Department of Commerce, Community, and
Economic Development

Division of Corporations, Business &
Professional Licensing

Corporations Statistics

Fiscal Year 2021



Department of Commerce, Community, and Economic Development
Division of Corporations, Business & Professional Licensing
P.O. Box 110806
Juneau, Alaska 99811-0806
E-mail: License@Alaska.Gov

Table of Contents

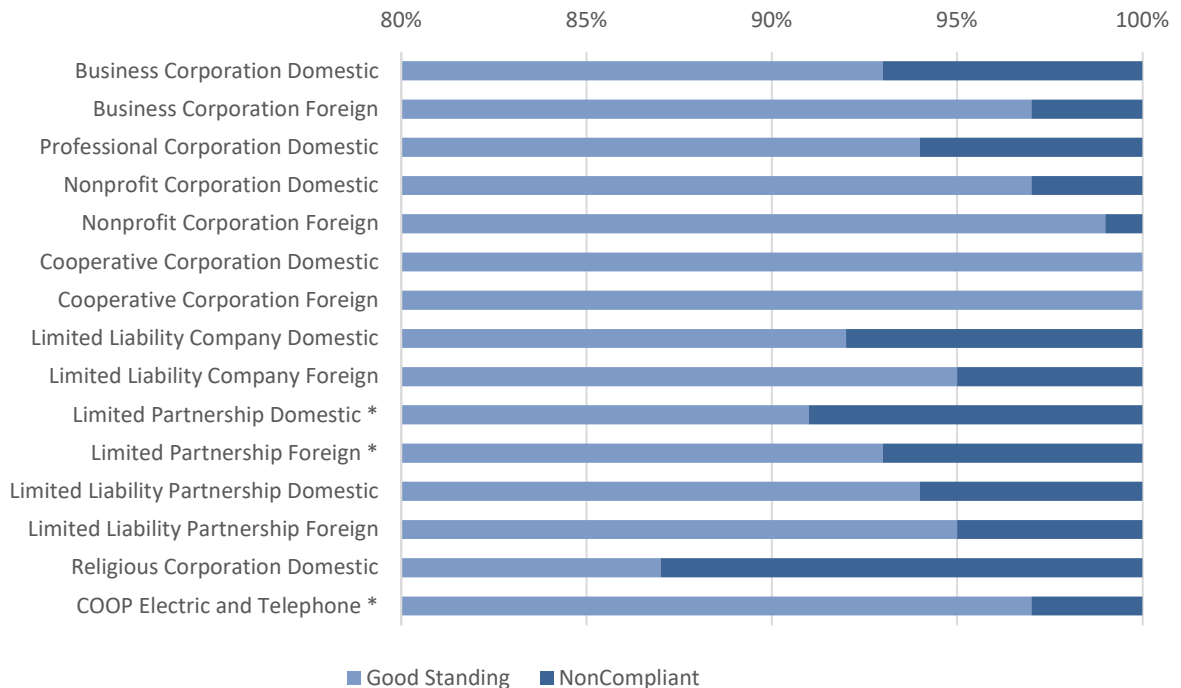
ENTITY TYPE AND STATUS:	
• FY2021 Entity Type and Status: Good Standing or Non-Compliant (table)	Page 3
• FY2021 Entity Type and Status by % (chart)	Page 3
ENTITY STATUS:	
• FY2017 thru FY2021 Good Standing and Non-Compliant (table)	Page 4
• Comparison FY2017 thru FY2021: Good Standing and Non-Compliant (chart)	Page 4
MASS MAILINGS:	
• FY2017 thru FY2021 Mass Mailings: Courtesy and Statutory (table)	Page 4
• Comparison FY2017 thru FY2021: Mass Mailing and Entity Status (chart)	Page 4
NEW ENTITIES:	
• FY2021 New Entities processed In-House or Web (table)	Page 5
• FY2017 thru FY2021: New entities processed In-House or Web (table)	Page 5
• Comparison FY2017 thru FY2021: New Entities (chart)	Page 5
DISSOLUTIONS:	
• FY2017 thru FY2021 Voluntary Dissolution: Withdrawal/Dissolve/Cancel (table)	Page 6
• FY2017 thru FY2021 Administrative Dissolutions: Involuntary/Revoked (table)	Page 6
• FY2017 thru FY2021: Voluntary and Administrative Dissolutions (table)	Page 6
• Comparison FY2017 thru FY2021: Voluntary and Administrative Dissolutions (chart)	Page 7
DOMESTIC:	
• FY2017 thru FY2021: Administrative Dissolutions (table)	Page 7
• FY2017 thru FY2021: Administrative Reinstatements (table)	Page 7
• Comparison FY2017 thru FY2021: Administrative Dissolutions and Reinstatements (table)	Page 7
• Comparison FY2017 thru FY2021: Administrative Dissolutions and Reinstatements (chart)	Page 8
ALL FILING TYPES:	
• FY2017 thru FY2021: Processed In-House (table)	Page 8
• FY2017 thru FY2021: Filings Processed Via Web (table)	Page 8
• FY2017 thru FY2021: Filings Processed In-House and Web (table)	Page 9
• Comparison FY2017 thru FY2021: Filings Processed In-House and via Web (chart)	Page 9
FOUR FILINGS	
• FY2017 thru FY2021: four filings which customer may choose to submit either In-House or via Web (table)	Page 9
• Comparison FY2017 thru FY2021: four filings which customer may choose to submit either In-House or via Web (chart)	Page 10
Business Name Types: Reservations and Registrations	
• FY2021 NEW Business Name Types (table)	Page 10
• ACTIVE at the end of FY2021: Business Name Types (table)	Page 10

FY2021 ENTITY TYPE AND STATUS: Good Standing or Non-Compliant at the end of FY2021.

The public, banks, businesses, and other agencies use the entity's status when conducting business with the entity.

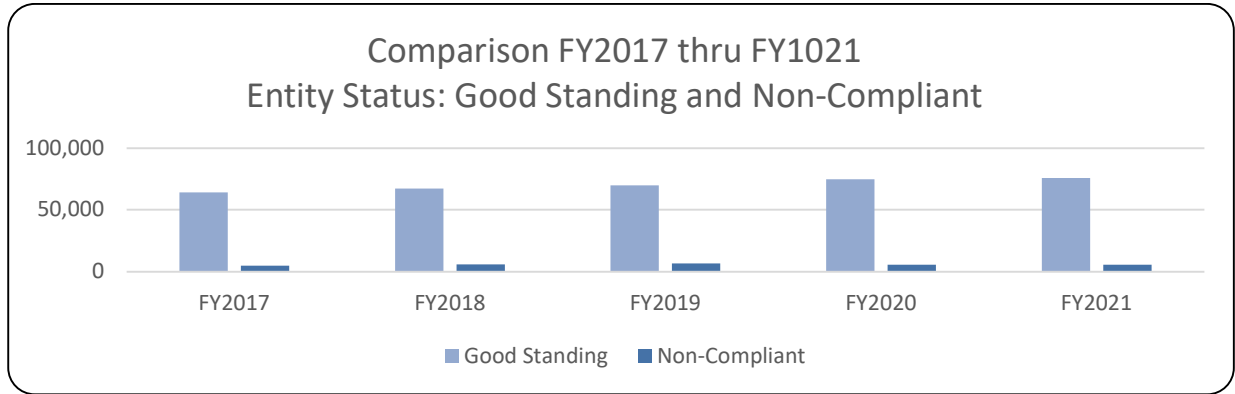
Entity Type	Good Standing	%	Non-Compliant	%	TOTAL
Business Corporation Domestic	9,283	93%	709	7%	9,992
Business Corporation Foreign	8,314	97%	295	3%	8,609
Professional Corporation Domestic	549	94%	33	6%	582
Nonprofit Corporation Domestic	6,809	97%	182	3%	6,991
Nonprofit Corporation Foreign	716	99%	6	1%	722
Cooperative Corporation Domestic	53	100%	0	0%	53
Cooperative Corporation Foreign	12	100%	0	0%	12
Limited Liability Company Domestic	40,337	92%	3,532	8%	43,869
Limited Liability Company Foreign	6,339	95%	313	5%	6,652
Limited Partnership Domestic *	2,934	91%	281	9%	3,215
Limited Partnership Foreign *	207	93%	15	7%	222
Limited Liability Partnership Domestic	62	94%	4	6%	66
Limited Liability Partnership Foreign	77	95%	4	5%	81
Religious Corporation Domestic	74	87%	11	13%	85
COOP Electric and Telephone *	35	97%	1	3%	36
Totals	75,801	93%	5,386	7%	81,187

FY2021 Entity Type and Status by %



FY2017 thru FY2021 ENTITY STATUS: Good Standing and Non-Compliant at the end of each fiscal year.

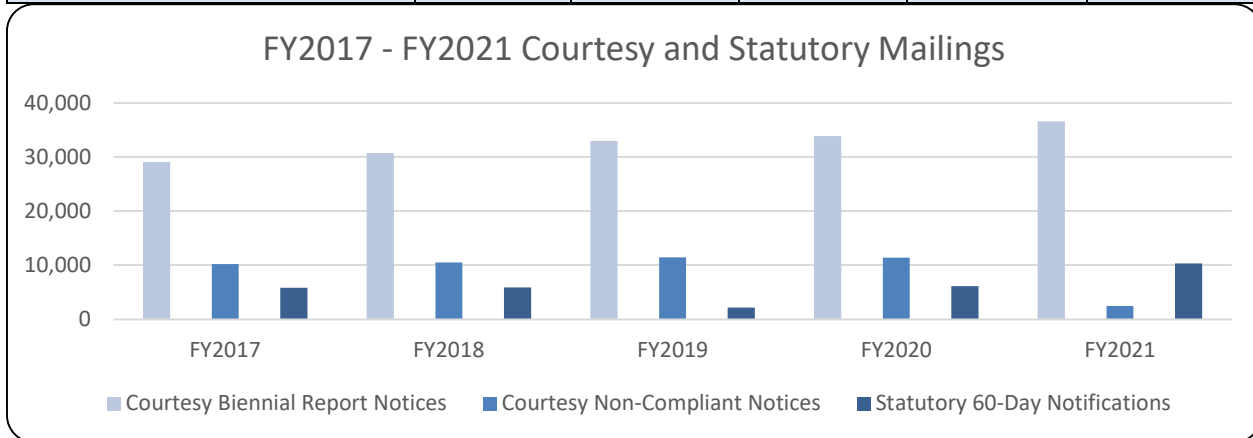
Entity Status	FY2017		FY2018		FY2019		FY2020		FY2021	
	Qty.	%	Qty.	%	Qty.	%	Qty.	%	Qty.	%
Good Standing	64,037	93%	67,250	92%	69,939	92%	74,660	93%	75,801	93%
Non-Compliant	4,727	7%	5,803	8%	6,409	8%	5,357	7%	5,386	7%
Totals	68,764	100%	73,053	100%	76,348	100%	80,017	100%	81,187	100%



MASS MAILINGS FY2017 thru FY2021: Courtesy and Statutory Mailings

In May 2012 the Corporations Section reinstated mailing courtesy Biennial Report and Non-Compliant notices as part of the Division’s efforts to proactively help entities on record obtain and maintain Good Standing with this Division. When an entity fails to respond to the courtesy notices then the Division sends the statutory 60-Day notices. If an entity fails to respond to the 60-Day notice, then the entity may be administratively dissolved.

Mass Mailing Types	FY2017	FY2018	FY2019	FY2020	FY2021
Courtesy Biennial Report Notices <i>(*Reinstated May 2012)</i>	29,072	30,754	32,979	33,856	36,587
Courtesy Non-Compliant Notices <i>(*Reinstated May 2012)</i>	10,206	10,463	11,428	11,359	2,411
Statutory 60-Day Notifications	5,817	5,858	2,118	6,093	10,335
Totals	45,095	47,075	46,525	51,308	49,333

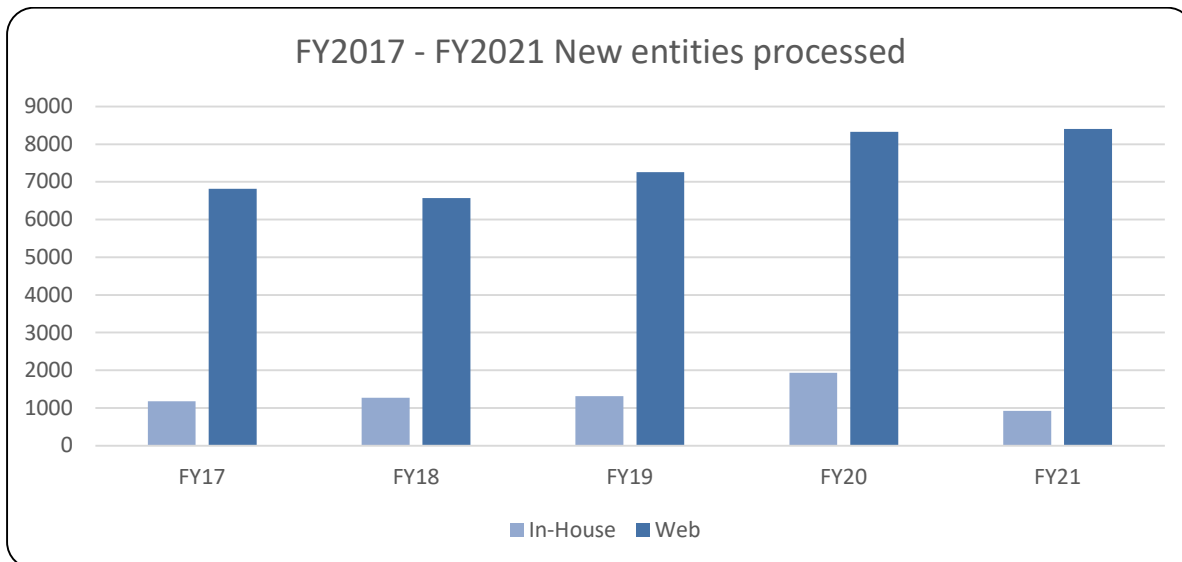


FY2021 NEW ENTITIES: processed In-House or Web

Entity Type: new domestic created or new foreign registered	In-House	Web
Business Corporation Domestic	15	452
Business Corporation Foreign	144	684
Professional Corporation Domestic	16	1
Nonprofit Corporation Domestic	92	259
Nonprofit Corporation Foreign	15	59
Cooperative Corporation Domestic	0	0
Cooperative Corporation Foreign	0	0
Limited Liability Company Domestic	259	6,133
Limited Liability Company Foreign	178	817
Limited Partnership Domestic	168	0
Limited Partnership Foreign	19	0
Limited Liability Partnership Domestic	9	0
Limited Liability Partnership Foreign	4	0
Religious Corporation Domestic	4	1
COOP Electric and Telephone	0	0
Subtotals	923	8,406
Total	9,329	

FY2017 thru FY2021: New entities processed In-House or Web.

Processed	FY2017		FY2018		FY2019		FY2020		FY2021	
	Qty.	%	Qty.	%	Qty.	%	Qty.	%	Qty.	%
In-House	1,181	15%	1,269	16%	1,311	15%	1,933	19%	923	10%
Web	6,818	85%	6,574	84%	7,255	85%	8,234	81%	8,406	90%
Totals	7,999	100%	7,843	100%	8,566	100%	10,167	100%	9,329	100%



FY2017 thru FY2021 VOLUNTARY DISSOLUTIONS:

Entity Types	VOLUNTARY: Withdrawal/Cancel/Dissolve
--------------	---------------------------------------

	FY2017	FY2018	FY2019	FY2020	FY2021
Business Corporation Domestic	162	154	181	194	139
Business Corporation Foreign	272	262	248	255	258
Professional Corporation Domestic	21	10	14	18	16
Nonprofit Corporation Domestic	54	37	38	45	61
Nonprofit Corporation Foreign	17	14	15	12	12
Cooperative Corporation Domestic	0	1	0	1	0
Cooperative Corporation Foreign	0	1	0	0	0
Limited Liability Company Domestic	463	552	681	754	736
Limited Liability Company Foreign	166	137	155	137	172
Limited Partnership Domestic	47	58	172	793	86
Limited Partnership Foreign	11	6	16	175	14
Limited Liability Partnership Domestic	4	2	5	2	0
Limited Liability Partnership Foreign	0	4	1	1	0
Religious Corporation Domestic	1	2	0	3	1
COOP Electric and Telephone	0	1	0	0	0
Totals	1,218	1,241	1,526	2,390	1,495

FY2017 thru FY2021 ADMINISTRATIVE DISSOLUTIONS:

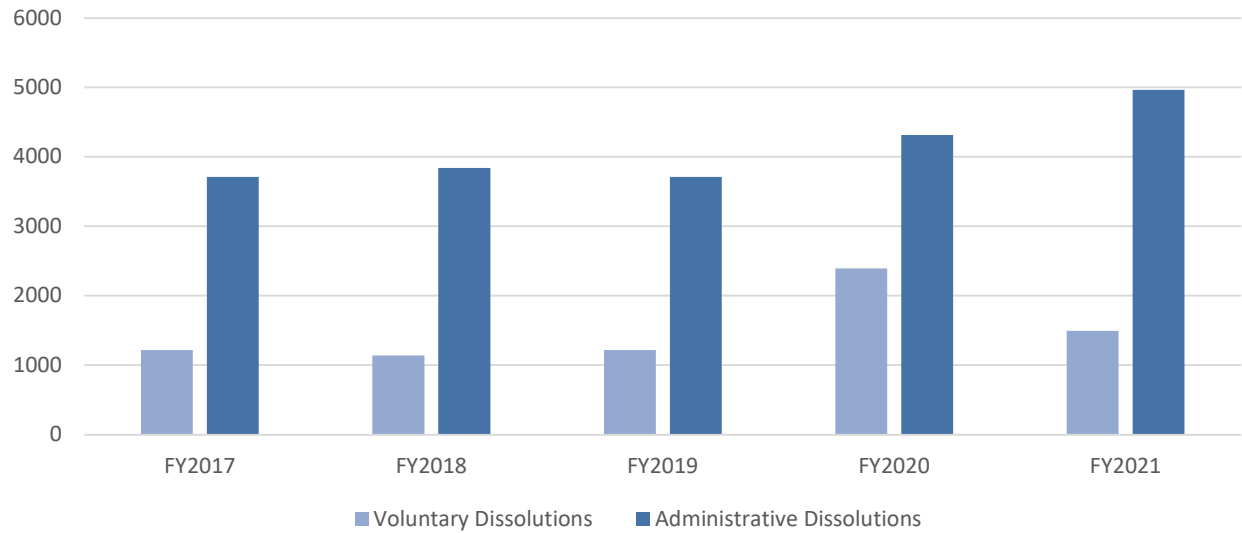
Entity Type	ADMINISTRATIVE DISSOLUTIONS: Involuntary or Revoked				
	FY2017	FY2018	FY2019	FY2020	FY2021
Business Corporation Domestic	734	925	712	786	741
Business Corporation Foreign	251	232	254	262	241
Professional Corporation Domestic	20	23	27	16	22
Nonprofit Corporation Domestic	322	351	314	300	341
Nonprofit Corporation Foreign	31	35	20	23	31
Cooperative Corporation Domestic	0	4	3	1	4
Cooperative Corporation Foreign	0	1	0	1	1
Limited Liability Company Domestic	2,170	2,686	2,364	2,695	3,334
Limited Liability Company Foreign	170	215	195	218	240
Limited Partnership Domestic	0	0	0	0	0
Limited Partnership Foreign	0	0	0	0	0
Limited Liability Partnership Domestic	3	3	2	4	6
Limited Liability Partnership Foreign	4	1	3	1	1
Religious Corporation Domestic	4	7	6	5	3
COOP Electric and Telephone	0	0	0	0	0
Totals	3,709	4,483	3,900	4,312	4,965

FY2017 thru FY2021: Voluntary and Administrative Dissolutions*

Dissolution Type	FY2017		FY2018		FY2019		FY2020		FY2021	
	Qty.	%	Qty.	%	Qty.	%	Qty.	%	Qty.	%
Voluntary Dissolutions	1,218	25%	1,139	23%	1,218	25%	2,390	36%	1,495	23%
Administrative Dissolutions	3,709	75%	3,841	77%	3,709	75%	4,312	64%	4,965	77%
Totals	4,927	100%	4,980	100%	4,927	100%	6,702	100%	6,460	100%

*See next page for voluntary and administrative dissolutions chart.

FY2017 - FY2021 Voluntary and Administrative Dissolutions



FY2017 thru FY2021 DOMESTIC ENTITY: Administrative Dissolutions and Domestic Reinstatements

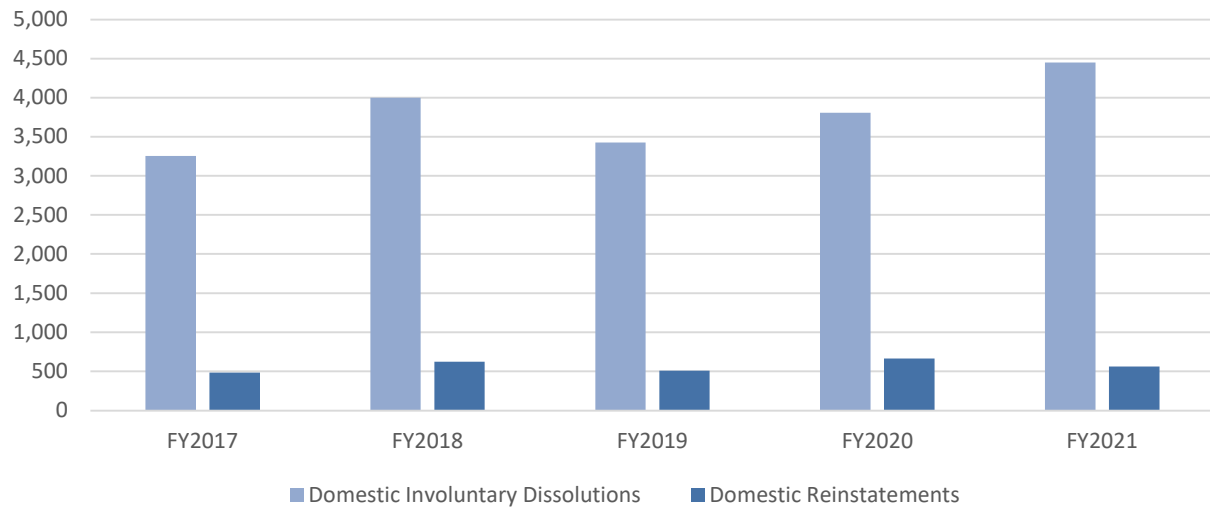
Only Domestic (Alaskan) entities Involuntarily Dissolved may reinstate within two years of Involuntary Dissolution. Foreign entities which have been Administratively Dissolved (revoked) may re-register.

Domestic Entity Type	ADMINISTRATIVE DISSOLUTIONS: Involuntary Dissolution				
	FY2017	FY2018	FY2019	FY2020	FY2021
Business Corporation Domestic	734	925	712	786	741
Professional Corporation Domestic	20	23	27	16	22
Nonprofit Corporation Domestic	322	351	314	300	341
Cooperative Corporation Domestic	0	4	3	1	4
Limited Liability Company Domestic	2,170	2,686	2,364	2,695	3,334
Limited Partnership Domestic	0	0	0	0	0
Limited Liability Partnership Domestic	3	3	2	4	6
Religious Corporation Domestic	4	7	6	5	3
COOP Electric and Telephone	0	0	0	0	0
Totals	3,253	3,999	3,428	3,807	4,451

Domestic Entity Type	REINSTATEMENT				
	FY2017	FY2018	FY2019	FY2020	FY2021
Business Corporation Domestic	94	145	100	171	150
Professional Corporation Domestic	4	4	6	4	1
Nonprofit Corporation Domestic	83	102	81	86	42
Cooperative Corporation Domestic	0	3	0	1	1
Limited Liability Company Domestic	301	368	322	402	368
Limited Liability Partnership Domestic	0	0	0	0	0
Religious Corporation Domestic	0	1	0	0	0
COOP Electric and Telephone	0	0	0	0	0
Totals	482	623	509	664	562

Domestic Entity Events	FY2017	FY2018	FY2019	FY2020	FY2021
Domestic Involuntary Dissolutions	3,253	3,999	3,428	3,807	4,451
Domestic Reinstatements	482	623	509	664	562

Comparison FY2017 - FY2021: Domestic Entity Events Administrative Dissolutions and Reinstatements



FY2017 thru FY2021 FILINGS PROCESSED IN-HOUSE:

Type of Filing	IN-HOUSE				
	FY2017	FY2018	FY2019	FY2020	FY2021
Agent Change	942	4,350	6,228	7,943	6,482
Agent Resignation	243	191	269	226	316
Amendment	1,367	1,368	3,445	2,552	1,093
Biennial Report	2,898	2,886	3,778	3,143	2,816
Certificate of Compliance	56	135	57	72	65
Change of Officials	2,519	2,820	4,494	3,232	2,990
Conversion	47	76	116	58	55
Conversion (LP)	5	2	4	1	2
Correction	154	142	426	289	176
Creation Filing	1,179	1,324	1,740	1,970	923
Domestication	28	39	59	34	53
Election or Resolution to Dissolve	243	208	352	260	221
Entity Address Change	806	781	1,749	1,948	1,456
Initial Report	165	155	198	140	114
Interest Exchange	1	2	1	4	0
Merger	175	178	182	226	185
Restated (NO AMENDMENT)	1	1	12	7	3
Restated and Amended Articles	46	42	85	51	48
Withdraw/Dissolve/Cancel	1,218	1,241	2,093	2,390	1,495
Totals	12,093	15,941	25,288	24,546	18,493

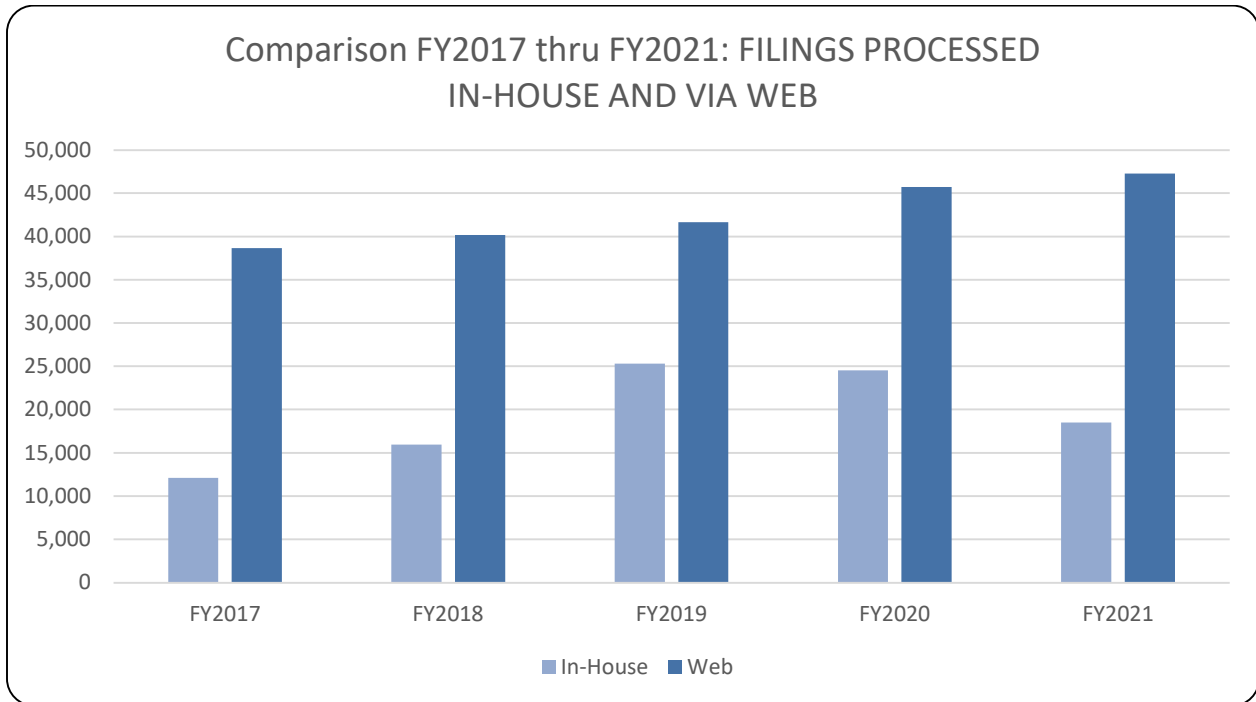
FY2017 thru FY2021 FILINGS PROCESSED VIA WEB:

There are currently only four corporation filing types available to be filed on the web.

Type of Filing	Processed on the Web				
	FY2017	FY2018	FY2019	FY2020	FY2021
Creation Filings	6,818	7,310	7,258	8,291	8,406
Initial Report	5,151	5,658	5,451	6,259	5,739
Biennial Report	23,653	23,947	25,829	27,849	29,794
Certificate of Compliance	3,025	3,247	3,107	3,335	3,329
Totals	38,647	40,162	41,645	45,734	47,268

FY2017 thru FY2021 FILINGS PROCESSED IN-HOUSE AND VIA WEB:

Processed	FY2017		FY2018		FY2019		FY2020		FY2021	
	Qty.	%	Qty.	%	Qty.	%	Qty.	%	Qty.	%
In-House	12,093	36%	15,941	41%	25,288	38%	24,546	35%	18,493	28%
Web	38,647	64%	40,162	59%	41,645	62%	45,734	65%	47,268	72%
Totals	54,940	100%	67,613	100%	66,933	100%	70,280	100%	65,761	100%



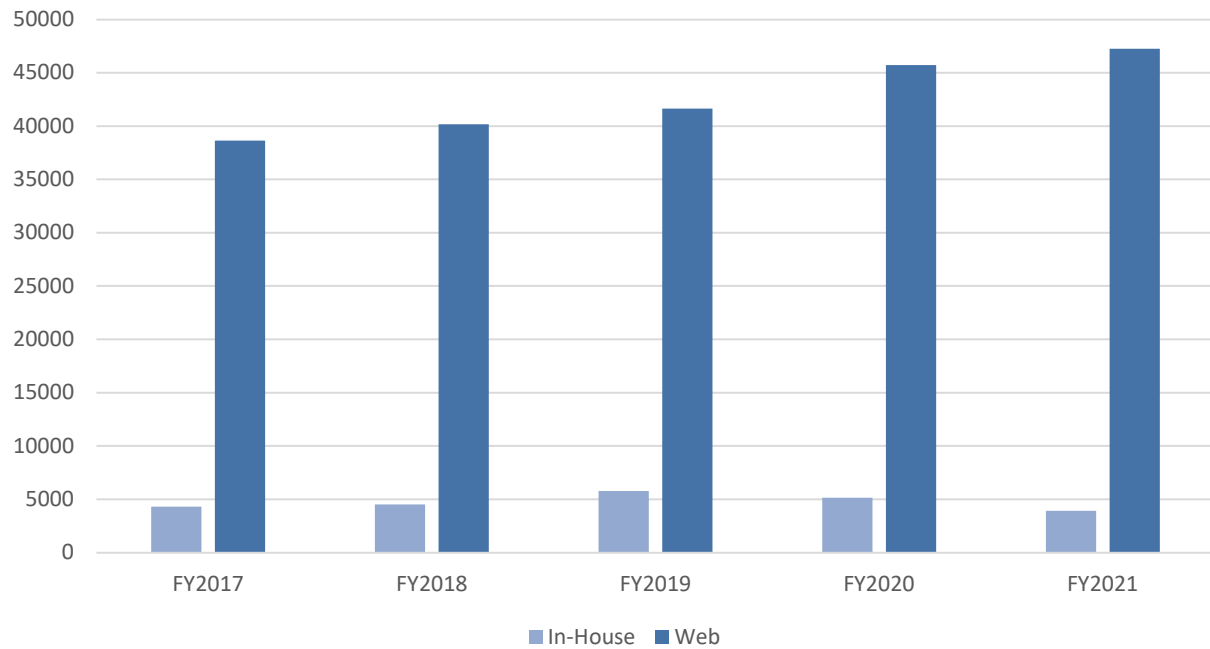
FY2017 thru FY2021 FOUR FILINGS: In-House or Web.

There are currently only four corporation filing types in which the customer may choose to file either In-House or via the Web.

Type of Filing	FY2017		FY2018		FY2019		FY2020		FY2021	
	In-House	Web	In-House	Web	In-House	Web	In-House	Web	In-House	Web
Creation Filings	1179	6818	1324	7310	1740	7258	1790	8291	923	8,406
Initial Reports	165	5151	155	5658	198	5451	140	6259	114	5,739
Biennial Reports	2898	23,653	2886	23,947	3778	25,829	3143	27,849	2,816	29,794
Certificate of Compliance	56	3025	135	3247	57	3107	72	3335	65	3,329
Subtotals	4298 (10%)	38,647 (90%)	4500 (10%)	40,162 (90%)	5773 (12%)	41,645 (88%)	5145 (10%)	45,734 (90%)	3,918 (8%)	47,268 (92%)
Totals	42,945		44,662		47,418		50,879		51,186	

47268*See next page for the four filings chart.

Comparison FY2017 thru FY2021:
Four filings that may be filed either In-House or via the Web.



FY2021 BUSINESS NAME TYPES: Reservations and Registrations.

Business name reservations and registrations grant the owner exclusive rights to the name for a specific period per statutes. These rights are exercised through the court system.

FY2021 New: Business Name Types	In-House	Web
Business Name Registration <i>(good for 5 years and requires an Alaska Business License)</i>	93	591
Business Name Reservation <i>(good for 120 days)</i>	16	287
Subtotals	109 (11%)	878 (89%)
Total	987 (100%)	

Active at the end of FY2021: Business Name Types	Active
Business Name Registration	2,893
Foreign Corporate Name Registration	23
Business Name Reservation	94
Total	3,010