Alcohol and Marijuana Control Office
550 W 7th Avenue, Suite 1600
Anchorage, AK 99501
marijuana.licensing@alaska.gov
https://www.commerce.alaska.gov/web/amco
Phone: 907.269.0350

Alaska Marijuana Control Board

Form MJ-02: Premises Diagram

What is this form?

A detailed diagram of the proposed licensed premises is required for all marijuana establishment license applications, per 3 AAC 306.020(b)(8). **All areas designated as the licensed premises of a single license must be contiguous. All diagrams must have the licensed premises area labeled, and outlined or shaded as appropriate.**

What must be submitted with this form?

Applicants must attach multiple diagrams to this form, including (as applicable):

- **Diagram 1:**
  a diagram showing only the licensed premises areas that will be ready to be **operational at the time of your preliminary inspection** and license issuance;

- **Diagram 2:**
  if different than Diagram 1, a diagram outlining **all areas for which the licensee has legal right of possession** (a valid lease or deed), and clearly showing those areas' relationship to the current proposed licensed premises *(details of any planned expansion areas do not need to be included; a complete copy of Form MJ-14: Licensed Premises Diagram Change must be submitted and approved before any planned expansion area may be added to the licensed premises);*

- **Diagram 3:**
  a **site plan or as-built of the entire lot**, showing all structures on the property and clearly indicating which area(s) will be part of the licensed premises;

- **Diagram 4:**
  an **aerial photo of the entire lot and surrounding lots**, showing a view of the entire property and surrounding properties, and clearly indicating which area(s) will be part of the licensed premises *(this can be obtained from sources like Google Earth)*; and

- **Diagram 5:**
  a diagram of the **entire building in which the licensed premises is located**, clearly distinguishing the licensed premises from unlicensed areas and/or premises of other licenses within the building. If your proposed licensed premises is located within a building or building complex that contains multiple business and/or tenants, please provide the addresses and/or suite numbers of the other businesses and/or tenants *(a separate diagram is not required for an establishment that is designating the entire building as a single licensed premises)*.

This form, and all necessary diagrams that meet the requirements on Page 2 of this form, must be completed and submitted to AMCO's main office before any new or transfer license application will be considered complete.

Section 1 – Establishment Information

Enter information for the business seeking to be licensed, as identified on the license application.

Licensee:	No Limit, LLC	**MJ License #:**		25205	
License Type:	Marijuana Concentrate Manufacturing License				
Doing Business As:	Cannabaska Concentrates				
Premises Address:	521 W. Tudor Road, Suite 203				
City:	Anchorage	**State:**	Alaska	**ZIP:**	99503

Alaska Marijuana Control Board

Form MJ-02: Premises Diagram

Section 2 – Required Information

For your security, do not include locations of security cameras, motion detectors, panic buttons, and other security devices.
Items marked with a double asterisks (**) are only required for those retail marijuana establishments that are also applying for an onsite consumption endorsement.

The following details must be included in all diagrams:

- ☐ License number and DBA
- ☐ Legend or key
- ☐ Color coding
- ☐ Licensed Premises Area Labeled and Shaded, or Outlined as appropriate
- ☐ Dimensions
- ☐ Labels
- ☐ True north arrow

The following additional details must be included in Diagram 1:

- ☐ Surveillance room
- ☐ Restricted access areas
- ☐ Storage areas
- ☐ Entrances, exits, and windows
- ☐ Walls, partitions, and counters
- ☐ Any other areas that must be labeled for specific license or endorsement types
- ☐ ** Serving area(s)
- ☐ **Employee monitoring area(s)
- ☐ **Ventilation exhaust points, if applicable

The following additional details must be included in Diagram 2:

- ☐ Areas of ingress and egress
- ☐ Entrances and exits
- ☐ Walls and partitions

The following additional details must be included in Diagrams 3 and 4:

- ☐ Areas of ingress and egress
- ☐ Cross streets and points of reference

The following additional details must be included in Diagram 5:

- ☐ Areas of ingress and egress
- ☐ Entrances and exits
- ☐ Walls and partitions
- ☐ Cross streets and points of reference

I declare under penalty of unsworn falsification that I have attached all necessary diagrams that meet the above requirements, and that this form, including all accompanying schedules, statements, and depictions is true, correct, and complete.

Signature of licensee

Smadar Warden
Printed name of licensee

STATE OF ALASKA
NOTARY PUBLIC
Paola Bean
My Commission Expires Jun 11, 2024

Notary Public in and for the State of Alaska

My commission expires: 6/11/2024

Subscribed and sworn to before me this 26 day of August, 20 20.

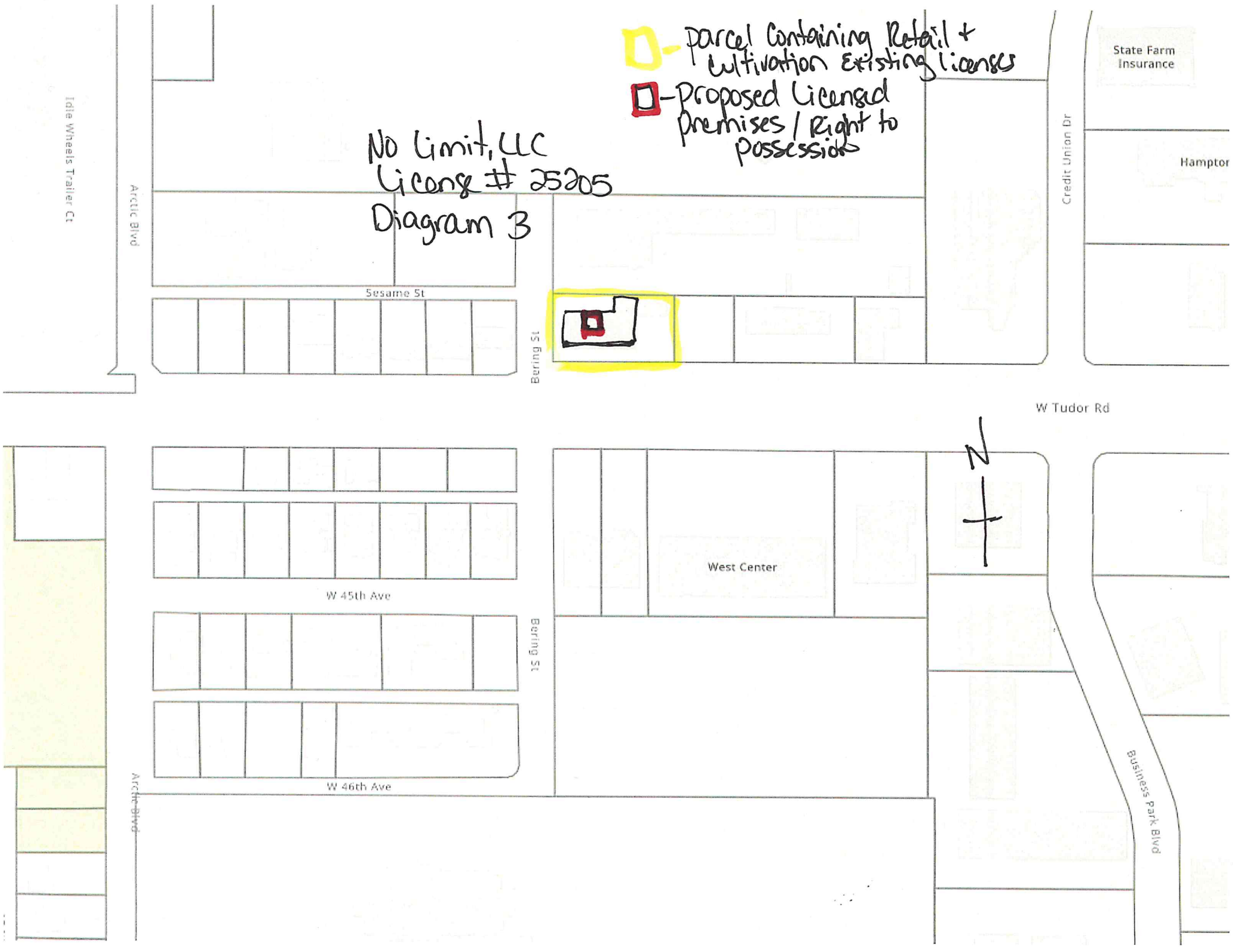
No Limit, LLC
License # 25205
Diagram 3
- parcel Containing Retail + cultivation Existing licenses
- Proposed Licensed Premises / Right to possession
Idle Wheels Trailer Ct
Arctic Blvd
Sesame St
Bering St
Credit Union Dr
State Farm Insurance
Hamptor
W Tudor Rd
N
West Center
W 45th Ave
W 46th Ave
Business Park Blvd

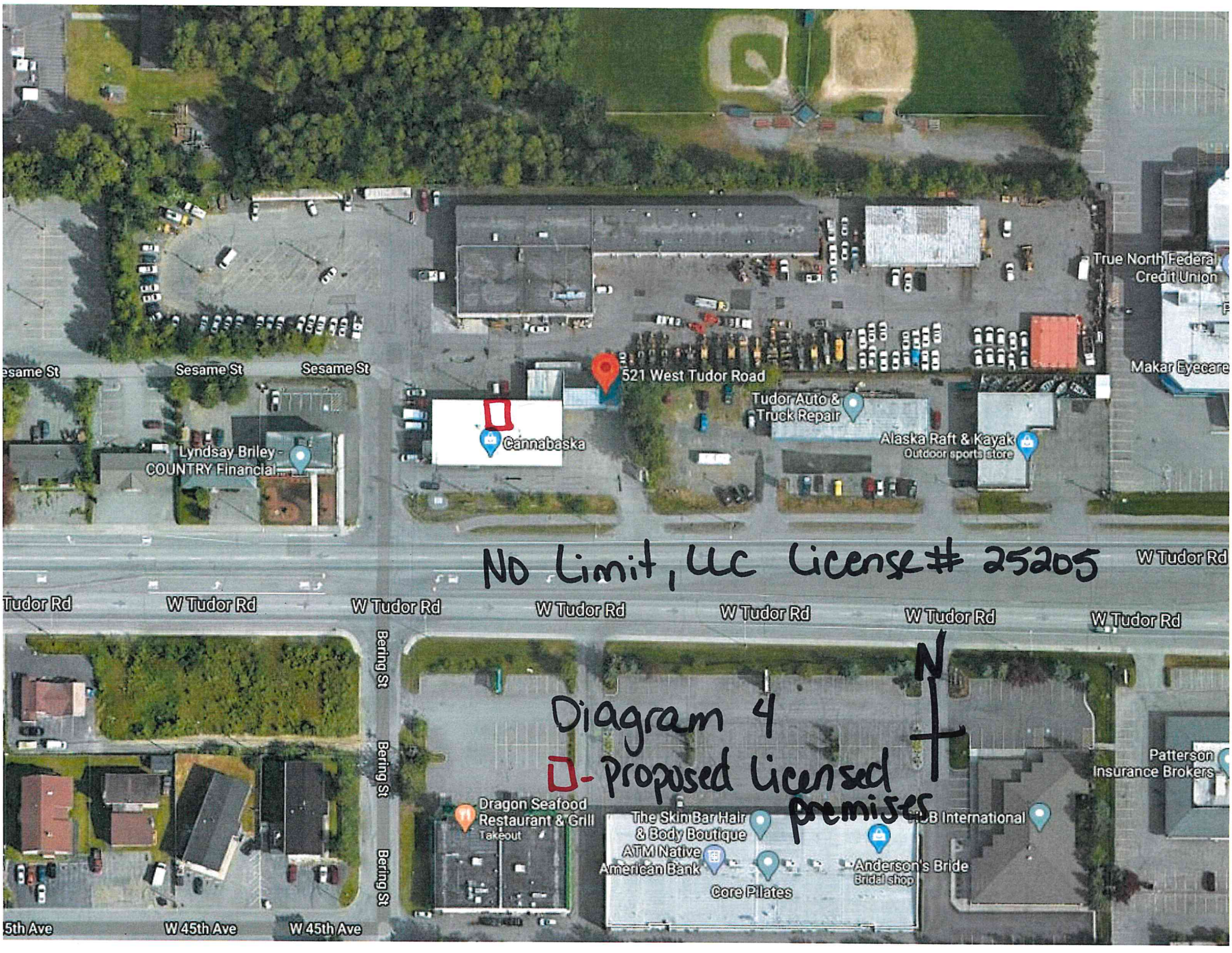
No Limit, LLC License # 25205
Diagram 4
- Proposed licensed premises
N
521 West Tudor Road
Cannabaska
Sesame St
Sesame St
Sesame St
Lyndsay Briley - COUNTRY Financial
Tudor Auto & Truck Repair
Alaska Raft & Kayak
Outdoor sports store
True North Federal Credit Union
Makar Eyecare
W Tudor Rd
W Tudor Rd
W Tudor Rd
W Tudor Rd
W Tudor Rd
W Tudor Rd
W Tudor Rd
Bering St
Bering St
Bering St
Dragon Seafood Restaurant & Grill
Takeout
The Skin Bar Hair & Body Boutique
ATM Native American Bank
Core Pilates
Anderson's Bride
Bridal shop
Patterson Insurance Brokers
W 45th Ave
W 45th Ave

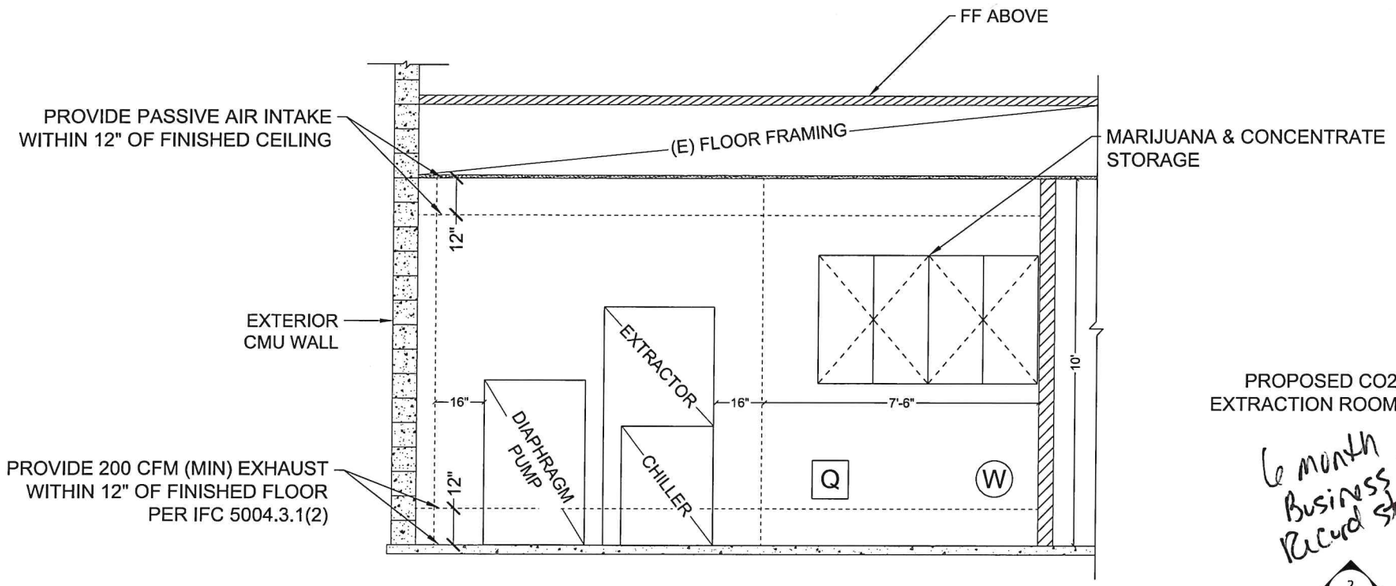

2 Extraction Room Section

Scale: 1/2"=1'-0"

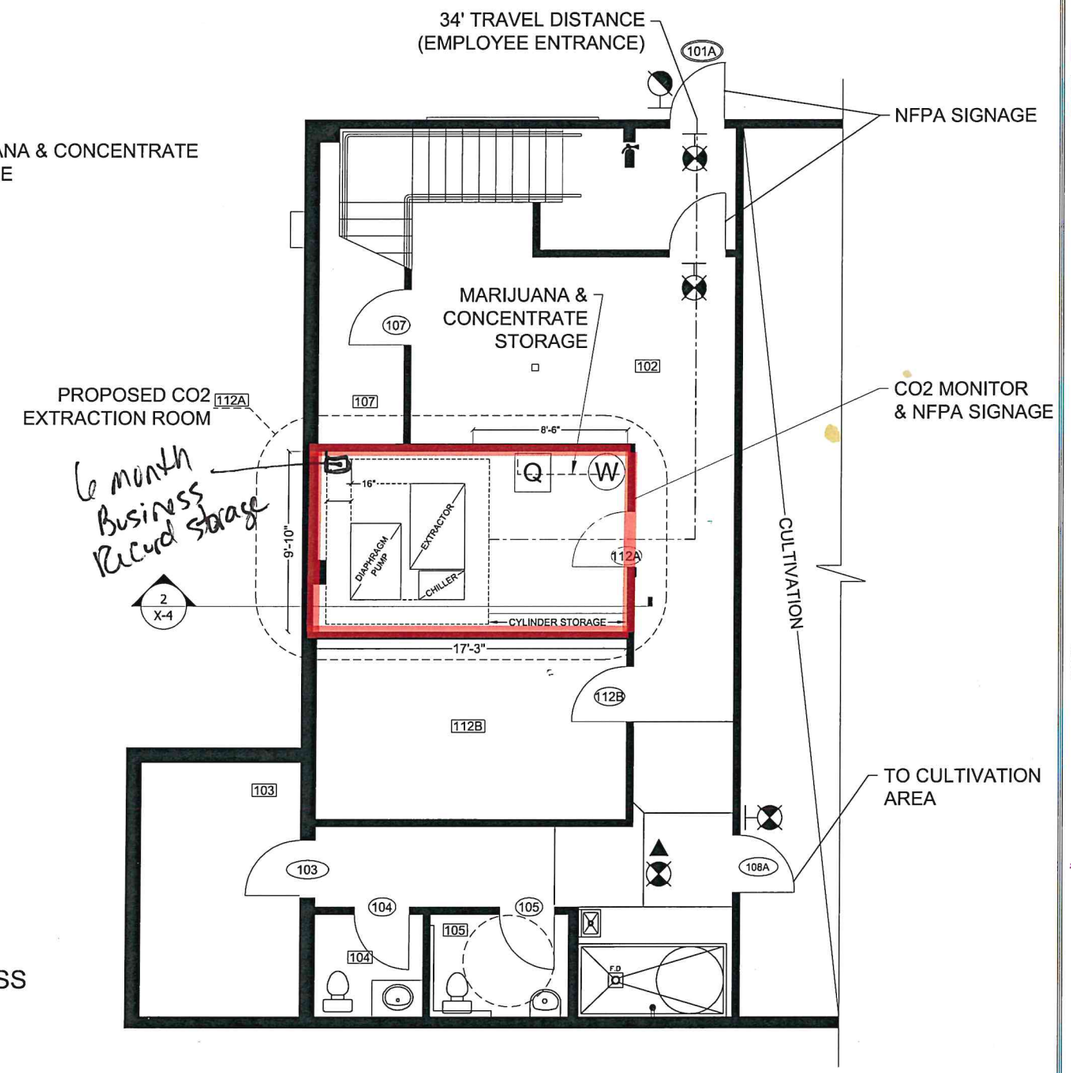

1 Extraction Room Location (First Floor)

Scale: 1/4"=1'-0"



3 2000-20LD EXTRACTION SYSTEM

Scale: NTS

Q = QUARANTINE AREA MJ product

W = WASTE STORAGE MJ product

= CONCENTRATE LICENSED PREMISES & RESTRICTED ACCESS AREA proposed

PLAN NOTES:

- MAINTAIN 16" CLEARANCE AROUND EXTRACTION SYSTEM
- SECURE CO2 STORAGE CYLINDERS TO WALL WHEN NOT IN USE
- USE PROPER PPE WHEN OPERATING SYSTEM OR HANDLING STORAGE CYLINDERS
- PROVIDE SIGNAGE TO CHECK CO2 LEVELS PRIOR TO ENTERING ROOM
- PROVIDE 200 CFM (MIN) EXHAUST WITHIN 12" OF FINISHED FLOOR PER IFC 5004.3.1(2)
- MAXIMUM ALLOWED STORAGE: **N/A**
  CONTROL AREAS NOT APPLICABLE PER IBC TABLE 307.1(1)
- QUARANTINE AREA IS FOR PRODUCT STORAGE WHILE AWAITING TEST RESULTS

N

No Limit, LLC
License # 25205
Diagrams 1, 2 & 5

PROJECT NOTES:
SLUP LICENSE: 15391
STATE LICENSE: 1061218

NOTE: USE HALF INDICATED SCALE FOR 11X17 DRAWINGS

Determine DESIGN
Determine DESIGN LLC
903 W NORTHERN LTS BLVD #206
ANCHORAGE, AK 99503
C: (907)339-9100
dan@determinedesign.com

Copyright: Determine Design LLC has the exclusive right to reproduce, sell and create derivative works from these drawing.

Drawn: Daniel Clift
Date: 11/09/2017
Time: 9:27 AM

STATE OF ALASKA
DANIEL H. CLIFT
14104
REGISTERED PROFESSIONAL ARCHITECT

PROJECT TITLE: -
PREPARED FOR: SMADER WARDEN
SHEET TITLE: CO2 EXTRACTION ROOM - CHANGE ORDER 4
SITE ADDRESS: 521 W TUDOR RD-ANCHORAGE, AK

SHEET NUMBER:
X-4

PERMIT NUMBER: C16-1436

No Limit, LLC
License #25205

Diagrams 1.1, 2.1, 5.1

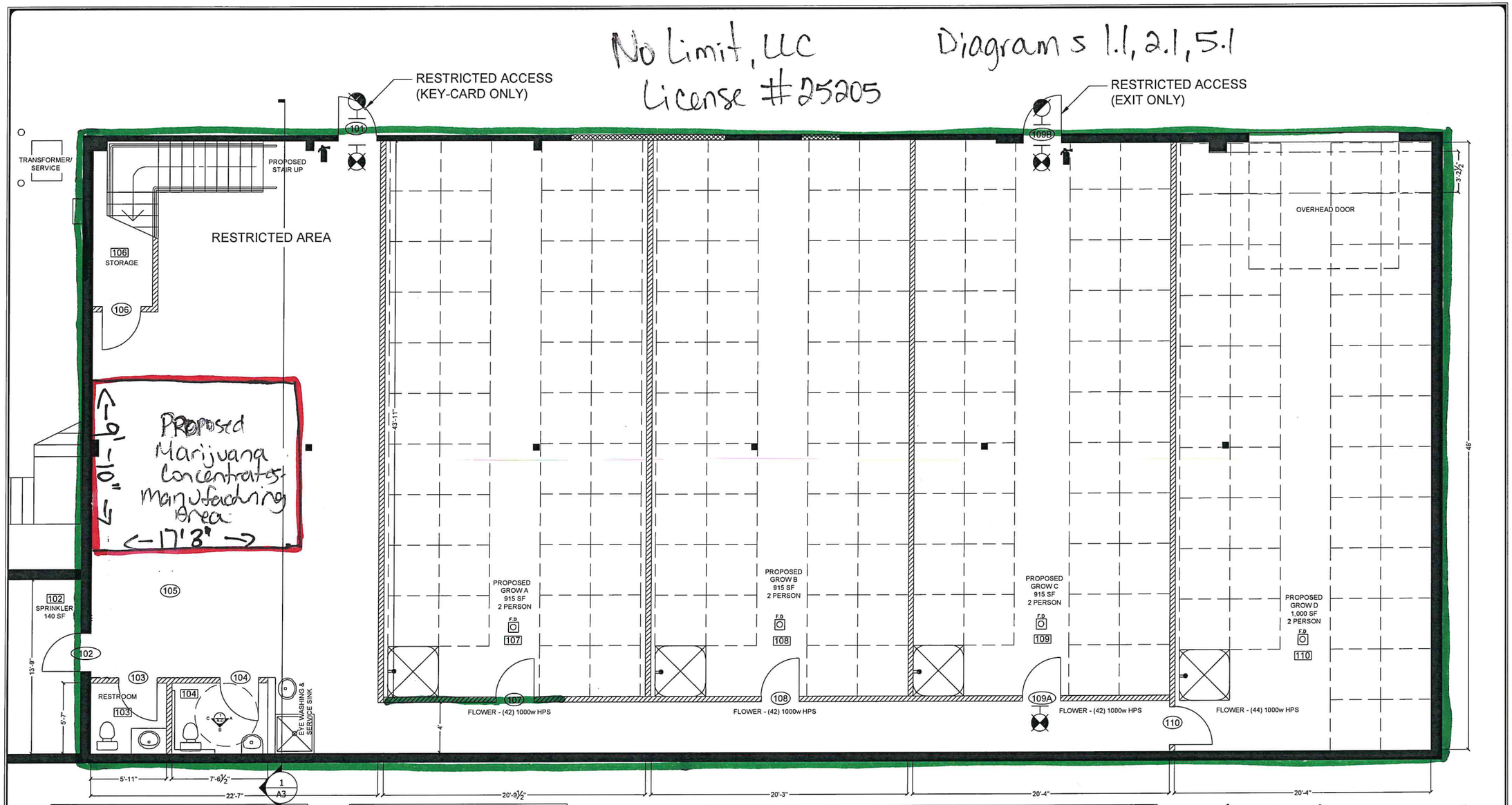

ROOM FINISH

RM:	NAME	H'T	WALL	CL'G	FLOOR	BASE
101	PROCESSING/ DRYING	10'-0"	MR	SPR	CONC	RB1
102	SPRINKLER	10'-0"	MR	SPR	CONC	RB1
103	RESTROOM	10'-0"	MR	SPR	CONC	RB1
104	RESTROOM	10'-0"	MR	SPR	CONC	RB1
105	SECURITY CAMERAS	10'-0"	MR	SPR	CONC	RB1
106	STORAGE	10'-0"	MR	SPR	CONC	RB1
107	PROPOSED GROW A	10'-0"	MR	SPR	CONC	RB1
108	PROPOSED GROW B	10'-0"	MR	SPR	CONC	RB1
109	PROPOSED GROW C	10'-0"	MR	SPR	CONC	RB1
110	PROPOSED GROW D	10'-0"	MR	SPR	CONC	RB1

DOOR SCHEDULE

RM:	DIM'	DOOR TYPE	MAT'	FRAME	GLAZE	H'W
101	36"x84"	EXIST	EXIST	EXIST	EXIST	N/A
102	36"X84"	A	FHC	HM/1	NONE	4
103	36"x84"	A	FHC	HM/1	NONE	3
104	36"x84"	A	FHC	HM/1	NONE	3
105	36"x84"	A	FHC	HM/1	NONE	4
106	36"x84"	A	FHC	HM/1	NONE	4
107	36"x84"	A	FHC	HM/1	NONE	2
108	36"x84"	A	FHC	HM/1	NONE	2
109A	36"x84"	A	FHC	HM/1	NONE	2
109B	36"x84"	EXIST	EXIST	EXIST	EXIST	N/A
110	36"x84"	A	FHC	HM/1	NONE	2

LEGEND

- HOSE BIB & RESERVOIR TANK
- FLOOR DRAIN
- EXIT LIGHT
- EXTERIOR EXIT LIGHT
- FIRE EXTINGUISHER, 2A:10BC, MOUNT 48" AFF
- EXISTING WALL
- NEW WALL
- NEW PLUMBING WALL
- KB — KNOX BOX, WALL MOUNT @ 72" AFG EXISTING-CONFIRM KEYING

D - Proposed Licensed premises / Restricted Access Area

D - Existing Cultivation License #10237

1 1ST FLOOR PLAN
Scale: 1/4"=1'-0"

0' 10' 20'

NOTE: USE HALF INDICATED SCALE FOR 11X17 DRAWINGS

Determine DESIGN

Determine DESIGN LLC
301 E. FIREWEED LN
ANCHORAGE, AK 99503
C: (907)602-2189
dhclift@gmail.com

Copyright: Determine Design LLC has the exclusive right to reproduce, sell and create derivative works from these drawing.

Drawn: Daniel Clift
Date: 5/4/16
Time: 9:55 AM

STATE OF ALASKA
DANIEL H. CLIFT
14104
REGISTERED PROFESSIONAL ARCHITECT

PROJECT TITLE:
prepared for SMADER WARDEN
1ST FLOOR PLAN
521 W TUDOR RD-ANCHORAGE, AK

SHEET NUMBER:
A-1

JOB NUMBER:

No Limit, LLC License # 25205
Diagrams 1.2, 2.2 & 5.2

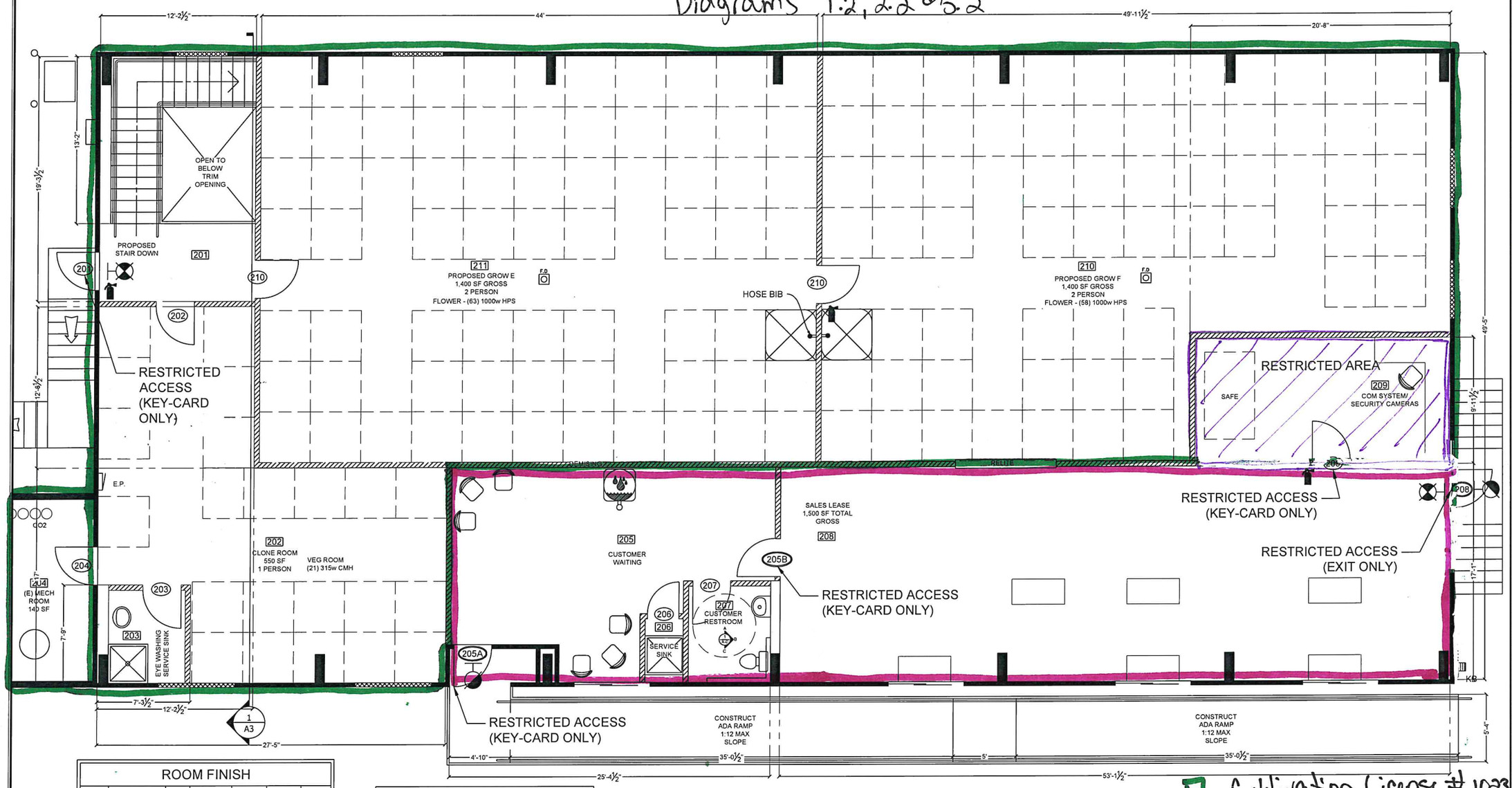

ROOM FINISH

RM:	NAME	H'T	WALL	CL'G	FLOOR	BASE
201	STAIRWELL	10'-0"	MR/FRP	SPR	CONC	RB1
202	CLONE ROOM	10'-0"	MR/FRP	SPR	CONC	RB1
203	EYEWASH ROOM	10'-0"	MR/FRP	SPR	CONC	RB1
204	MECHANICAL ROOM	10'-0"	MR/FRP	SPR	CONC	RB1
205	CUSTOMER WAITING ROOM	10'-0"	MR/FRP	N/A	CONC	RB1
206	CUSTOMER RESTROOM	10'-0"	MR/FRP	AC-1	CONC	RB1
207	JANITOR CLOSET	10'-0"	MR/FRP	AC-1	CONC	RB1
208	SALES	10'-0"	MR/FRP	AC-1	CONC	RB1
209	SECURITY COM ROOM	10'-0"	MR/FRP	AC-1	CONC	RB1
210	PROPOSED GROW E	10'-0"	MR/FRP	SPR	CONC	RB1
211	PROPOSED GROW F	10'-0"	MR/FRP	SPR	CONC	RB1

DOOR SCHEDULE

RM:	DIM'	DOOR TYPE	MAT'	FRAME	GLAZE	H'W
201	36"x84"	EXIST	EXIST	EXIST	EXIST	N/A
202	36"x84"	A	FHC	HM/1	NONE	2
203	36"x84"	A	FHC	HM/1	NONE	1
204	36"x84"	A	FHC	HM/1	NONE	4
205A	36"x84"	EXIST	EXIST	EXIST	EXIST	*
205B	36"x84"	A	FHC	HM/1	NONE	5
206	36"x84"	A	FHC	HM/1	NONE	3
207	30"x84"	A	FHC	HM/1	NONE	4
207	36"x84"	EXIST	EXIST	EXIST	EXIST	*
208	36"x84"	A	FHC	HM/1	NONE	4
209	36"x84"	A	FHC	HM/1	NONE	2
210	36"x84"	A	FHC	HM/1	NONE	2

* INSPECT PANIC HARDWARE TO INSURE PROPER OPERATION

LEGEND

- HOSE BIB & RESERVOIR TANK
- FLOOR DRAIN
- EXIT LIGHT
- EXTERIOR EXIT LIGHT
- FIRE EXTINGUISHER, 2A:10BC, MOUNT 48" AFF
- EXISTING WALL
- NEW WALL
- NEW PLUMBING WALL
- WATER COOLER
- KNOX BOX, WALL MOUNT @ 72" AFG EXISTING-CONFIRM KEYING

- Cultivation License # 10237
- Retail License 10236

1 2ND FLOOR PLAN
Scale: 1/4"=1'-0"

0' 10' 20'

- Shared facility Video Surveillance & Recording equipment storage (Retail, Cultivation & Manufacturing)

NOTE: USE HALF INDICATED SCALE FOR 11X17 DRAWINGS

Determine DESIGN

Determine DESIGN LLC
301 E. FIREWEED LN
ANCHORAGE, AK 99503
C: (907)602-2189
dhclift@gmail.com

Copyright: Determine Design LLC has the exclusive right to reproduce, sell and create derivative works from these drawing.

Drawn: Daniel Clift
Date: 5/4/16
Time: 9:55 AM

STATE OF ALASKA
DANIEL H. CLIFT
14104
REGISTERED PROFESSIONAL ARCHITECT

PROJECT TITLE:
prepared for SMADER WARLIN
2ND FLOOR PLAN
521 W TUDOR RD-ANCHORAGE, AK

SHEET NUMBER: A-2

JOB NUMBER: