



2016 ANNUAL REPORT

ALASKA
DIVISION OF
INSURANCE

FROM THE DIRECTOR

The Honorable Bill Walker, Governor of the State of Alaska
Chris Hladick, Commissioner of the Department of Commerce, Community, and Economic Development
Members of the Alaska State Legislature

In accordance with AS 21.06.110, it gives me great pride to present the 78th annual report of the Division of Insurance. This report covers activity from January 1, 2015 to June 30, 2016.

The division continues to uphold its mission to regulate the insurance industry to protect Alaskans. The division's experienced and knowledgeable staff enforces the consumer protections provided under Title 21. The staff is also committed to nurturing a strong and competitive market to provide a full spectrum of insurance products in individual and commercial markets.

- During 2015, the consumer services section recovered over \$1.3 million dollars for Alaska consumers. The investigations section recovered an additional \$1.2 million dollars. Satisfaction surveys indicate that Alaskans are generally pleased with the consumer services provided by the division.
- The division's insurance specialists and actuaries received over 4,600 filings, of which close to 3,300 were approved as meeting the applicable statutes and regulations, which strengthens our competitive insurance market.
- A redesigned website provides consumers and industry members a more efficient manner to find the information and documents that they need for reference or to transact business in Alaska.


The division also continues to meet the challenges of the industry with innovative ideas, some of which earned national attention during 2016. By passing the nation's first high-risk reinsurance bill, Alaska was the first the state to address the challenges of continual double-digit rate increases in the individual healthcare market head-on. The division was also instrumental in securing the passage of an omnibus bill that provided strong consumer protections in a variety of areas.

The division's participation in the National Association of Insurance Commissioners (NAIC) allows the division to influence model laws and to stay apprised of future insurance trends. We represent Alaska in various committees, task forces, and work groups at the NAIC, holding seats on task forces including: Health Actuarial, Casualty Actuarial and Statistical, Workers' Compensation, Cybersecurity, Producer Licensing, Information Systems, and Senior Issues. I continue to represent Alaska on the Property and Casualty Insurance Committee and Market Regulation and Consumer Affairs Committee and serve as the vice chair of the American Indian and Alaska Native Liaison Committee.

The Division of Insurance is proud of the positive impact we have had on the state, protecting consumers and strengthening the competitive insurance market. Though we continue to face the challenges many small states face – the future looks promising.

We thank the department, the administration, and the Legislature for their continued support. We pledge to continue our efforts to make the Alaska insurance market function effectively and to never forget those we serve or our reason for existing: to protect the consumers of Alaska.

Respectfully submitted,



Lori Wing-Heier
Director

Alaska Division of Insurance

Administration

Director

Consumer Services

Licensing

Deputy Director

Investigation

Property/Casualty Actuarial/Filings/Market Reg.

Life/Health Actuarial/Filings/Market Reg.

Financial Reports & Audits

Financial Examinations

Deputy Commissioner

Commissioner

Licensing administers the licensing and continuing education requirements for all persons seeking insurance licensure in Alaska.

Administration establishes division policies and procedures; directs and supports activities of the division.

Consumer Services investigates consumer inquiries and complaints against insurance companies and producers to help ensure fair treatment to policyholders.

Investigation investigates fraudulent insurance activity and operation without a license or certificate of authority; liaises with federal, state, and municipal law enforcement agencies.

Actuarial/Filings provides information and analysis on all types of insurance to other sections; ensures that policy language accurately reflects benefits; ensures that rates are not excessive, inadequate, or unfairly discriminatory; and ensures that forms are not deceptive or misleading.

Market Regulation monitors all regulated entities in the Alaska insurance market for compliance with Alaska laws and regulations, using targeted examinations or market analysis.

Actuaries assist in monitoring insurers' solvency and compliance with Alaska laws; conduct insurer examinations; and collect and analyze data to develop more effective insurance regulation.

Financial Reports and Audits enforces statutes and regulations on tax and surplus lines; collects premium tax revenue for the state; conducts premium tax audits of surplus lines broker licensees; and proposes necessary changes to statutes and regulations for a healthy marketplace and protection of the public.

Financial Examination enforces financial-related statutes and regulations; conducts company and agency financial examinations; issues certificates of authority to domestic insurers and companies admitted to do business in Alaska; reviews purchasing group applications; reviews certificate of authority amendments; and recommends appropriate action against violators of Alaska insurance laws and regulations.

Department of
Commerce, Community
and Economic Development

ANNUAL REPORT 2016

Revenue

Revenue, Appropriations, Expenditures 4
Total Premiums Written 4
Premium Tax Rates 5
Tax Credit 5

Administrative

Legislation 7
Bulletins 7
Disciplinary Orders 8
Regulatory Orders 8
Regulatory Adoption Orders 8

Consumer Complaints and Investigations

Complaints by Line of Coverage 10
Reason for Complaints 10
Complaint Cases By Year 10
Complaint Outcomes 11
Companies with Five or More Complaints 11
Investigations 11
Consumer Satisfaction Survey 12

Actuarial

Rates and Forms 14
Advisory Organizations 14
Rating and Joint Underwriting Organizations 15
Alaska Automobile Plan 16
Workers Compensation Assigned Risk Plan 17

Producer Licensing

Licensing Statistics by Class 19
Resident Licensing Examinations 19

Company Certificate of Authority

Domestic Insurers 20
Admitted by Type 20
Financial Exams 20
Suspension and Revocation Orders 21
Mergers and Surrenders 21
New Admitted Insurers 21
Name Changes 22
Lines of Authority Amendments 22
Redomestications 22

Life Insurers

Recap 24
Fraternal 24
Admitted Companies 25-28
Life Market Share 29-30
Annuity Market Share 30
Total Business 31-39

Health Insurers

Recap 41
Claims Survey 41
Individual 42
Group 43
Admitted Companies 44
Market Share 45
Total Business 46-50

Property/Casualty Insurers

Recap 52
Admitted Companies 53-59
Market Share 60-66
Total Business 67-74
Aggregate Write-Ins for Other Lines Business 75

Surplus Lines, Unauthorized, Nonadmitted

Surplus Lines Premiums 77
Unauthorized and Independently Procured Premiums and Taxes 77
Non-Admitted Premiums and Taxes 78
Premium Tax Audits 78

Guaranty Associations

Alaska Insurance Guaranty Association 79-80
Alaska Life and Health Insurance Guaranty Association 81-82

Risk Retention Groups 83

Purchasing Groups 84-85

Consumer Information 86

Contact the Division of Insurance 86

REVENUE, APPROPRIATION, AND EXPENDITURE

Fiscal Year	2012	2013	2014	2015	2016
Fees	9,907,690	9,509,894*	9,249,933*	9,954,515**	12,287,577
Taxes	54,829,016	52,395,612	54,716,101	64,121,903***	61,842,174
Total Revenue	64,736,706	61,905,506	63,963,034	74,076,418	75,711,859
Appropriation	7,455,806	7,538,700	7,619,200	7,287,700	7,101,800
Expenditure	6,958,789	6,895,547	7,291,200	6,804,181	4,122,354

*Includes \$1.0 million of carry-forward revenues from prior fiscal year. Fiscal year begins July 1.

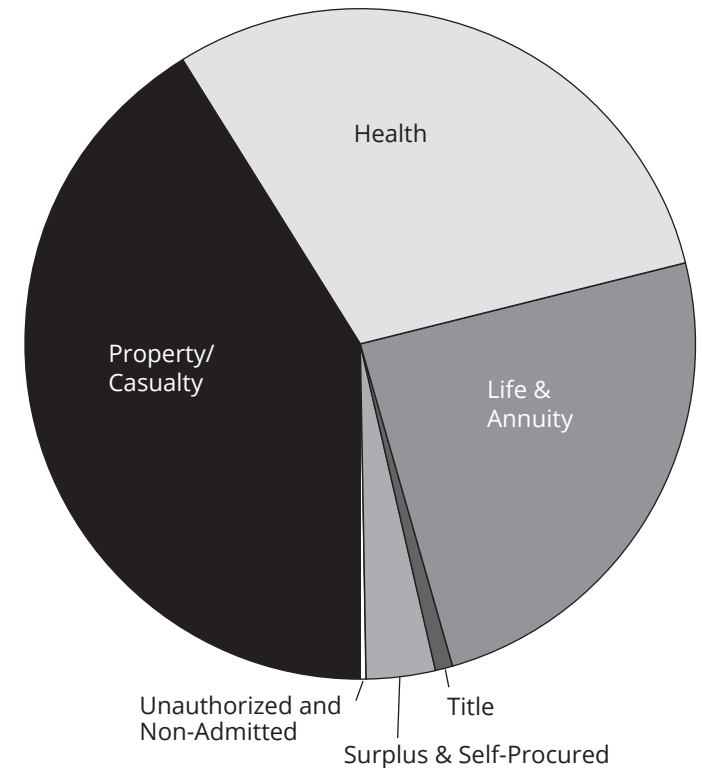
**Collected as of 1/7/15 from the Alaska State Accounting System (AKSAS). Includes \$1.0 million of carry-forward revenues from prior fiscal year.

***Includes \$5,097,452 in Workers Compensation tax transferred to Dept. of Labor.

TOTAL PREMIUMS WRITTEN (\$'000)

Calendar Year	2011	2012	2013	2014	2015
Property/Casualty includes Risk Retention Groups and Automobile Service Corporations	1,494,365	1,613,025	1,636,680	1,629,604	1,555,269
Health includes Hospital and Medical Service Corporations, Fraternal, Life, and Property & Casualty	820,534	836,878	878,955	964,092	1,136,051
Life & Annuity includes Fraternal	1,070,926	736,097	740,169	1,292,158	921,393
Title	36,931	35,239	35,544	27,198	32,493
Surplus & Self-Procured includes Wet Marine	120,467	108,851	115,154	121,210	122,517
Unauthorized includes Wet Marine	2,937	2,532	4,012	9,437	5,019
Non-Admitted	785	134	178	861	754
Total	3,546,965	3,332,756	3,410,692	4,044,560	3,773,496

2015 PREMIUMS BY LINE



PREMIUM TAX RATES

Admitted	%
Domestic and Foreign Life, Health, Property/Casualty, and Risk Retention Groups Except Wet Marine and Transportation (Total direct premiums less dividends/returns)	2.70
Individual Life (Premium up to \$100,000) (Premium in excess of \$100,000)	2.70 0.10
Hospital and Medical Service Corporations (Gross premiums less claims paid)	6.00
Wet Marine and Transportation (Gross underwriting profit)	0.75
Automobile Service Corporations (Total direct premiums less dividends/returns)	2.70
Title (Gross premium)	1.00
Multiple Employer Welfare Arrangements (Total contributions less excess of loss and pass through premiums)	2.70
Surplus Lines	
Property/Casualty Except Wet Marine and Transportation (Gross premiums less returned premiums)	2.70
Wet Marine and Transportation (Gross premiums)	0.75
Filing Fee for all Surplus Lines Transactions (Gross premiums less returned premiums)	1.00
Unauthorized and Independently Procured	
Wet Marine and Transportation (Gross premiums)	0.75
All Other Lines (Gross premiums)	3.70

TAX CREDITS CLAIMED 2015

	Contribution	Credit Claimed
Education AS 21.96.070	\$200,000	\$150,000
Alaska Fire Standards Council AS 21.96.075	\$0	\$0
Film AS 21.09.210	N/A	\$949,562

Late Payment Fee

Late fees are assessed at \$50 per month + 5% of the tax due per month, up to a maximum of \$250 + 25% of the tax due and interest of 1% per month.

If payment is not received by the Automated Clearing House payment method, a penalty of 25% of the tax due is assessed, with a minimum of \$100 and maximum of \$2,000.

Tax credits are available for education, film, and Alaska Fire Standards Council contributions.

ADMINISTRATIVE

Legislation **7**

Bulletins **7**

Disciplinary Orders **8**

Regulatory Orders **8**

Regulatory Adoption Orders **8**

LEGISLATION PASSED IN 2016

Bill	
HB 234	Relating to insurance coverage for mental health benefits provided through telehealth.
HB 372	Relating to insurance; relating to the annual report by the director of insurance; relating to expenses for insurance examinations; relating to regulations for insurance utilization review, benefits determination, health care insurance grievance resolution procedures, independent review of adverse determinations or final adverse determinations, independent review organizations, and continuing education providers; relating to required provisions for health care insurance contracts and policies, including health care provider choice; establishing civil penalties for insurers for failure to provide requested records; amending the definition of 'wet marine and transportation' insurance; amending provisions on limited licenses to include crop insurance; relating to third-party administrator notification requirements; relating to certification filing by reinsurance intermediary brokers; relating to rate filings, delivery of insurance policies or endorsements; relating to refunds of variable life insurance policies and variable annuities; establishing limitations on issuance of long-term care insurance; relating to requirements for group health insurance policies; amending the definition of 'group health insurance'; relating to motor vehicle service contracts; relating to notice requirements for meetings of stockholders or members of a domestic insurer; establishing a definition of 'bona fide association'; relating to requirements and penalties for committing a fraudulent or criminal insurance act; updating criteria for examinations; relating to rate filing deviations; establishing civil penalties for certain wilful violations; and providing for an effective date.
HB 374	Relating to coverage under a state plan provided by the Comprehensive Health Insurance Association; establishing the Alaska comprehensive health insurance fund; relating to a reinsurance program; relating to the definition of 'residents who are high risks'; relating to an application for a waiver for state innovation for health care insurance; and providing for an effective date.
SB 18	Exempting a health care sharing ministry from regulation as an insurer.
SB 53	Relating to advanced practice registered nursing; relating to certified direct-entry midwifery; and providing for an effective date.
SB 142	Relating to insurance coverage for anti-cancer medications; and providing for an effective date.
SB 165	Relating to the presence of minors in the licensed premises of manufacturers, wholesalers, and retailers of alcoholic beverages; relating to the Alcoholic Beverage Control Board; relating to background checks for persons applying to operate marijuana establishments; relating to the offense of minor consuming; relating to revocation of a driver's license for a minor consuming offense; relating to the effect of the revocation of a driver's license for a minor consuming offense on a motor vehicle liability insurance policy; relating to the membership of the Board of Barbers and Hairdressers; and amending Rule 17, Alaska Rules of Minor Offense Procedure.
SCR 26	Suspending Rules 24(c), 35, 41(b), and 42(e), Uniform Rules of the Alaska State Legislature, concerning House Bill No. 234, relating to insurance coverage for mental health benefits provided through telemedicine.

BULLETINS FY 2016

Bulletin	
B 15-06	Eligible Surplus Lines Insurers in the State of Alaska
B 15-07	Repeal of Bulletin B 10-04 and Bulletin B 11-04 Relating to Standards for Prompt, Fair, and Equitable Settlements of Motor Vehicle Claims
B 15-08	Audit of Workers' Compensation Insurance Policies
B 15-09	Definition of Small Employer and Large Employer for Purposes of Medical Loss Ratio Reporting and Rebate Requirements Under 45 C.F.R. Part 158
B 15-10	Diligent Search Requirements for Placing Business with a Surplus Lines Broker
B 15-11	Responses to Questions Received by the Division Relating to Standards for Prompt, Fair, and Equitable Settlements of Motor Vehicle Claims
B 15-12	Price Optimization in Ratemaking
B 16-01	Eligible Surplus Lines Insurers in the State of Alaska
B 16-02	Fees in Insurance Transactions
B 16-03	Annual Survey on Health Insurance
B 16-04	Non-Grandfathered Plan Extended Transition
B 16-05	Approval of Worker's Compensation Voluntary Loss Cost and Assigned Risk Rate Filing

DISCIPLINARY ORDERS FY 2016

D15-12 Sunderland Marine Insurance Co. Ltd. - US Branch	Under AS 21.97.020, SMI-US agrees to pay a civil penalty of \$2,500 with \$1,250 suspended for AS 21.69.390(e) violations - failure to request and obtain approval of the director to change its place of business and failure to give proper notice of the change in address.
D15-13 Alaska USA Insurance Brokers LLC	Under AS 21.34.230, Alaska USA agrees to pay a civil penalty of \$30,000 with \$15,000 suspended for 29 violations of AS 21.34 found during premium tax audit TA 14-01a .
D15-14 Benefit MI	Under AS 21.27.440, Benefit agrees to pay a civil penalty of \$334.79 for unlicensed activity.
D15-15 Daniel Levi Seaton and Levi Seaton Insurance Agency	Under AS 21.27.410(a)(4) and (8), AS 21.36.360(b)(5), and AS 21.27.440, the resident producer license # 44806 issued to Daniel Levi Seaton and the producer license # 63174 issued to the Levi Seaton Insurance Agency (LSIA) are permanently REVOKED. Mr. Seaton misapplied and converted to his own use premium payments of clients/insured of LSIA in excess of \$4,800.
D15-16 Insurance Max LLC	Under AS 21.27.440, Insurance Max agrees to pay a civil penalty of \$334,328.85 with \$324,328.85 suspended for unlicensed activity.
D15-17 M J Hall & Co of Alaska Inc.	Under AS 21.34.230, M J Hall agrees to pay a civil penalty of \$20,000 with \$10,000 suspended for four violations of AS 21.34 found during premium tax audit TA 15-02 .
D15-18 Home Security of America Ins Services, Inc.	Under AS 21.27.440, Home Security agrees to pay a civil penalty of \$983.82 for unlicensed activity.
D16-01 Pamela A. Whitfield	Under AS 21.27.440, Whitfield agrees to pay a civil penalty of \$1,121.00 with \$500.00 suspended for unlicensed activity.
D16-02 Edward Randolph Insurance Agency, Inc.	Under AS 21.27.440, Randolph Agency agrees to pay a civil penalty of \$704.12 for unlicensed activity.

D16-03 Kathy D. Franke	Under AS 21.27.440, Franke agrees to pay a civil penalty of \$10,276.27 with \$5,276.27 suspended for unlicensed activity.
D16-04 Marsh & McLennan Agency LLC	Under AS 21.34.230, Marsh agrees to pay a civil penalty of \$20,000 with \$10,000 suspended for 24 violations of AS 21.34 found during premium tax audit TA 15-06 .

REGULATORY ORDERS FY 2016

R 15-05	Surplus Lines Placement List
R 15-06	Order Exempting Multiple Filings by Property and Casualty Insurers When the Same Change is Being Proposed for More Than One Type of Insurance
R 15-07	Approval of the 2016 Workers' Compensation Loss Cost Filing and Assigned Risk Rate Filing
R 16-01	Surplus Lines Placement List
R 16-02	Order Authorizing Placement of Workers' Compensation Coverage with a Nonadmitted Insurer

REGULATORY ADOPTION ORDERS FY 2016

RA 15-01a	Adoption of Regulations Dealing with Air Ambulance Service
RA 15-02a	Adoption of Regulations Dealing with Determination of Final Payment for a Covered Vaccine
RA 15-03a	Adoption of Regulations Dealing with Insurance Holding Company Systems

CONSUMER COMPLAINTS AND INVESTIGATIONS

Complaints By Line of Coverage **10**

Reason For Complaints **10**

Complaint Cases By Year **10**

Complaint Outcomes **11**

Companies with Five or More Complaints **11**

Investigations **11**

Consumer Satisfaction Survey **12**

CONSUMER COMPLAINTS 2015

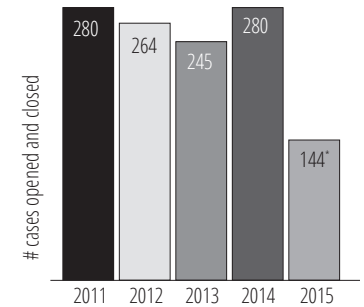
Complaints by Line of Insurance	
Auto	48
Individual Passenger Auto	43
Group Private Passenger	1
Commercial	3
Motorcycle	1
Homeowners	9
Homeowners	9
Accident/Health	70
Credit	1
Individual	48
Group	21
Life & Annuity	5
Accidental Death and Dismemberment	1
State Specific	2
Term	1
Whole-other	1
Liability	2
General	2
Miscellaneous	8
Workers' Compensation	4
Warranty Contract	1
Title	1
Bail Bonds	1
Surplus Lines	1
Fire, Allied Lines and CMP	2
Commercial Multi-Peril	2
Total Complaints by Line	144

Reason for Complaint	
Underwriting	
Cancellation	8
Credit Report	1
Delays	1
Non-Renewal	3
Premium & Rating	21
Rescission	1
Refusal To Insure	1
Policyholder Services	
Coverage Question	3
Delays/No Responsive	2
Notice Requirements	1
Payment Not Credited	3
Policy Delivery	2
Premium Notice Billing	7
Premium Refund	10
Premium Subsidy	2
State Specific	1
Surrender Problems	1
Marketing/Sales	
Duplication of Coverage	1
Failure to Submit Application	1
Fiduciary / Theft	1
Health Privacy	1
Not Appointed w/ Company	1
Misleading Advertising	2
Misrepresentation	2
Other Violation of Insurance Law	1
State Specific	1
Suitability	1

Reason for Complaint	
Claim Handling	
Adjuster Handling	16
Comparative Handling	4
Coordination of Benefits	1
Delays	19
Denial of Claim	31
Essential Health Benefit	1
Maximum Out of Pocket	2
Medical Necessity	1
No Preauthorization	1
Out-of-Network Benefits	7
Pharmacy Benefits	1
Prompt Pay	2
Recoupment	1
State Specific	1
Subrogation	1
Unsatisfactory Settlement	12
Usual, Customary Reasonable Charges	1
Total Reasons for Complaints	181

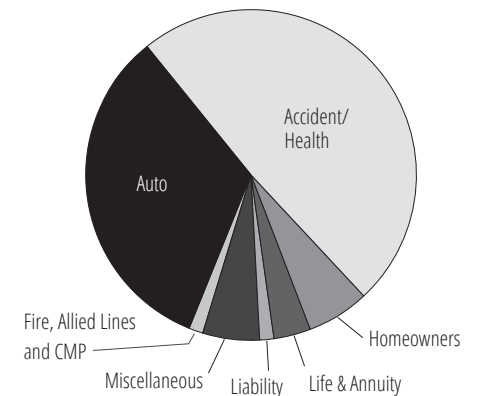
*Multiple reasons may be assigned to a single complaint.

COMPLAINT CASES BY YEAR

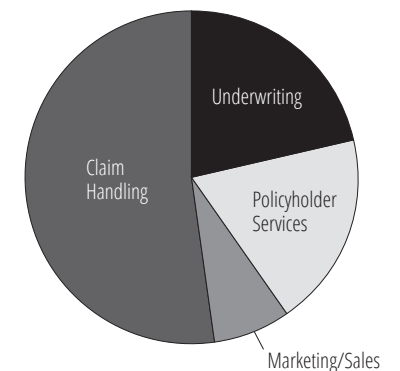


*Data reflects complaints reportable to NAIC. A total of 257 complaints were received in 2015.

COMPLAINTS BY LINE 2015



REASON FOR COMPLAINT 2015



CONSUMER COMPLAINTS 2015

Outcome	
Claim Reopened	1
Claim Settled	13
Company Position Upheld	47
Company Position Overturned	1
Compromised Settlement	17
Complaint Withdrawn	2
Contract Provision/Legal Issue	8
Insufficient Information	9
No Action Requested/Required	27
Referred for Disciplinary Action	2
Referred to Another Department	1
Referred to Proper Agency	1
State Specific	3
Total	132

Consumer Services recovered **\$1,316,751** for Alaskan consumers in 2015.

Companies with Five or More Complaints					
	Alaska Direct Premiums (\$000)	% of AK Market	Expected # Based on % of Market**	Actual # of Complaints	Actual as % of Total
Premera Blue Cross	\$658,753	16.9%	26	23	15.2%
State Farm Grp ¹	\$230,956	5.9%	9	12	7.9%
Ods / Moda Health Grp	\$129,426	3.3%	5	27	17.9%
Allstate Ins Grp ²	\$113,142	2.9%	4	12	7.9%
Berkshire Hathaway ³	\$108,480	2.8%	4	21	13.9%
Assurant Grp ⁴	\$37,294	1.0%	1	5	3.3%
Humana Grp ⁵	\$7,170	0.2%	0	5	3.3%
Total - Companies with Five or More Complaints	\$1,285,221	33.0%	49	105	69.5%
Other Companies***	\$2,606,560	67.0%	102	46	30.5%
Total - All Companies	\$3,891,781		Complaints: 151		100.0%

INVESTIGATIONS FY 2016

Type of Case	Cases Opened	Cases Closed	Convictions	Warning Letters	Licensing Actions
Agent Fraud	9	6			2
Bail Bonds					
Case Assessment	11	13			
Claimant Fraud	27	26	4	7	
Ins. Doc. Fraud			1		
License Applicant	1	2			
Med. Care Prov. Fraud					
Op. W/O License	1	1			
Workers Comp.	1	1			
Total Cases	50	49*	5	7	2

The company information shown is compiled utilizing National Association of Insurance Commissioners (NAIC) Standard Complaint Data Guidelines.

**The anticipated number of complaints based on the company's total premium written in the State of Alaska.

***Those that had four or fewer complaints.

¹Including State Farm Fire & Casualty Company and State Farm Mutual Automobile Insurance Company

²Including Allstate Indemnity Company and Allstate Insurance Company

³Including GEICO Casualty Company, GEICO Choice Insurance Company, GEICO General Insurance Company, GEICO Indemnity Company, and Government Employees Insurance Company

⁴Including John Alden Life Insurance Company, Time Insurance Company, and Voyager Insurance Company

⁵Including Humana Insurance Company and Humana Dental Insurance Company

The Investigations section recovered **\$1,276,000** for Alaskan consumers in FY 2016.

*14 cases closed from prior years

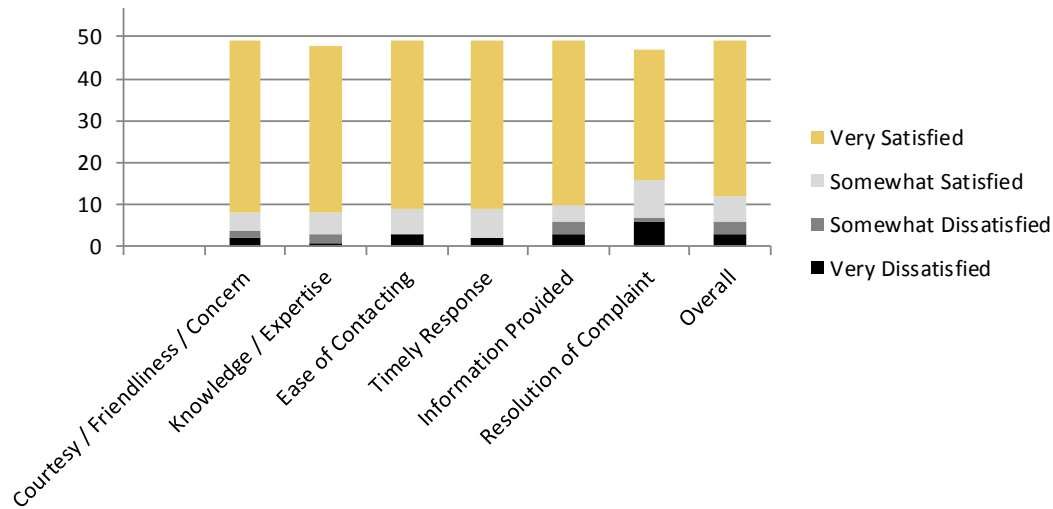
CONSUMER SATISFACTION SURVEY 2015

The survey was sent to consumers after they contacted the division and filed a complaint regarding an insurance company.

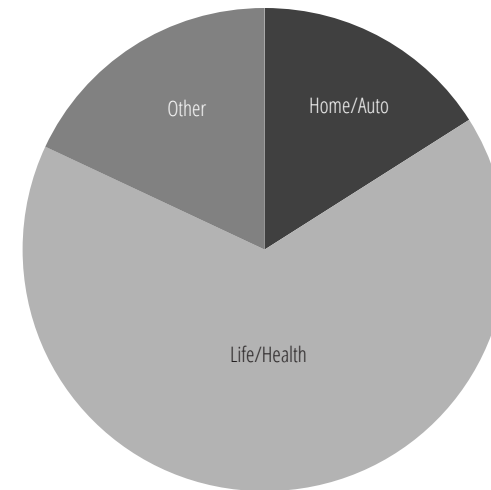
How Satisfied are You With the Service Provided by the Division of Insurance?					
	Very Satisfied	Somewhat Satisfied	Somewhat Dissatisfied	Very Dissatisfied	Responses
Courtesy / Friendliness / Concern Displayed	41	4	2	2	49
Knowledge / Expertise	40	5	2	1	48
Ease of Contacting	40	6	0	3	49
Timely Response	40	7	0	2	49
Information Provided	39	4	3	3	49
Resolution of Complaint	31	9	1	6	47
Overall	37	6	3	3	49

What Is Your Complaint About?		
		Responses
Home / Auto	16.0%	8
Life / Health	66.0%	33
Other	18.0%	9
Total		50

HOW SATISFIED ARE YOU WITH THE SERVICE PROVIDED BY THE DIVISION OF INSURANCE?



WHAT TYPE OF INSURANCE IS YOUR COMPLAINT ABOUT?



ACTUARIAL

Rates and Forms **14**

Advisory Organizations **14**

Rating and Joint Underwriting Organizations **15**

Alaska Automobile Plan **16**

Workers Compensation Assigned Risk Plan **17**

RATES & FORMS 2015

Filings Received	
Approved	1,851
Authorized	1,539
Disapproved	74
Withdrawn	310
Other*	889
Total	4,663

*Many of the filings in this category have been questioned and are pending responses from insurers to correct deficiencies.

ADVISORY ORGANIZATIONS

Advisory organizations, licensed by the division under AS 21.39.100, are organizations of insurers that assist insurers and rating organizations in rate making by collecting and furnishing loss and loss expense statistics or by submitting recommended rates or loss costs to the division. Advisory organizations include entities referred to elsewhere as statistical agents. Advisory organizations do not make filings on behalf of insurers.

RATING ORGANIZATIONS

Rating organizations, licensed by the division under AS 21.39.060, make filings on behalf of insurers. Rating organizations may file policy forms, manual rules, loss costs, or final rates on behalf of member and subscriber insurers and must allow all insurers that desire to become members to do so. All rating organizations and insurers may cooperate in rate making to the extent permitted under AS 21.39.

JOINT UNDERWRITING ORGANIZATIONS

Joint underwriting organizations are groups of insurers formed to insure a specific risk (e.g. aviation, pollution, or large marine) that would otherwise be too large for one insurer to insure. Each individual insurer assumes a portion of the risk. Joint underwriting organizations are not licensed by the division but are subject to regulation under AS 21.39.110.

ADVISORY ORGANIZATIONS

Organization	Contact	Address	Phone, Fax	Agent for Service	Address	Last Exam on File
Hwy Loss Data Institute	Michele Fields, General Counsel	1005 North Glebe Rd Arlington, VA 22201-4571	T: (703) 247-1600 F: (703) 247-1595	Christina Lockett	9360 Glacier Hwy, Ste 202 Juneau, AK 99801	
Independent Statistical Service (Subsidiary of Property Casualty Insurers Association of America)	Susan Miller, Senior Vice President & General Manager	8700 W. Bryn Mawr, Ste 1200S Chicago, IL 60631-3512	T: (847) 553-3626 F: (847) 297-5064	The Knauss Group, LLC	610 C St., Ste. 5B Anchorage, AK 99501	
ISO Data, Inc.	Mary Van Sise, Asst Vice President Govt Relations	545 Washington Blvd Jersey City, NJ 07310-1686	T: (201) 469-2652	United States Corp. Co.	9360 Glacier Hwy, Ste 202 Juneau, AK 99801	12/31/2011 Multi-state by NJ, ME and NY
National Independent Statistical Service	David H. Conrad, President	PO Box 68950 Indianapolis, IN 46268-0950	T: (317) 876-6200 F: (317) 876-6210	Paul Hoffman	9360 Glacier Hwy, Ste 202 Juneau, AK 99801	08/29/1996 by FL
Oden A West Business	Sylvia Chipp Insall	7645 East 63rd St, Ste 200 Tulsa, OK 74133-1208	T: (918) 556-5305 F: (918) 610-9985	Corporation Service Company	9360 Glacier Hwy, Ste 202 Juneau, AK 99801	

RATING ORGANIZATIONS

Organization	Contact	Address	Phone, Fax	Agent for Service	Address	Last Exam on File	License Expires
AIPSO	David L. Kohlhammer, President	302 Central Ave Johnston, Rhode Island 02919	T: (401) 946-2310 F: (401) 528-1350	Paul Hoffman c/o CT Corporation System	9360 Glacier Hwy, Ste 202 Juneau, AK 99801	12/31/2012 Multi-state by DC	12/31/2017
American Association of Insurance Services	Susan Hiller	701 Warrenville Rd. Ste 100 Lisle, IL 60532	T: (630) 681-8347 F: (630) 681-8356	Tessa Wilson Umialik Insurance Company	1901 S. Bragaw, Ste 100 Anchorage, AK 99508	12/31/2012 Multi-state by IL and ME	12/01/2017
Insurance Services Office, Inc.	Gerard Wendelken, Senior Consultant National Affairs	545 Washington Blvd Jersey City, NJ 07310-1686	T: (201) 469-2648 F: (201) 469-4011	CT Corporation System	9360 Glacier Hwy, Ste 202 Juneau, AK 99801	12/31/2011 Multi-state by NJ, ME and NY	12/31/2018
National Council on Compensation Insurance	Maggie Karpuk	2815 Townsgate Road, Suite 210 Westlake Village, CA 91361	T: (818) 707-8374 F: (561) 893-5137	CT Corporation System	9360 Glacier Hwy, Ste 202 Juneau, AK 99801	12/31/2010 Multi-state by FL	02/17/2018
The Surety & Fidelity Association of America	Barbara Feiff	1140 19th Street NW, Ste 500 Washington, DC 20036	T: (202) 463-0600 F: (202) 463-0606	C. Russell Lewis, Esq. Oles, Morrison, Rinker & Baker	745 West Fourth Ave Ste 502 Anchorage, AK 99501	12/31/2012 Multi-state by DC	12/16/2019

JOINT UNDERWRITING ORGANIZATIONS

Organization	Contact	Address	Phone, Fax	Last Exam on File
American Nuclear Insurers	Michael P. Cass, VP and Gen Counsel	95 Glastonbury Blvd Glastonbury, CT 06033	T: (860) 682-1301 F: (860) 639-0002	12/31/1979 by CT
Associated Aviation Underwriters	Anthony R. Moschetta, VP and Gen Counsel	51 John F. Kennedy Pkwy Short Hills, NJ 07078	T: (973)379-0941	11/30/2001 by NJ
Registered Mail Insurance Association	John L. Comeau, Vice President	100 William St 3rd Floor New York, NY 10038	T: (212) 425-1470	09/30/1985 by FL
United States Aircraft Insurance Group	Nicholas Canelos, SVP, General Counsel, and Secretary	125 Broad St, 6th Floor New York, NY 10004	T: (212) 859-3952	

ALASKA AUTOMOBILE PLAN

The Alaska Automobile Plan offers insurance for vehicle owners and operators unable to obtain insurance on a voluntary basis. Private passenger auto policy applications are submitted to Automobile Insurance Plan Service Office, a nonprofit management organization for groups administering the residual market, either directly or through an insurance agent, who then assigns the policies to insurers in proportion to each insurer's voluntary market share.

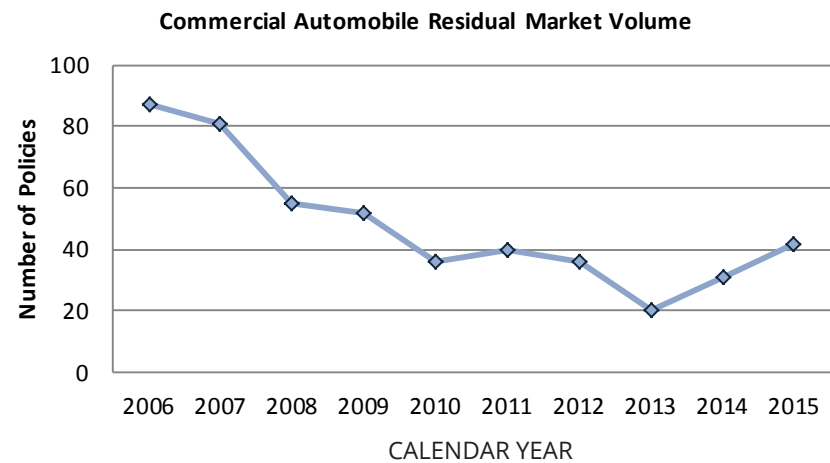
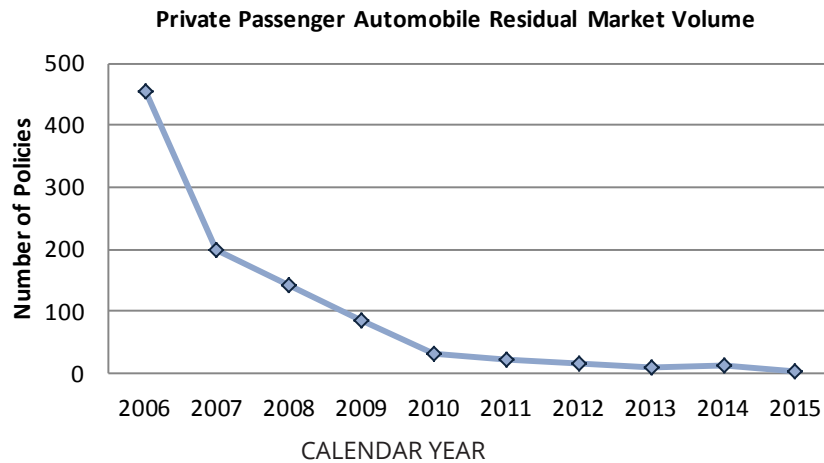
Commercial auto insurance is organized under a servicing carrier program. Currently, all commercial auto assigned risk business is handled by Progressive Casualty Insurance Company and all commercial auto insurers share in the profit or loss of this business based upon each insurer's voluntary market share.

The number of residual market policies in both the Private Passenger and Commercial Auto categories has decreased significantly in the past number of years, from the most recent peak in 2003, to 5 and 42 respectively in 2015. The

long-term depopulation of the residual market is due in large part to insurers' increasing ability to accurately rate potential customers and collect adequate premium for the risk associated with each individual, allowing customers that would previously have been destined for the residual market to now be written in the voluntary market. The long-term downward trend in the Commercial Auto residual market has leveled off in recent years reflecting the reality that certain types of commercial auto risk remain undesirable to insurers due to the hazardous nature of their work.

For 2015, the premium volume and number of policies in the Private Passenger Auto residual market is an insignificant portion of the total Private Passenger Auto market in Alaska. The premium associated with the 42 Commercial Auto residual market policies represents approximately 1% of the total premium for all Commercial Auto policies.

AUTOMOBILE RESIDUAL MARKET VOLUME



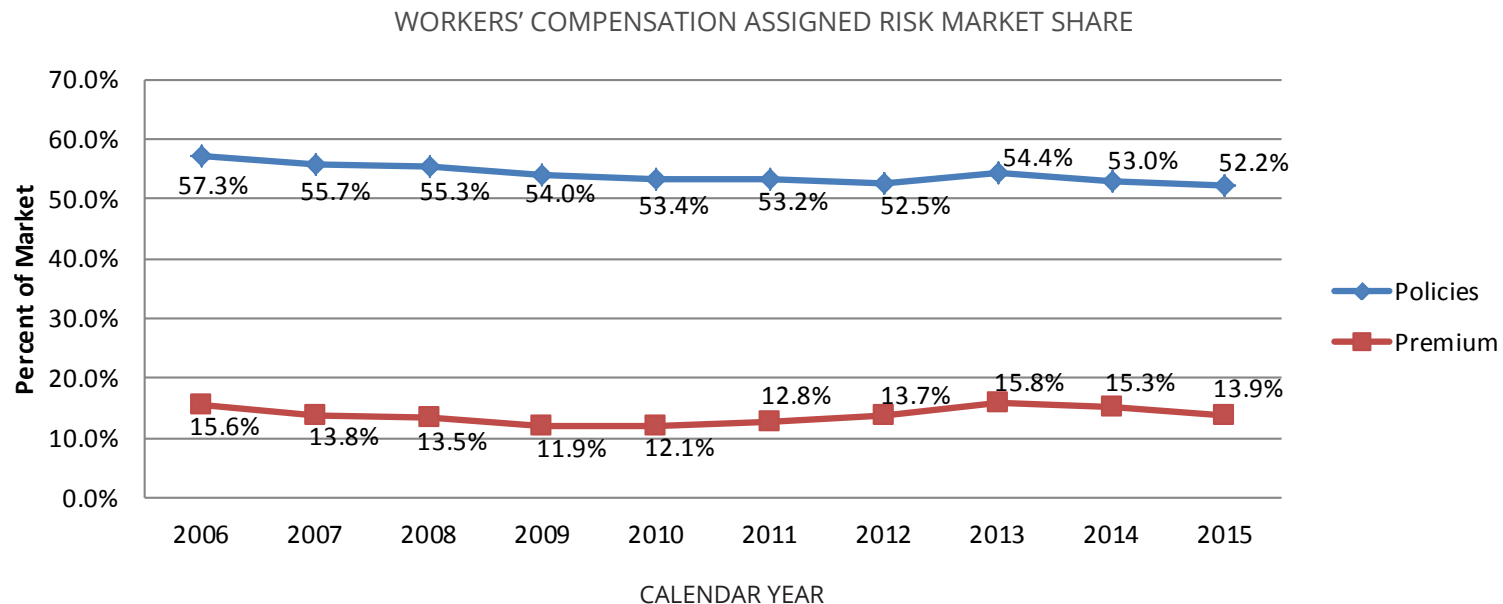
WORKERS' COMPENSATION ASSIGNED RISK PLAN

Employers who are declined coverage by two non-affiliated insurers may obtain insurance through the Workers' Compensation Assigned Risk Plan either by assignment to a servicing carrier or to a direct assignment carrier. For the period January 1, 2015 through December 31, 2017, the servicing carriers are Alaska National Insurance Company, LM Insurance Corporation, Riverport Insurance Company, and Travelers Property Casualty Company of America. American Interstate Insurance Company is a direct assignment carrier. A direct assignment carrier is assigned policies in proportion to its voluntary market share while all other insurers share in the profit or loss of the policies assigned to the servicing carriers based upon each insurer's voluntary market share.

For 2015, the 7,942 assigned risk policies made up 52.2% of all workers' compensation policies. The \$34.8 million in premium was approximately 13.9%

of total workers' compensation premium. Of the 7,942 assigned risk policies, 5,099 had premiums less than \$2,500.

The market share of assigned risk policies, by policy count, peaked in 2003, and has generally exhibited a gradual decreasing trend since then. The market share by premium volume has exhibited a somewhat cyclical pattern over that time, reflecting changes in the mix of the size of assigned risk policyholders over time. For example, the decrease from 15.8% premium share in 2014 to 13.9% premium share in 2015 is driven, in large part, by a decrease in the number of the largest policyholders that are seeking coverage in the assigned risk market; there are only 18 policyholders with premiums of \$100,000 and above in 2015 compared to 32 in 2014.



PRODUCER LICENSING

Licensing Statistics by Class **19**

Resident Licensing Examinations **19**

COMPANY CERTIFICATE OF AUTHORITY

Domestic Insurers **20**

Admitted By Type **20**

Financial Exams **20**

Mergers and Surrenders **21**

Suspension and Revocation Orders **21**

New Admitted Insurers **21**

Name Changes **22**

Lines of Authority Amendments **22**

Redomestications **22**

LICENSING STATISTICS BY CLASS 2015

Class	Nonresident			Resident			Grand Total
	Business	Individual	Total	Business	Individual	Total	
Bail Bond Limited Producer	2	3	5	8	36	44	49
Credit Insurance Limited Producer	8	40	48	60	264	324	372
Independent Adjuster	138	5265	5403	14	152	166	5569
Independent Portable Electronics Adjuster		1	1				1
Managing General Agent	15	20	35	3	18	21	56
Miscellaneous Limited Producer		1	1				1
Motor Vehicle Rental Limited Producer	2	1	3	7	16	23	26
Motor Vehicle Service Contract Provider	48	40	88	2		2	90
Nonresident Limited Producer		28	28				28
Portable Electronics Limited Producer	14	11	25	2	3	5	30
Producer	3191	50259	53450	226	2253	2479	55929
Reinsurance Intermediary Broker	9	12	21	1	1	2	23
Reinsurance Intermediary Manager	2	3	5				5
Surplus Lines Broker	492	1238	1730	18	108	126	1856
Third Party Administrator	80	87	167				167
Title Insurance Limited Producer				15	205	220	220
Trainee Independent Adjuster					18	18	18
Travel Insurance Limited Producer	46	424	470	31	45	76	546
Viatical Settlement Broker	4	5	9	1	1	2	11
Viatical Settlement Provider	1	1	2				2
Grand Total	4052	57439	61492	388	3120	3508	65000

RESIDENT LICENSING EXAMINATIONS 2015

Exam Type	First-Time Test Takers			Repeat Test Takers			Total Graded Exams		
	Total	Pass	Pass %	Total	Pass	Pass %	Total	Pass	Pass %
AK Adjuster	162	99	61%	80	36	45%	242	135	56%
AK Bail Bond	10	7	70%	7	1	14%	17	8	47%
AK Casualty	188	48	26%	277	90	32%	465	138	30%
AK Credit	25	15	60%	20	10	50%	45	25	56%
AK Accident & Health	260	79	30%	279	109	39%	539	188	35%
AK Life	310	131	42%	292	119	41%	602	250	42%

Exam Type	First-Time Test Takers			Repeat Test Takers			Total Graded Exams		
	Total	Pass	Pass %	Total	Pass	Pass %	Total	Pass	Pass %
AK Personal Lines	36	19	53%	21	7	33%	57	26	46%
AK Property	188	53	28%	275	81	29%	463	134	29%
AK Surplus Lines	1	1	100%	0	0	0%	1	1	100%
AK Title	25	21	84%	10	6	60%	35	27	77%
Total	1,205	473	39%	1,261	459	36%	2,466	932	38%

All exams administered by Pearson Vue, Inc.

DOMESTIC INSURERS

Name	Address	Telephone	Lines	Authorized
Alaska National Insurance Company	7001 Jewel Lake Rd Anchorage, AK 99502-2800	(907) 248-2642	Health, Property, Casualty, Surety, Marine, Wet Marine, Transportation	09/30/1980
Alaska Timber Insurance Exchange	2417 Tongass Ave, Ste 214 Ketchikan, AK 99901	(907) 225-9451	Property, Casualty (excluding Vehicle)	03/28/1980
Alaska Vision Services, Inc.	3333 Quality Dr Rancho Cordova, CA 95670-7985	(916) 851-5000	Hospital and Medical Service Corporation	06/03/1982
ARECA Insurance Exchange	703 West Tudor Rd, Ste 200 Anchorage, AK 99503-6650	(907) 771-5700	Health, Property, Casualty, Surety, Marine, Wet Marine, Transportation	12/30/1983
Sunderland Marine Insurance Co. Ltd., U.S. Branch	The Quayside Newcastle upon Tyne NE1 3DU, United Kingdom	44(0) 191.232.5221	Marine, Wet Marine, Transportation	02/23/1996
Tongass Timber Trust	111 Stedman St, Ste 200 Ketchikan, AK 99901-6599	(907) 225-6114	Health	05/31/2005
Umialik Insurance Company	3301 C St, Ste 300 Anchorage, AK 99503 5350 West 78th Street Edina, MN 55439	(907) 338-5445 (952) 835-5350	Health, Property, Casualty, Surety, Marine, Wet Marine, Transportation	06/10/1981

ADMITTED BY TYPE FY 2016

	Foreign	Domestic
Automobile Service Corporations	16	0
Fraternal	6	0
Health	26	0
Hospital and Medical Service Corporation	1	1
Life, Annuity & Health	350	0
MEWA	1	1
Property & Casualty	645	5
Risk Retention Groups	49	0
Title	8	0
Air Ambulance Service Provider	2	1
Total	1104	8

FINANCIAL EXAMS FY 2016

Exam No.	Company Name	Exam Call	Public Report
FE 15-01	ARECA Insurance Exchange	05/07/2015	05/26/2016
FE 13-03	Tongass Timber Trust	08/05/2013	06/03/2016
FE 13-01	Sunderland Marine Insurance Co. Ltd., U.S. Branch	09/06/2013	06/02/2016
FE 12-02	Alaska Vision Services, Inc.	08/08/2012	12/31/2015

MERGERS AND SURRENDERS 2015

AK ID	Company Name	Action	Effective
690	Genworth Residential Mortgage Assurance Corporation	Merged into 38458	01/20/2015
8110	Western Reserve Life Assurance Co Of Ohio	Merged into 66281	02/11/2015
603	Sears Life Insurance Company	Surrendered	03/17/2015
1493	Mega Life & Health Insurance Company	Merged into 66087	05/01/2015
1066	Balboa Life Insurance Company	Surrendered	06/08/2015
1383	Marquette National Life Ins Co	Merged into 62359	07/28/2015
10777	Companion Commercial Insurance Company	Surrendered	09/10/2015
1661	Majestic Insurance Company	Surrendered	09/10/2015
1524	Fairmont Insurance Company	Merged into 25534	10/13/2015
577	Fairmont Premier Insurance Company	Merged into 25534	10/13/2015
1310	Fairmont Specialty Insurance Company	Merged into 25534	10/13/2015

NEW ADMITTED INSURERS 2015

PROPERTY/CASUALTY

13694 AIG Structured Mortgage Insurance Company
 10212 Allmerica Financial Alliance Insurance Company
 37648 Permanent General Assurance Corporation
 44768 Vantapro Specialty Insurance Company

LIFE/HEALTH

53031 VSP Vision Care Inc.
 89206 Ohio National Life Assurance Corporation
 67172 Ohio National Life Insurance Company

SUSPENSION AND REVOCATION ORDERS FY 2016

Order No.	Company Name	NAIC #	C of A Action	Effective
SR 16-01	Moda Health Plan, Inc.	47098	Order of Impairment	01/28/2016
SR 16-01(a)	Moda Health Plan, Inc.	33855	Resolution and Lifting of Order of Impairment	02/8/2016

NAME CHANGES 2015

AK ID	Old Company Name	New Company Name	Effective
1485	Perico Life Insurance Company	Mapfre Life Insurance Company	01/14/2015
1636	Pathfinder Insurance Company	Blueshore Insurance Company	01/14/2015
309	Continental Assurance Company	Wilcac Life Insurance Company	03/17/2015
10513	Platinum Underwriters Reinsurance Inc	Renaissance Reinsurance U.S. Inc.	04/13/2015
929	Onebeacon America Insurance Company	Lamorak Insurance Company	04/29/2015
1315	Onebeacon Insurance Company	Bedivere Insurance Company	04/29/2015
20046	Romulus Insurance Risk Retention Group, Inc.	Romulus Risk Insurance Risk Retention Group, Inc.	05/18/2015
10778	Companion Property And Casualty Insurance Company	Sussex Insurance Company	08/05/2015
20052	Coverys Specialty Insurance Company	Coverys Specialty Insurance Company	08/20/2015
1115	American Centennial Insurance Company	Berkshire Hathaway Direct Insurance Company	08/24/2015

REDOMESTICATIONS 2015

AK ID	Company Name	From	To	Effective
1056	DSM USA Insurance Company, Inc.	PA	TX	01/02/2015
1589	Individual Assurance Co Life Health & ACC	MO	OK	01/02/2015
935	Arch Indemnity Insurance Company	NE	MO	01/02/2015
8033	IA American Life Insurance Company	GA	TX	01/14/2015
960	Clarendon National Insurance Company	NJ	IL	01/14/2015
827	Arch Mortgage Guaranty Company	WI	AZ	01/20/2015
1316	Contractors Bonding And Insurance Company	WA	IL	02/24/2015
237	Granite State Insurance Company	PA	IL	03/17/2015
152	New Hampshire Insurance Company	PA	IL	03/17/2015
10770	Riverport Insurance Company	MN	IA	03/17/2015
10821	Tri-State Insurance Company Of Minnesota	MN	IA	03/17/2015
1158	Old Republic National Title Ins Co	MN	FL	03/27/2015
10008	Commonwealth Insurance Co Of America	WA	DE	03/31/2015
11025	Great Midwest Insurance Company	MI	TX	04/09/15 correction
1729	Symphonix Health Insurance, Inc.	MI	IL	04/29/2015
10525	Lexington National Insurance Corporation	MD	FL	06/08/2015
10025	Alterra Reinsurance USA Inc.	CT	DE	06/11/2015
8536	Arch Reinsurance Company	NE	DE	06/19/2015
8180	Americas Insurance Company	LA	DC	08/05/2015
953	Manhattan National Life Ins Co	IL	OH	08/24/2015
1115	Berkshire Hathaway Direct Insurance Company	DE	NE	08/24/2015

AUTHORITY AMENDMENTS 2015

AK ID	Company Name	Authority Change	Effective
11113	American National Property And Casualty Company	Added Boiler and Machinery, Burglary and Theft, Glass, Liability Insurance, Personal Property Floater (AS 21.12.070)	01/14/2015
605	Berkshire Hathaway Specialty Insurance Company	Added Surety (AS 21.12.080)	02/09/2015
10798	Cincinnati Indemnity Company	Added Credit (AS 21.12.070)	04/29/2015
11025	Great Midwest Insurance Company	Added Health (AS 21.12.050)	04/29/2015
10234	Accredited Surety And Casualty Company Inc	Added Marine, Wet Marine & Transportation (AS 21.12.090), Property (AS 21.12.060)	07/10/2015

LIFE INSURERS

Recap **24**

Fraternal **24**

Admitted Companies **25-28**

Life Market Share **29-30**

Annuity Market Share **30**

Total Business **31-39**

LIFE ANNUITY RECAP 2015 (\$000)

	Issued During the Year	In Force December 31	Life Insurance	Annuity Considerations
Ordinary	3,993,568	38,243,507	473,557	257,966
Credit Life	17,807	59,760	568	0
Group	2,821,345	24,524,531	56,818	121,549
Industrial	0	3,354	1	0
Fraternal	24,095	502,791	3,115	7,819
Total	6,856,815	63,333,943	534,059	387,334

FRATERNALS 2015 (\$000)

	NAIC#	Dom	Assets	Surplus	Issued During Year	Ceased During Year	In Force End of Year	Life Insurance Premiums	Annuity Considerations	Claims and Benefits Paid	Dividends
First Cath Slovak Ladies Assn USA	56332	OH	815,629	95,662	2	0	27	0	0	0	0
Independent Order Of Foresters US Br	58068	NY	3,067,174	134,577	456	-1,427	30,229	171	7	47	4
Knights Of Columbus	58033	CT	22,217,032	1,839,573	665	-1,622	41,601	211	0	303	52
Sons Of Norway	57142	MN	359,770	14,349	4,351	-663	35,601	181	320	94	5
Thrivent Financial For Lutherans	56014	WI	80,112,485	7,126,496	18,511	-11,541	391,855	2,508	7,491	4,299	417
Woodmen World Life Ins Soc	57320	NE	10,676,069	1,173,290	110	608	3,478	44	1	126	25
Total			117,248,158	10,383,947	24,095	-14,643	502,791	3,115	7,819	4,870	504

ADMITTED COMPANIES 2015 - LIFE (\$'000)

NAIC #	Company Name	Assets	Surplus	NAIC #	Company Name	Assets	Surplus	NAIC #	Company Name	Assets	Surplus
80985	4 Ever Life Ins Co	199,966	93,053	61999	Americo Fin Life & Ann Ins Co	4,117,883	432,392	61832	Chesapeake Life Ins Co	99,837	46,765
77879	5 Star Life Ins Co	273,647	38,544	61301	Ameritas Life Ins Corp	18,148,752	1,511,527	61875	Church Life Ins Corp	291,666	53,326
71854	AAA Life Ins Co	614,935	137,022	72222	Amica Life Ins Co	1,224,718	287,527	67369	Cigna Hlth & Life Ins Co	6,559,923	3,008,931
71471	Ability Ins Co	1,198,117	26,564	93661	Annuity Investors Life Ins Co	3,014,113	245,567	76236	Cincinnati Life Ins Co	4,066,837	208,355
62200	Accordia Life & Ann Co	7,674,856	611,963	61069	Anthem Life Ins Co	633,655	95,929	93432	CM Life Ins Co	8,803,148	1,395,992
60348	Ace Life Ins Co	44,509	8,583	71439	Assurity Life Ins Co	2,472,008	318,082	62626	CMFG Life Ins Co	15,475,920	1,858,445
78700	Aetna Hlth & Life Ins Co	2,290,563	299,926	68039	Athene Ann & Life Assur Co of NY	3,236,759	207,927	62049	Colonial Life & Accident Ins Co	3,018,753	565,978
60054	Aetna Life Ins Co	21,214,103	3,770,759	61689	Athene Ann & Life Co	44,053,155	1,108,932	62065	Colonial Penn Life Ins Co	816,030	79,260
82406	All Savers Ins Co	1,067,525	600,807	61492	Athene Annuity & Life Assur Co	10,847,847	1,250,769	84786	Colorado Bankers Life Ins Co	324,422	55,443
69604	Allianz Life & Ann Co	9,441	6,130	74900	Aurigen Reins Co of Amer	37,350	22,701	62103	Columbian Mut Life Ins Co	1,364,783	80,681
90611	Allianz Life Ins Co Of N Amer	120,593,636	5,822,117	61182	Aurora Natl Life Assur Co	2,953,340	303,176	99937	Columbus Life Ins Co	3,474,716	272,700
70866	Allstate Assur Co	634,281	105,194	68365	AXA Corp Solutions Life Reins Co	255,232	154,117	62146	Combined Ins Co Of Amer	1,316,657	79,901
60186	Allstate Life Ins Co	32,348,142	2,868,709	62880	AXA Equitable Life & Ann Co	470,828	22,172	81426	Commercial Travelers Mut Ins Co	16,616	6,452
60216	Amalgamated Life Ins Co	119,943	55,573	62944	AXA Equitable Life Ins Co	164,667,583	5,422,563	84824	Commonwealth Ann & Life Ins Co	12,287,215	2,169,817
68594	American Amicable Life Ins Co Of TX	286,984	78,412	61212	Baltimore Life Ins Co	1,192,025	79,341	77828	Companion Life Ins Co	300,414	160,427
60275	American Bankers Life Assur Co Of FL	406,180	56,666	61239	Bankers Fidelity Life Ins Co	143,873	35,322	62308	Connecticut Gen Life Ins Co	17,374,406	3,631,027
92738	American Equity Invest Life Ins Co	41,615,584	2,415,419	61263	Bankers Life & Cas Co	16,905,397	1,238,643	62359	Constitution Life Ins Co	394,795	66,559
60380	American Family Life Assur Co of Col	101,566,006	11,297,855	81043	Bankers Life Ins Co	418,790	22,550	71730	Continental Amer Ins Co	512,325	137,960
60399	American Family Life Ins Co	5,331,746	945,110	94250	Banner Life Ins Co	2,213,712	337,223	71404	Continental Gen Ins Co	249,339	18,500
60410	American Fidelity Assur Co	5,181,111	408,498	61395	Beneficial Life Ins Co	2,795,996	585,119	78301	Corvesta Life Ins Co	9,191	7,766
60429	American Fidelity Life Ins Co	426,409	67,743	64890	Berkley Life & Hlth Ins Co	223,851	129,173	94218	Country Investors Life Assur Co	292,908	184,236
60488	American Gen Life Ins Co	166,711,283	8,893,845	62345	Berkshire Hathaway Life Ins Co NE	16,287,262	3,684,475	62553	Country Life Ins Co	10,092,984	1,135,949
60534	American Heritage Life Ins Co	1,830,900	329,673	71714	Berkshire Life Ins Co of Amer	3,381,375	207,942	82880	CSI Life Ins Co	18,173	14,527
60518	American Hlth & Life Ins Co	923,889	183,525	90638	Best Life & Hlth Ins Co	18,544	13,605	71129	Dearborn Natl Life Ins Co	1,990,524	522,069
60577	American Income Life Ins Co	3,078,080	242,521	61476	Boston Mut Life Ins Co	1,297,089	159,091	62634	Delaware Amer Life Ins Co	136,618	63,453
81213	American Maturity Life Ins Co	60,597	47,513	61581	Capitol Life Ins Co	225,477	23,380	79065	Delaware Life Ins Co	36,876,925	1,635,892
67989	American Memorial Life Ins Co	2,761,648	115,668	69647	Catamaran Ins of Ohio Inc	151,931	33,090	97705	Direct Gen Life Ins Co	26,808	15,013
65811	American Modern Life Ins Co	46,905	29,038	11997	Caterpillar Life Ins Co	147,371	53,425	13183	Eagle Life Ins Co	313,937	62,866
60739	American Natl Ins Co	18,342,074	2,925,935	61735	Central Security Life Ins Co	95,025	4,580	62928	EMC Natl Life Co	978,865	99,470
71773	American Natl Life Ins Co Of TX	127,523	35,926	61751	Central States H & L Co Of Omaha	419,913	122,861	68276	Employers Reassur Corp	10,708,747	775,780
91785	American Phoenix Life & Reassur Co	6,369	5,505	61883	Central United Life Ins Co	327,036	92,874	62952	Equitable Life & Cas Ins Co	306,439	46,231
60801	American Public Life Ins Co	86,728	23,592	80896	Centre Life Ins Co	1,884,084	94,477	62510	Equitrust Life Ins Co	15,881,346	818,973
60836	American Republic Ins Co	820,045	477,892	62383	Centurion Life Ins Co	1,262,581	293,941	77968	Family Heritage Life Ins Co Of Amer	921,028	78,318
60895	American United Life Ins Co	23,571,671	920,374	61808	Charter Natl Life Ins Co	119,438	11,938	63053	Family Life Ins Co	158,681	35,828

ADMITTED COMPANIES 2015 - LIFE (\$'000)

NAIC #	Company Name	Assets	Surplus	NAIC #	Company Name	Assets	Surplus	NAIC #	Company Name	Assets	Surplus
74004	Family Serv Life Ins Co	350,680	27,461	93505	Hartford Intl Life Reassur Corp	10,812	10,799	65595	Lincoln Benefit Life Co	11,701,128	555,229
63177	Farmers New World Life Ins Co	7,048,915	481,485	70815	Hartford Life & Accident Ins Co	8,992,235	1,651,384	65927	Lincoln Heritage Life Ins Co	873,431	110,038
63223	Federal Life Ins Co	227,690	15,299	71153	Hartford Life & Ann Ins Co	40,189,140	2,625,282	62057	Lincoln Life & Ann Co of NY	13,176,599	512,232
63274	Fidelity & Guar Life Ins Co	19,810,068	1,238,958	88072	Hartford Life Ins Co	114,420,865	4,939,471	65676	Lincoln Natl Life Ins Co	213,891,333	7,117,122
93696	Fidelity Investments Life Ins Co	24,854,281	750,892	92711	HCC Life Ins Co	921,472	552,677	60232	Lombard Intl Life Assur Co	5,336,429	21,737
63290	Fidelity Life Assn A Legal Reserve L	421,197	134,589	66141	Health Net Life Ins Co	618,544	331,311	76694	London Life Reins Co	301,309	57,413
71870	Fidelity Security Life Ins Co	864,225	169,000	92908	HealthMarkets Ins Co	25,030	15,685	68446	Longevity Ins Co	7,854	7,669
71455	Financial Amer Life Ins Co	10,041	3,666	64394	Heritage Life Ins Co	4,508,180	992,394	65722	Loyal Amer Life Ins Co	266,704	85,628
69140	First Allmerica Fin Life Ins Co	3,559,484	237,641	93440	HM Life Ins Co	620,825	348,591	65781	Madison Natl Life Ins Co Inc	256,860	116,652
90328	First Hlth Life & Hlth Ins Co	581,792	289,171	64505	Homesteaders Life Co	2,623,885	168,675	65870	Manhattan Life Ins Co	484,594	47,138
67652	First Penn Pacific Life Ins Co	1,609,339	201,311	64513	Horace Mann Life Ins Co	8,358,804	421,894	67083	Manhattan Natl Life Ins Co	170,007	11,974
63495	Foresters Life Ins Ann Co	1,932,934	60,318	91693	IA Amer Life Ins Co	229,230	133,188	85561	MAPFRE Life Ins Co	23,466	20,565
91642	Forethought Life Ins Co	18,822,786	1,194,123	97764	Idealife Ins Co	19,914	14,760	65935	Massachusetts Mut Life Ins Co	210,358,711	14,982,532
99775	Funeral Directors Life Ins Co	1,159,081	99,103	64602	Independence Life & Ann Co	2,862,701	179,299	69515	Medamerica Ins Co	890,856	34,362
63657	Garden State Life Ins Co	127,202	62,066	81779	Individual Assur Co Life Hlth & Acc	20,530	8,309	79987	Medico Corp Life Ins Co	36,012	21,214
63665	General Amer Life Ins Co	12,305,326	983,487	14406	Industrial Alliance Ins & Fin Serv I	202,376	44,808	31119	Medico Ins Co	74,307	31,908
93521	General Fidelity Life Ins Co	26,138	16,571	74780	Integrity Life Ins Co	6,844,346	678,562	86126	Members Life Ins Co	37,425	21,111
86258	General Re Life Corp	3,351,854	594,451	63487	Investors Life Ins Co N Amer	648,196	54,166	87726	Metlife Ins Co USA	173,761,514	5,942,014
73504	Generation Life Ins Co	32,197	29,979	65056	Jackson Natl Life Ins Co	189,096,800	4,718,451	65978	Metropolitan Life Ins Co	390,842,696	14,484,993
65536	Genworth Life & Ann Ins Co	23,410,503	1,668,780	64017	Jefferson Natl Life Ins Co	4,057,984	38,322	97136	Metropolitan Tower Life Ins Co	4,665,595	709,772
70025	Genworth Life Ins Co	38,504,309	2,740,747	65080	John Alden Life Ins Co	283,959	29,837	66087	Mid West Natl Life Ins Co Of TN	166,170	71,508
70939	Gerber Life Ins Co	3,088,340	295,796	93610	John Hancock Life & Hlth Ins Co	11,150,505	704,628	66044	Midland Natl Life Ins Co	44,729,308	2,856,992
91472	Globe Life & Accident Ins Co	3,733,342	243,726	65838	John Hancock Life Ins Co USA	227,843,142	5,443,793	66109	Midwestern United Life Ins Co	234,920	127,685
62286	Golden Rule Ins Co	635,566	268,026	65129	Kansas City Life Ins Co	3,324,316	297,612	66168	Minnesota Life Ins Co	36,910,379	2,766,405
63967	Government Personnel Mut Life Ins Co	836,118	116,178	82252	Landmark Life Ins Co	45,236	4,735	70416	MML Bay State Life Ins Co	4,700,076	231,301
63312	Great Amer Life Ins Co	25,935,988	1,721,339	65315	Liberty Life Assur Co Of Boston	16,054,073	966,447	66370	Mony Life Ins Co	7,482,672	455,852
90212	Great Southern Life Ins Co	220,063	45,252	65331	Liberty Natl Life Ins Co	7,559,635	525,783	78077	Mony Life Ins Co Of Amer	2,912,765	352,837
68322	Great W Life & Ann Ins Co	54,460,510	1,114,764	65498	Life Ins Co Of N Amer	8,141,586	1,495,341	66346	Munich Amer Reassur Co	7,599,359	583,112
64211	Guarantee Trust Life Ins Co	495,848	70,004	65528	Life Ins Co Of The Southwest	14,680,992	840,889	88668	Mutual Of Amer Life Ins Co	17,865,445	1,032,188
78778	Guardian Ins & Ann Co Inc	15,883,418	259,762	97691	Life Of The South Ins Co	91,628	21,674	71412	Mutual Of Omaha Ins Co	6,945,098	2,862,770
64246	Guardian Life Ins Co Of Amer	48,120,890	6,089,670	91898	Lifecare Assur Co	2,113,101	107,166	66427	Mutual Trust Life Ins Co a Pan Amer	1,931,150	137,970
83607	Guggenheim Life & Ann Co	13,333,200	599,937	97985	LifeMap Assur Co	83,130	39,408	61409	National Benefit Life Ins Co	493,783	169,734
88340	Hannover Life Reassur Co of Amer	4,251,021	229,495	77720	LifeSecure Ins Co	262,252	17,977	66540	National Farmers Union Life Ins Co	206,711	43,375
				94188	Lifewise Assur Co	133,536	96,532	66583	National Guardian Life Ins Co	3,422,186	271,083

ADMITTED COMPANIES 2015 - LIFE (\$000)

NAIC #	Company Name	Assets	Surplus	NAIC #	Company Name	Assets	Surplus	NAIC #	Company Name	Assets	Surplus
82538	National Hlth Ins Co	25,950	13,796	67784	Philadelphia Amer Life Ins Co	235,193	33,929	69485	Security Natl Life Ins Co	544,054	32,771
66680	National Life Ins Co	9,148,728	1,778,007	93548	PHL Variable Ins Co	6,397,840	194,525	76325	Senior Hlth Ins Co of PA	2,879,795	55,758
87963	National Teachers Assoc Life Ins Co	464,132	92,083	93734	Phoenix Life & Ann Co	42,643	21,617	78662	Senior Life Ins Co	51,340	12,029
66850	National Western Life Ins Co	10,544,641	1,171,203	67814	Phoenix Life Ins Co	12,716,819	382,048	68810	Sentry Life Ins Co	5,560,233	268,814
92657	Nationwide Life & Ann Ins Co	10,757,627	735,047	72125	Physicians Life Ins Co	1,490,670	137,897	97241	Settlers Life Ins Co	387,993	39,467
66869	Nationwide Life Ins Co	126,860,520	4,566,522	80578	Physicians Mut Ins Co	2,106,179	885,523	89958	Shelterpoint Ins Co	8,600	7,740
98205	Natl Foundation Life Ins Co	29,909	16,480	67873	Pioneer Amer Ins Co	62,210	20,578	69019	Standard Ins Co	20,781,588	1,085,028
91626	New England Life Ins Co	10,172,841	631,916	65919	Primerica Life Ins Co	1,320,871	560,936	86355	Standard Life & Accident Ins Co	514,485	278,058
91596	New York Life Ins & Ann Corp	132,239,256	8,145,824	61271	Principal Life Ins Co	157,774,713	4,496,654	69078	Standard Security Life Ins Co Of NY	269,915	125,070
66915	New York Life Ins Co	163,554,360	19,495,935	71161	Principal Natl Life Ins Co	185,055	103,668	68985	Starmount Life Ins Co	65,950	28,283
81264	Nippon Life Ins Co Of Amer	212,568	140,768	68136	Protective Life Ins Co	41,809,688	3,781,923	94498	State Farm Hlth Ins Co	8,380	8,350
66974	North Amer Co Life & Hlth Ins	18,900,165	1,129,300	67903	Provident Amer Life & Hlth Ins Co	18,042	16,353	69108	State Farm Life Ins Co	66,498,230	9,559,920
69000	Northwestern Long Term Care Ins Co	165,971	79,498	68195	Provident Life & Accident Ins Co	8,325,327	727,543	69116	State Life Ins Co	6,119,328	426,867
67091	Northwestern Mut Life Ins Co	238,543,832	19,659,624	68209	Provident Life & Cas Ins Co	755,838	147,206	89184	Sterling Investors Life Ins Co	17,217	8,501
81353	NyLife Ins Co Of AZ	200,467	91,176	79227	Pruco Life Ins Co	107,815,379	2,795,586	80926	Sun Life & Hlth Ins Co	447,681	241,453
67148	Occidental Life Ins Co Of NC	256,704	31,723	86630	Prudential Ann Life Assur Corp	42,821,378	482,107	69272	Sunset Life Ins Co Of Amer	338,713	29,384
89206	Ohio Natl Life Assur Corp	3,688,527	281,508	68241	Prudential Ins Co Of Amer	244,995,697	11,543,730	69310	Surety Life Ins Co	23,248	21,787
67172	Ohio Natl Life Ins Co	27,589,840	1,087,220	93629	Prudential Retirement Ins & Ann Co	75,576,911	1,080,355	82627	Swiss Re Life & Hlth Amer Inc	12,263,953	1,318,346
67180	Ohio State Life Ins Co	14,089	10,617	68357	Reliable Life Ins Co	21,558	12,016	68608	Symetra Life Ins Co	31,806,856	2,081,501
67261	Old Republic Life Ins Co	126,909	27,010	68381	Reliance Standard Life Ins Co	9,580,837	923,927	69345	Teachers Ins & Ann Assoc Of Amer	270,094,422	34,735,498
76007	Old United Life Ins Co	82,477	42,009	67105	Reliastar Life Ins Co	19,805,141	1,609,162	69396	Texas Life Ins Co	1,076,305	98,384
13100	Omaha Ins Co	88,217	54,106	61360	Reliastar Life Ins Co Of NY	3,053,708	314,870	70435	The Savings Bank Life Ins Co Of MA	2,919,105	223,958
76112	Oxford Life Ins Co	1,490,445	172,282	68462	Reserve Natl Ins Co	122,808	45,138	97721	Thrivent Life Ins Co	3,519,376	149,472
64343	Pacific Guardian Life Ins Co Ltd	528,403	108,472	61506	Resource Life Ins Co	7,037	6,549	60142	TIAA Cref Life Ins Co	10,774,241	362,518
97268	Pacific Life & Ann Co	6,217,125	531,539	93572	RGA Reins Co	24,593,004	1,503,402	69477	Time Ins Co	1,157,901	471,664
67466	Pacific Life Ins Co	113,241,838	7,762,480	65005	RiverSource Life Ins Co	100,564,208	3,650,104	69566	Trans World Assur Co	350,835	83,015
70785	Pacificare Life & Hlth Ins Co	205,673	197,365	60183	S USA Life Ins Co Inc	13,796	8,089	79022	Transamerica Advisors Life Ins Co	8,752,551	790,252
67539	Pan Amer Life Ins Co	1,293,710	244,925	64688	SCOR Global Life Amer Reins Co	1,261,972	192,127	70688	Transamerica Financial Life Ins Co	31,535,277	1,167,385
60003	Park Avenue Life Ins Co	268,798	50,674	87017	Scor Global Life Re Ins Co of DE	368,334	78,142	86231	Transamerica Life Ins Co	126,035,999	5,458,642
71099	Parker Centennial Assur Co	91,286	46,220	93742	Securian Life Ins Co	438,610	205,445	66281	Transamerica Premier Life Ins Co	41,649,416	1,507,978
67598	Paul Revere Life Ins Co	3,977,023	257,712	68675	Security Benefit Life Ins Co	27,787,431	1,286,369	61425	Trustmark Ins Co	1,406,837	286,698
93777	Pavonia Life Ins Co of MI	1,069,695	55,410	68721	Security Life Ins Co Of Amer	69,743	20,695	62863	Trustmark Life Ins Co	321,330	159,787
93262	Penn Ins & Ann Co	3,780,495	363,063	68713	Security Life Of Denver Ins Co	13,249,052	858,251	67423	UBS Life Ins Co USA	41,287	39,820
67644	Penn Mut Life Ins Co	18,235,048	1,787,692	68772	Security Mut Life Ins Co Of NY	2,667,789	136,505	86371	Ullico Life Ins Co	11,697	11,454

ADMITTED COMPANIES 2015 - LIFE (\$000)

NAIC #	Company Name	Assets	Surplus	NAIC #	Company Name	Assets	Surplus
80314	Unicare Life & Hlth Ins Co	373,838	108,351	60704	Wilton Reassur Life Co of NY	902,186	90,771
11121	Unified Life Ins Co	184,084	21,751	88080	XL Life Ins & Ann Co	16,695	16,546
91529	Unimerica Ins Co	435,885	167,705	71323	Zale Life Ins Co	11,813	9,413
62596	Union Fidelity Life Ins Co	19,364,967	428,272	90557	Zurich Amer Life Ins Co	12,270,835	125,587
69744	Union Labor Life Ins Co	3,238,783	79,581	Total Companies: 343		6,075,464,807	386,399,466
70408	Union Security Ins Co	4,711,771	428,366				
92916	United Amer Ins Co	1,559,650	192,659				
87645	United Fidelity Life Ins Co	755,264	450,634				
63983	United Heritage Life Ins Co	541,646	59,322				
69868	United Of Omaha Life Ins Co	19,622,503	1,441,718				
42129	United Security Assur Co Of PA	155,007	3,230				
70106	United States Life Ins Co in the Cit	28,404,015	2,090,419				
63479	United Teacher Assoc Ins Co	1,044,608	60,976				
72850	United World Life Ins Co	123,738	48,929				
79413	UnitedHealthcare Ins Co	15,791,222	5,589,739				
97179	UnitedHealthcare Life Ins Co	488,431	137,067				
70173	Universal Underwriters Life Ins Co	160,635	24,633				
62235	Unum Life Ins Co Of Amer	20,552,323	1,567,292				
80705	US Br Great West Life Assur Co	77,311	19,912				
80802	US Br Sun Life Assur Co of Canada	18,222,430	1,925,796				
80659	US Business of Canada Life Assur Co	4,403,744	131,621				
84530	US Financial Life Ins Co	597,310	93,670				
69663	USAA Life Ins Co	22,777,061	2,256,156				
94358	USable Life	467,910	215,299				
68632	Vantis Life Ins Co	251,552	87,320				
70238	Variable Ann Life Ins Co	74,140,571	2,722,566				
80942	Voya Ins & Ann Co	63,981,168	2,074,773				
86509	Voya Retirement Ins & Ann Co	87,214,111	2,030,167				
70319	Washington Natl Ins Co	4,807,835	333,051				
70335	West Coast Life Ins Co	4,985,334	419,428				
85189	Western United Life Assur Co	1,096,339	70,526				
62413	Wilcac Life Ins Co	2,479,949	139,380				
65900	Wilco Life Ins Co	3,485,610	200,625				
66133	Wilton Reassur Co	3,039,261	866,407				

LIFE MARKET SHARE 2015 (\$'000)

Company Name	% of Market	Direct Premis Written
Ordinary		
Equitrust Life Ins Co	38.01%	180,001
Lombard Intl Life Assur Co	12.52%	59,295
New York Life Ins Co	8.56%	40,552
Pruco Life Ins Co	6.99%	33,110
State Farm Life Ins Co	2.98%	14,134
Zurich Amer Life Ins Co	2.80%	13,244
American Gen Life Ins Co	2.73%	12,926
Lincoln Natl Life Ins Co	2.22%	10,511
New York Life Ins & Ann Corp	1.96%	9,259
John Hancock Life Ins Co USA	1.60%	7,576
Pacific Life Ins Co	1.29%	6,123
Northwestern Mut Life Ins Co	1.20%	5,697
Metlife Ins Co USA	0.99%	4,691
USAA Life Ins Co	0.96%	4,540
Lincoln Benefit Life Co	0.92%	4,357
Primerica Life Ins Co	0.85%	4,030
Transamerica Life Ins Co	0.62%	2,925
Transamerica Premier Life Ins Co	0.48%	2,287
Reliastar Life Ins Co	0.47%	2,222
Country Life Ins Co	0.47%	2,207

Company Name	% of Market	Direct Premis Written
Group		
Metropolitan Life Ins Co	16.96%	9,638
Unum Life Ins Co Of Amer	16.76%	9,524
Aetna Life Ins Co	9.36%	5,316
Prudential Ins Co Of Amer	7.83%	4,448
New York Life Ins Co	6.18%	3,512
Hartford Life & Accident Ins Co	4.43%	2,516
USABLE Life	3.80%	2,157
Life Ins Co Of N Amer	3.79%	2,154
Minnesota Life Ins Co	3.29%	1,867
Reliance Standard Life Ins Co	2.84%	1,611
Principal Life Ins Co	2.83%	1,610
Standard Ins Co	2.78%	1,582
Reliastar Life Ins Co	2.71%	1,541
US Br Sun Life Assur Co of Canada	2.62%	1,488
Union Security Ins Co	1.24%	704
Lincoln Natl Life Ins Co	1.17%	665
5 Star Life Ins Co	1.11%	630
Transamerica Life Ins Co	1.07%	607
Globe Life & Accident Ins Co	1.04%	589
United Of Omaha Life Ins Co	0.98%	559

Company Name	% of Market	Direct Premis Written
Credit Life		
American Natl Ins Co	24.00%	136
Central States H & L Co Of Omaha	18.83%	107
Minnesota Life Ins Co	16.43%	93
American Republic Ins Co	14.18%	81
American Bankers Life Assur Co Of FL	14.12%	80
CMFG Life Ins Co	9.02%	51
Protective Life Ins Co	2.55%	14
Transamerica Life Ins Co	0.48%	3
Zale Life Ins Co	0.40%	2

Company Name	% of Market	Direct Premis Written*
Industrial		
American Gen Life Ins Co	46.09%	0
Columbian Mut Life Ins Co	14.09%	0
Lincoln Life & Ann Co of NY	11.49%	0
Mid West Natl Life Ins Co Of TN	11.03%	0
Athene Annuity & Life Assur Co	6.13%	0
Jackson Natl Life Ins Co	4.75%	0
Transamerica Premier Life Ins Co	2.91%	0
Liberty Natl Life Ins Co	2.45%	0
National Guardian Life Ins Co	0.77%	0
Boston Mut Life Ins Co	0.31%	0

*Premiums under \$500 are rounded to zero.

LIFE MARKET SHARE 2015 (\$000)

Company Name	% of Market	Direct Prens Written
Total		
Equitrust Life Ins Co	33.90%	180,001
Lombard Intl Life Assur Co	11.17%	59,295
New York Life Ins Co	8.30%	44,065
Pruco Life Ins Co	6.24%	33,110
State Farm Life Ins Co	2.68%	14,236
Zurich Amer Life Ins Co	2.49%	13,246
American Gen Life Ins Co	2.44%	12,978
Lincoln Natl Life Ins Co	2.10%	11,176
Metropolitan Life Ins Co	2.08%	11,043
Unum Life Ins Co Of Amer	1.80%	9,549
New York Life Ins & Ann Corp	1.74%	9,259
John Hancock Life Ins Co USA	1.43%	7,578
Pacific Life Ins Co	1.15%	6,123
Northwestern Mut Life Ins Co	1.07%	5,697
Prudential Ins Co Of Amer	1.03%	5,464
Aetna Life Ins Co	1.01%	5,362
Metlife Ins Co USA	0.88%	4,691
USAA Life Ins Co	0.86%	4,540
Lincoln Benefit Life Co	0.82%	4,357
Minnesota Life Ins Co	0.78%	4,117

ANNUITY MARKET SHARE 2015 (\$000)

Company Name	% of Market	Direct Prens Written
Ordinary		
New York Life Ins & Ann Corp	23.10%	59,591
Lincoln Natl Life Ins Co	14.92%	38,488
Jackson Natl Life Ins Co	9.86%	25,444
Pruco Life Ins Co	5.73%	14,779
Metlife Ins Co USA	3.42%	8,816
Transamerica Life Ins Co	3.20%	8,260
Allianz Life Ins Co Of N Amer	3.18%	8,202
Principal Life Ins Co	2.06%	5,305
American Gen Life Ins Co	1.84%	4,747
AXA Equitable Life Ins Co	1.82%	4,693
Members Life Ins Co	1.80%	4,653
Variable Ann Life Ins Co	1.72%	4,440
American Equity Invest Life Ins Co	1.68%	4,345
Delaware Life Ins Co	1.60%	4,132
Forethought Life Ins Co	1.54%	3,968
Massachusetts Mut Life Ins Co	1.43%	3,699
RiverSource Life Ins Co	1.34%	3,456
USAA Life Ins Co	1.20%	3,085
Teachers Ins & Ann Assoc Of Amer	1.15%	2,976
Horace Mann Life Ins Co	1.11%	2,873

Company Name	% of Market	Direct Prens Written
Group		
Voya Retirement Ins & Ann Co	17.70%	21,516
American United Life Ins Co	15.55%	18,899
Variable Ann Life Ins Co	15.36%	18,673
Lincoln Natl Life Ins Co	11.56%	14,048
Great W Life & Ann Ins Co	10.91%	13,261
CMFG Life Ins Co	9.14%	11,104
Teachers Ins & Ann Assoc Of Amer	5.90%	7,172
AXA Equitable Life Ins Co	2.87%	3,489
Guardian Ins & Ann Co Inc	2.58%	3,136
United Of Omaha Life Ins Co	2.13%	2,584
Prudential Ins Co Of Amer	2.01%	2,445
Metropolitan Life Ins Co	1.54%	1,877
Symetra Life Ins Co	0.67%	819
Massachusetts Mut Life Ins Co	0.56%	683
American Natl Ins Co	0.38%	465
Mutual Of Amer Life Ins Co	0.16%	198
RiverSource Life Ins Co	0.14%	165
New York Life Ins & Ann Corp	0.13%	163
Reliastar Life Ins Co	0.12%	143
New York Life Ins Co	0.09%	108

Company Name	% of Market	Direct Prens Written
Total		
New York Life Ins & Ann Corp	15.74%	59,754
Lincoln Natl Life Ins Co	13.84%	52,536
Jackson Natl Life Ins Co	6.70%	25,444
Variable Ann Life Ins Co	6.09%	23,113
Voya Retirement Ins & Ann Co	5.67%	21,527
American United Life Ins Co	5.02%	19,057
Pruco Life Ins Co	3.89%	14,779
Great W Life & Ann Ins Co	3.56%	13,520
CMFG Life Ins Co	3.11%	11,786
Teachers Ins & Ann Assoc Of Amer	2.67%	10,148
Metlife Ins Co USA	2.32%	8,816
Transamerica Life Ins Co	2.19%	8,311
Allianz Life Ins Co Of N Amer	2.16%	8,202
AXA Equitable Life Ins Co	2.16%	8,182
Principal Life Ins Co	1.40%	5,305
American Gen Life Ins Co	1.27%	4,808
Members Life Ins Co	1.23%	4,653
Massachusetts Mut Life Ins Co	1.15%	4,382
American Equity Invest Life Ins Co	1.14%	4,345
Delaware Life Ins Co	1.10%	4,188

LIFE ANNUITY TOTAL BUSINESS 2015 (\$'000)

Company Name	DOM	Issued During Current Year	Ceased In Force During Current Year	In Force End of Year	Life Insurance Premiums	Annuity Considerations	Claims and Benefits Paid	Dividends
4 Ever Life Ins Co	IL	0	0	501	1	0	0	0
5 Star Life Ins Co	LA	44,676	-54,252	368,378	660	0	402	0
AAA Life Ins Co	MI	13,759	-7,068	87,223	383	11	3	0
Ability Ins Co	NE	0	0	0	0	0	0	0
Accordia Life & Ann Co	IA	1,100	132,586	134,286	152	0	1,020	0
Aetna Life Ins Co	CT	1,532,009	-15	2,845,985	5,362	3	5,965	35
Allianz Life Ins Co Of N Amer	MN	8,401	-5,497	55,387	898	8,202	5,891	0
Allstate Assur Co	IL	39,657	4	39,660	32	0	0	0
Allstate Life Ins Co	IL	4,425	-24,715	249,413	1,320	45	4,119	0
Amalgamated Life Ins Co	NY	0	2,563	66,168	0	0	0	0
American Amicable Life Ins Co Of TX	TX	783	-743	10,971	78	9	94	4
American Bankers Life Assur Co Of FL	FL	0	-3,023	10,607	84	0	82	0
American Equity Invest Life Ins Co	IA	0	0	41	0	4,345	1,993	0
American Family Life Assur Co of Col	NE	25,878	-36,345	102,952	639	0	116	0
American Family Life Ins Co	WI	13	-231	28,636	99	0	105	9
American Fidelity Assur Co	OK	5,185	-3,390	45,474	330	1,561	308	0
American Fidelity Life Ins Co	FL	0	-465	9,253	10	0	35	0
American Gen Life Ins Co	TX	85,676	-101,409	1,785,239	12,978	4,808	45,076	37
American Heritage Life Ins Co	FL	6,250	-6,726	39,679	262	0	161	0
American Hlth & Life Ins Co	TX	0	2,678	5,643	31	0	2	0
American Income Life Ins Co	IN	31,415	-16,715	97,268	1,538	0	398	0
American Memorial Life Ins Co	SD	39	-125	3,133	64	3	195	15
American Natl Ins Co	TX	26,465	-13,253	147,556	532	1,894	2,234	1
American Natl Life Ins Co Of TX	TX	0	-150	167	1	0	16	0
American Public Life Ins Co	OK	0	0	0	0	0	0	0
American Republic Ins Co	IA	3,663	-4,955	1,752	90	0	11	1
American United Life Ins Co	IN	10,402	-258	24,579	230	19,057	9,843	11
Americo Fin Life & Ann Ins Co	TX	140	90	4,190	35	927	167	0
Ameritas Life Ins Corp	NE	1,752	-1,955	70,860	515	56	320	29
Amica Life Ins Co	RI	650	-965	18,944	37	0	4	0

LIFE ANNUITY TOTAL BUSINESS 2015 (\$'000)

Company Name	DOM	Issued During Current Year	Ceased In Force During Current Year	In Force End of Year	Life Insurance Premiums	Annuity Considerations	Claims and Benefits Paid	Dividends
Annuity Investors Life Ins Co	OH	0	0	0	0	127	54	0
Anthem Life Ins Co	IN	10	-2,309	117	1	0	0	0
Assurity Life Ins Co	NE	1,105	789	7,365	45	0	24	12
Athene Ann & Life Assur Co of NY	NY	0	0	214	22	0	16	0
Athene Ann & Life Co	IA	0	-136,005	36,544	713	53	4,488	32
Athene Annuity & Life Assur Co	DE	0	-3,213	26,283	144	105	690	2
Aurora Natl Life Assur Co	CA	0	301	1,117	7	0	334	0
AXA Equitable Life & Ann Co	CO	0	-1	316	2	0	0	0
AXA Equitable Life Ins Co	NY	8,506	-12,863	310,646	1,394	8,182	15,856	338
Baltimore Life Ins Co	MD	0	209	1,541	10	0	0	0
Bankers Fidelity Life Ins Co	GA	0	0	0	1	0	0	0
Bankers Life & Cas Co	IL	185	-98	4,752	61	1	173	4
Bankers Life Ins Co	FL	0	0	0	0	120	0	0
Banner Life Ins Co	MD	65,510	-29,941	646,330	1,042	83	26	1
Beneficial Life Ins Co	UT	0	-4,415	29,192	100	0	193	6
Berkley Life & Hlth Ins Co	IA	0	-6	22	1	0	0	0
Berkshire Hathaway Life Ins Co NE	NE	0	0	0	0	0	28	0
Berkshire Life Ins Co of Amer	MA	0	-100	2,300	1	0	0	0
Boston Mut Life Ins Co	MA	0	-51	2,391	26	0	81	1
Central Security Life Ins Co	TX	0	-11	155	2	1	5	0
Central States H & L Co Of Omaha	NE	15,703	-11,252	36,603	417	0	13	0
Central United Life Ins Co	AR	0	0	0	1	0	0	0
Centurion Life Ins Co	IA	0	-19	26	0	0	0	0
Chesapeake Life Ins Co	OK	1,451	21	4,214	32	0	9	0
Church Life Ins Corp	NY	273	-27	3,973	58	13	15	0
Cincinnati Life Ins Co	OH	0	5,814	21,258	68	0	100	0
CM Life Ins Co	CT	20	-673	8,509	50	54	42	0
CMFG Life Ins Co	IA	12,927	-12,952	61,544	1,000	11,786	49,921	75
Colonial Life & Accident Ins Co	SC	16,904	-7,177	40,975	237	0	47	0
Colonial Penn Life Ins Co	PA	506	-165	3,757	240	0	202	0
Colorado Bankers Life Ins Co	NC	546	78	3,930	44	56	31	0

LIFE ANNUITY TOTAL BUSINESS 2015 (\$'000)

Company Name	DOM	Issued During Current Year	Ceased In Force During Current Year	In Force End of Year	Life Insurance Premiums	Annuity Considerations	Claims and Benefits Paid	Dividends
Columbian Mut Life Ins Co	NY	20	-13	258	4	1	8	1
Columbus Life Ins Co	OH	150	-1,296	8,747	142	2	103	3
Combined Ins Co Of Amer	IL	1,000	-8,093	2,160	30	0	50	0
Commonwealth Ann & Life Ins Co	MA	0	-1,082	5,880	5	101	399	7
Companion Life Ins Co	SC	0	0	0	146	0	0	0
Connecticut Gen Life Ins Co	CT	653	4,635	69,746	538	0	530	4
Constitution Life Ins Co	TX	0	-19	441	6	0	21	0
Continental Amer Ins Co	SC	450	-240	1,050	10	0	0	0
Continental Gen Ins Co	OH	0	81	685	6	0	0	0
Country Investors Life Assur Co	IL	150	-306	5,920	36	607	116	0
Country Life Ins Co	IL	59,901	-48,177	566,770	2,213	0	383	106
Dearborn Natl Life Ins Co	IL	0	33	439	8	0	147	0
Delaware Life Ins Co	DE	0	-36,935	25,647	1,591	4,188	25,064	0
EMC Natl Life Co	IA	0	-456	13,949	9	0	29	1
Equitable Life & Cas Ins Co	UT	0	0	2	1	0	0	0
Equitrust Life Ins Co	IL	0	2,712	20,962	180,001	380	926	0
Family Heritage Life Ins Co Of Amer	OH	0	0	40	0	0	0	0
Family Life Ins Co	TX	0	36	257	15	0	0	0
Family Serv Life Ins Co	TX	0	-2	0	0	0	3	0
Farmers New World Life Ins Co	WA	10,745	-10,611	216,171	375	22	209	0
Federal Life Ins Co	IL	0	-16	212	1	0	0	0
Fidelity & Guar Life Ins Co	IA	15,330	-4,634	85,052	554	1,740	514	0
Fidelity Investments Life Ins Co	UT	1,500	-500	24,850	34	1,487	1,561	0
Fidelity Life Assn A Legal Reserve L	IL	4,556	-4,550	51,614	281	0	51	0
Fidelity Security Life Ins Co	MO	0	-168	54	1	0	11	0
First Allmerica Fin Life Ins Co	MA	0	-10	484	4	0	190	8
First Hlth Life & Hlth Ins Co	TX	0	-1	10	0	0	0	0
First Penn Pacific Life Ins Co	IN	0	-3,150	84,972	128	0	680	0
Foresters Life Ins Ann Co	NY	83	116	2,273	1	0	41	0
Forethought Life Ins Co	IN	399	-373	3,404	398	4,043	1,168	0
Funeral Directors Life Ins Co	TX	16	-8	576	36	79	235	0

LIFE ANNUITY TOTAL BUSINESS 2015 (\$'000)

Company Name	DOM	Issued During Current Year	Ceased In Force During Current Year	In Force End of Year	Life Insurance Premiums	Annuity Considerations	Claims and Benefits Paid	Dividends
Garden State Life Ins Co	TX	0	-1,146	7,854	88	0	21	0
General Amer Life Ins Co	MO	0	-2,894	20,823	254	0	773	43
Genworth Life & Ann Ins Co	VA	29,702	-43,798	721,064	1,604	53	7,253	0
Genworth Life Ins Co	DE	10,010	-5,625	195,869	453	1,675	1,751	0
Gerber Life Ins Co	NY	9,836	-8,887	88,045	632	0	184	0
Globe Life & Accident Ins Co	NE	30,956	-25,495	87,811	947	0	618	0
Golden Rule Ins Co	IN	0	-249	10,116	0	0	0	0
Government Personnel Mut Life Ins Co	TX	0	-263	3,338	29	0	95	10
Great Amer Life Ins Co	OH	0	-1,674	7,722	24	1,832	1,711	0
Great Southern Life Ins Co	TX	0	-112	2,250	23	0	41	0
Great W Life & Ann Ins Co	CO	3,180	-5,983	189,899	287	13,520	28,341	4
Guarantee Trust Life Ins Co	IL	5	-143	1,190	13	0	12	0
Guardian Ins & Ann Co Inc	DE	0	-134	3,133	4	3,581	1,878	0
Guardian Life Ins Co Of Amer	NY	38,687	-32,051	309,203	2,056	0	633	335
Guggenheim Life & Ann Co	DE	0	-2,010	31,683	2	353	18,294	0
Hartford Life & Accident Ins Co	CT	146,919	146,930	1,122,235	2,517	0	1,840	0
Hartford Life & Ann Ins Co	CT	0	-12,807	377,020	1,881	62	6,328	0
Hartford Life Ins Co	CT	0	-201,565	1,283,486	900	67	27,957	0
HCC Life Ins Co	IN	0	-9	337	3	0	9	0
Homesteaders Life Co	IA	407	-91	769	373	0	82	0
Horace Mann Life Ins Co	IL	6,180	3,125	93,967	421	2,873	1,982	0
IA Amer Life Ins Co	TX	485	8	1,582	15	0	6	0
Idealife Ins Co	CT	0	-155	706	3	0	50	0
Individual Assur Co Life Hlth & Acc	OK	0	0	0	0	0	13	0
Industrial Alliance Ins & Fin Serv I	TX	0	27	636	9	0	0	0
Integrity Life Ins Co	OH	0	-708	600	0	379	1,350	0
Investors Life Ins Co N Amer	TX	0	-213	842	6	0	75	0
Jackson Natl Life Ins Co	MI	0	-23,055	326,838	1,082	25,444	10,730	3
Jefferson Natl Life Ins Co	TX	0	-71	3,231	60	0	27	41
John Alden Life Ins Co	WI	0	-9,220	5,780	41	0	16	0

LIFE ANNUITY TOTAL BUSINESS 2015 (\$'000)

Company Name	DOM	Issued During Current Year	Ceased In Force During Current Year	In Force End of Year	Life Insurance Premiums	Annuity Considerations	Claims and Benefits Paid	Dividends
John Hancock Life & Hlth Ins Co	MA	0	277	379	0	0	0	0
John Hancock Life Ins Co USA	MI	24,829	-28,797	714,393	7,578	200	78,783	717
Kansas City Life Ins Co	MO	775	658	16,183	79	11	91	6
Landmark Life Ins Co	TX	0	-32	25	3	0	0	0
Liberty Life Assur Co Of Boston	NH	31,151	-13,755	133,843	281	0	588	0
Liberty Natl Life Ins Co	NE	6,895	-7,071	155,790	1,378	0	215	0
Life Ins Co Of N Amer	PA	164,921	33,532	1,061,631	2,166	0	2,120	0
Life Ins Co Of The Southwest	TX	51,450	-10,891	137,870	772	55	592	0
LifeMap Assur Co	OR	0	-75	5,033	16	0	0	0
LifeSecure Ins Co	MI	0	-22	437	3	0	135	0
Lifewise Assur Co	WA	0	-25	179	2	0	0	0
Lincoln Benefit Life Co	NE	133,131	-103,551	1,560,769	4,357	53	3,480	0
Lincoln Heritage Life Ins Co	IL	178	-191	1,954	129	0	86	0
Lincoln Life & Ann Co of NY	NY	0	3,684	4,013	6	0	0	0
Lincoln Natl Life Ins Co	IN	77,910	-301,327	1,280,447	11,176	52,536	40,966	39
Lombard Intl Life Assur Co	PA	386,549	-37,884	3,105,784	59,295	0	29,422	0
Loyal Amer Life Ins Co	OH	0	-11	92	1	0	12	0
Madison Natl Life Ins Co Inc	WI	5	-13	1,353	17	12	14	0
Manhattan Life Ins Co	NY	0	32	180	2	0	0	4
Manhattan Natl Life Ins Co	OH	0	-491	3,251	19	0	0	0
Massachusetts Mut Life Ins Co	MA	17,312	-63,868	318,619	1,559	4,382	25,997	767
Medico Ins Co	NE	0	0	8	0	0	0	0
Members Life Ins Co	IA	0	-17	5	0	4,653	181	0
Metlife Ins Co USA	DE	53,168	-30,858	688,381	4,691	8,816	9,765	12
Metropolitan Life Ins Co	NY	47,477	325,986	8,636,562	11,043	3,272	105,683	711
Metropolitan Tower Life Ins Co	DE	0	-2,046	13,177	111	0	337	0
Mid West Natl Life Ins Co Of TN	TX	0	-1,049	2,174	18	1	5	0
Midland Natl Life Ins Co	IA	16,819	-20,938	253,022	1,586	1,181	2,123	8
Midwestern United Life Ins Co	IN	0	0	160	0	0	0	0
Minnesota Life Ins Co	MN	43,090	-165,501	1,093,836	4,117	1,707	7,483	84
MML Bay State Life Ins Co	CT	0	583	2,361	24	0	1	0

LIFE ANNUITY TOTAL BUSINESS 2015 (\$'000)

Company Name	DOM	Issued During Current Year	Ceased In Force During Current Year	In Force End of Year	Life Insurance Premiums	Annuity Considerations	Claims and Benefits Paid	Dividends
Mony Life Ins Co	NY	0	-11,588	159,566	1,630	0	4,547	864
Mony Life Ins Co Of Amer	AZ	500	-4,943	87,124	577	897	1,476	0
Mutual Of Amer Life Ins Co	NY	578	-691	3,808	27	198	19,473	0
Mutual Trust Life Ins Co a Pan Amer	IL	62	2,003	12,781	88	0	16	5
National Benefit Life Ins Co	NY	22	-107	1,666	9	0	0	0
National Farmers Union Life Ins Co	TX	0	-100	1,259	11	0	0	0
National Guardian Life Ins Co	WI	30	1,134	3,268	61	6	38	2
National Life Ins Co	VT	750	-1,889	5,370	69	0	79	32
National Teachers Assoc Life Ins Co	TX	0	-25	0	0	0	0	0
National Western Life Ins Co	CO	0	-143	3,336	16	557	725	0
Nationwide Life & Ann Ins Co	OH	22,968	-4,225	115,046	1,077	0	573	2
Nationwide Life Ins Co	OH	111	-16,510	86,701	214	1,476	25,112	29
New England Life Ins Co	MA	0	-983	7,765	47	4	187	1
New York Life Ins & Ann Corp	DE	103,504	-120,102	726,611	9,259	59,754	92,197	0
New York Life Ins Co	NY	947,224	-656,709	6,753,034	44,065	518	42,166	13,029
North Amer Co Life & Hlth Ins	IA	17,816	-2,062	142,269	529	845	291	0
Northwestern Mut Life Ins Co	WI	49,854	-45,038	951,698	5,697	867	5,577	3,468
NYS Life Ins Co Of AZ	AZ	0	-42,072	176,120	608	0	0	0
Occidental Life Ins Co Of NC	TX	0	3	1,178	8	0	1	1
Ohio Natl Life Assur Corp	OH	2,000	6,365	27,163	103	0	35	0
Ohio Natl Life Ins Co	OH	0	489	5,324	109	354	698	23
Ohio State Life Ins Co	TX	0	165	3,705	25	0	0	0
Old Republic Life Ins Co	IL	0	399	10,275	16	0	0	0
Oxford Life Ins Co	AZ	0	0	0	1	1,247	215	0
Pacific Guardian Life Ins Co Ltd	HI	0	-425	1,130	19	0	219	0
Pacific Life & Ann Co	AZ	0	0	0	0	0	292	0
Pacific Life Ins Co	NE	169,802	-135,991	435,654	6,123	2,762	22,269	8
Pan Amer Life Ins Co	LA	0	17	183	2	0	0	0
Paul Revere Life Ins Co	MA	0	-10	23	2	0	5	0
Pavonia Life Ins Co of MI	MI	0	-775	11,310	39	0	0	0
Penn Ins & Ann Co	DE	5,000	2,561	16,405	257	0	238	0

LIFE ANNUITY TOTAL BUSINESS 2015 (\$'000)

Company Name	DOM	Issued During Current Year	Ceased In Force During Current Year	In Force End of Year	Life Insurance Premiums	Annuity Considerations	Claims and Benefits Paid	Dividends
Penn Mut Life Ins Co	PA	4,790	-12,649	25,529	270	0	365	51
PHL Variable Ins Co	CT	1,200	-4,401	83,774	881	0	541	0
Phoenix Life & Ann Co	CT	0	0	3,750	5	0	0	0
Phoenix Life Ins Co	NY	0	-1,695	24,276	215	0	286	58
Physicians Life Ins Co	NE	83	-108	5,388	278	0	196	0
Pioneer Amer Ins Co	TX	24	-36	521	3	0	1	0
Primerica Life Ins Co	MA	71,396	-89,095	1,247,161	4,030	0	1,763	0
Principal Life Ins Co	IA	108,536	-23,457	686,410	2,090	5,305	1,676	72
Principal Natl Life Ins Co	IA	72,283	730	153,236	311	0	0	0
Protective Life Ins Co	TN	85,701	-40,809	768,336	1,920	860	4,073	2
Provident Life & Accident Ins Co	TN	2,735	-3,673	9,066	-902	0	552	0
Provident Life & Cas Ins Co	TN	0	-1,111	0	0	0	0	0
Pruco Life Ins Co	AZ	268,300	-83,489	1,321,620	33,110	14,779	51,948	0
Prudential Ann Life Assur Corp	AZ	0	0	14	0	20	3,104	0
Prudential Ins Co Of Amer	NJ	68,907	-191,309	1,534,899	5,464	2,594	26,899	1,508
Prudential Retirement Ins & Ann Co	CT	0	0	0	0	0	412	0
Reliable Life Ins Co	MO	0	-8	170	0	0	7	0
Reliance Standard Life Ins Co	IL	638	-231,952	656,012	1,614	370	725	0
Reliastar Life Ins Co	MN	8,517	-31,410	970,549	3,763	2,561	9,814	30
Reliastar Life Ins Co Of NY	NY	0	824	5,637	101	0	75	0
Reserve Natl Ins Co	OK	0	-25	0	1	0	0	0
Resource Life Ins Co	IL	0	-4	0	0	0	0	0
RiverSource Life Ins Co	MN	15,292	-1,875	115,440	1,671	3,621	5,091	0
S USA Life Ins Co Inc	AZ	0	-100	85	2	0	0	0
Securian Life Ins Co	MN	70,664	7,706	119,024	191	0	20	0
Security Benefit Life Ins Co	KS	0	-318	11,524	96	943	2,183	1
Security Life Ins Co Of Amer	MN	175	-26	340	3	0	0	0
Security Life Of Denver Ins Co	CO	1,797	-23,495	96,176	682	0	1,549	0
Security Mut Life Ins Co Of NY	NY	30	273	2,811	35	0	0	2
Security Natl Life Ins Co	UT	36	-238	9,361	4	0	16	0
Senior Life Ins Co	GA	29	0	29	0	0	0	0

LIFE ANNUITY TOTAL BUSINESS 2015 (\$'000)

Company Name	DOM	Issued During Current Year	Ceased In Force During Current Year	In Force End of Year	Life Insurance Premiums	Annuity Considerations	Claims and Benefits Paid	Dividends
Sentry Life Ins Co	WI	4,750	-332	9,447	42	71	22	0
Settlers Life Ins Co	WI	0	3	85	1	0	0	0
Standard Ins Co	OR	15,740	-19,966	789,761	1,692	646	13,252	98
Standard Life & Accident Ins Co	TX	0	-10	739	7	0	1	0
Standard Security Life Ins Co Of NY	NY	0	-18	73	1	0	0	0
Starmount Life Ins Co	LA	0	0	75	1	0	0	0
State Farm Life Ins Co	IL	373,739	-251,158	2,972,152	14,236	2,221	6,492	1,347
State Life Ins Co	IN	202	-326	920	127	-1	135	1
Sterling Investors Life Ins Co	IN	0	571	697	4	0	0	0
Sun Life & Hlth Ins Co	MI	0	0	356	134	0	154	0
Sunset Life Ins Co Of Amer	MO	0	-6,692	44,417	329	1	701	4
Surety Life Ins Co	NE	0	-176	7,255	55	0	20	0
Swiss Re Life & Hlth Amer Inc	MO	0	0	0	0	0	5	0
Symetra Life Ins Co	IA	17,569	-60,381	432,572	1,283	3,394	9,207	0
Teachers Ins & Ann Assoc Of Amer	NY	146	-2,326	18,262	343	10,148	7,182	214
Texas Life Ins Co	TX	6,533	-2,707	41,008	366	0	103	0
The Savings Bank Life Ins Co Of MA	MA	20,185	-5,866	132,217	150	0	15	14
Thrivent Life Ins Co	MN	0	-27	5,331	30	528	1,037	0
TIAA Cref Life Ins Co	NY	6,061	-192	45,926	437	15	1	0
Time Ins Co	WI	120	-8,224	4,611	43	0	10	0
Trans World Assur Co	CA	365	-770	9,938	14	0	23	0
Transamerica Advisors Life Ins Co	AR	0	-439	21,073	23	0	1,084	0
Transamerica Financial Life Ins Co	NY	10	-261	2,129	9	0	998	0
Transamerica Life Ins Co	IA	61,867	-63,358	709,549	3,535	8,311	13,471	23
Transamerica Premier Life Ins Co	IA	45,592	-21,399	272,348	2,374	632	2,849	0
Trustmark Ins Co	IL	83	-595	2,675	35	0	50	0
Trustmark Life Ins Co	IL	0	-909	1,368	7	0	0	0
Unified Life Ins Co	TX	0	-115	165	6	0	0	0
Unimerica Ins Co	WI	0	0	0	0	0	0	0
Union Fidelity Life Ins Co	KS	0	-269	1,328	31	0	63	0
Union Labor Life Ins Co	MD	1,040	-1,350	15,765	96	0	16	0

LIFE ANNUITY TOTAL BUSINESS 2015 (\$'000)

Company Name	DOM	Issued During Current Year	Ceased In Force During Current Year	In Force End of Year	Life Insurance Premiums	Annuity Considerations	Claims and Benefits Paid	Dividends
Union Security Ins Co	KS	0	5,152	210,741	792	4	1,494	12
United Amer Ins Co	NE	0	-23	104	3	0	4	0
United Fidelity Life Ins Co	TX	0	-149	513	8	0	2	0
United Heritage Life Ins Co	ID	48	-648	829	11	0	30	2
United Of Omaha Life Ins Co	NE	42,627	-9,767	353,960	2,145	2,590	2,063	0
United Security Assur Co Of PA	PA	0	0	65	1	0	0	0
United States Life Ins Co in the Cit	NY	393	-38,393	50,247	211	0	1,270	0
United Teacher Assoc Ins Co	TX	0	0	10	1	0	0	0
United World Life Ins Co	NE	0	-12	341	3	0	2	0
UnitedHealthcare Ins Co	CT	2,256	-8,344	24,614	37	0	0	0
Universal Underwriters Life Ins Co	KS	0	0	200	0	0	0	0
Unum Life Ins Co Of Amer	ME	445,228	-392,292	2,873,126	9,549	0	5,221	7
US Br Great West Life Assur Co	MI	0	-464	2,294	13	0	2	1
US Br Sun Life Assur Co of Canada	MI	0	-192,390	199,934	2,193	0	1,388	115
US Business of Canada Life Assur Co	MI	0	-2,495	30,017	207	0	1,769	36
US Financial Life Ins Co	OH	0	-3,100	32,394	148	0	0	0
USAA Life Ins Co	TX	179,101	-105,977	1,979,169	4,540	3,085	6,088	127
USAble Life	AR	4,514	-93,743	589,636	2,159	0	1,098	0
Vantis Life Ins Co	CT	0	-4	82	2	0	4	0
Variable Ann Life Ins Co	TX	0	0	0	0	23,113	13,917	0
Voya Ins & Ann Co	IA	0	-275	1,404	17	1,437	7,407	13
Voya Retirement Ins & Ann Co	CT	0	-951	18,136	73	21,527	71,167	0
Washington Natl Ins Co	IN	0	-146	3,378	29	1	396	1
West Coast Life Ins Co	NE	0	-15,185	312,988	609	0	8	2
Western United Life Assur Co	WA	0	0	0	0	295	334	0
Wilcac Life Ins Co	IL	0	0	4	48	0	251	8
Wilco Life Ins Co	IN	0	-22,350	257	129	0	165	1
Wilton Reassur Life Co of NY	NY	-435	-350	4,613	25	0	5	0
Zale Life Ins Co	AZ	81	-158	139	2	0	0	0
Zurich Amer Life Ins Co	IL	110,583	-21,291	208,226	13,246	90	21,188	0
Total Companies: 276		6,832,720	-4,236,999	62,831,153	530,944	379,515	1,123,387	24,748

HEALTH INSURERS

Recap **41**

Claims Survey **41**

Individual **42**

Group **43**

Admitted Companies **44**

Market Share **45**

Total Business **46-50**

ACCIDENT & HEALTH RECAP 2015 (\$000)

Group				
	Premiums	Direct Earned Premiums	Direct Losses Paid	Direct Losses Incurred
Property	8,199	7,723	5,722	6,699
Life	258,881	247,288	226,302	223,070
Health	283,802	283,474	239,677	238,649
Group Subtotal	550,883	538,485	471,701	468,418
Credit				
Property	170	207	42	31
Life	515	536	183	-10
Credit Subtotal	684	744	225	21
Federal Employees Health Benefits Program				
Life	9,017	9,017	10,773	10,773
Health	291,476	291,899	273,144	277,371
Federal Employees Subtotal	300,493	300,915	283,917	288,144
All Other				
Property	3,745	3,172	2,102	3,564
Life	45,463	42,268	23,104	21,528
Health	234,424	234,134	264,396	279,879
Fraternal	359	357	262	525
All Other Subtotal	283,991	279,931	289,865	305,497
Total	1,136,051	1,120,076	1,045,709	1,062,080

Note: Health insurance coverage is written by various types of companies. These companies may be structured differently and may have different reporting requirements based on their type. This section on health insurance coverage written in Alaska reports information regardless of the type of insurer except where noted.

HEALTH INSURANCE CLAIMS SURVEY 2015

Total # of NEW claims received during the reporting year	2,012,580
1. Of the reported NEW claims, how many were CLEAN claims?	1,944,693
A. Of the reported CLEAN claims, how many were paid within 30 days of receipt of initial claim?	1,811,503
2. Of the reported NEW claims, how many were not CLEAN claims?	66,282
A. Of the reported claims that were not CLEAN, how many provided notice within 30 days of receipt of initial claim?	54,628
B. Of the reported claims that were not CLEAN, how many were paid within 15 days after receipt of information requested OR within the 30 after receipt of the initial claim?	26,375
3. Of the reported NEW claims, how many had INTEREST PAID during the reporting year due to late payment of claims?	11,846
A. Of the reported claims that had INTEREST PAID, what is the total dollar amount paid during the reporting year due to late payment of claims?	305,257
4. Of the reported NEW claims, how many were denied and internally appealed under AS 21.07 during the reporting year?	2,278
A. Of the claims that were internally appealed, how many were paid?	609
5. Of the reported NEW claims, how many were denied and externally appealed under AS 21.07 during the reporting year?	76
A. Of the claims that were externally appealed, how many were paid?	8

Claim means a request for payment under an insurance contract. Count multiple requests for payment for the same health care service or supply as only one claim. Do not count a response to a request for additional clarification/information regarding an already submitted claim as another claim.

Clean claim means a claim that does not have a defect or impropriety, including a lack of any required substantiating documentation, or a particular circumstance requiring special treatment that prevents timely payment on the claim. See AS 21.36.495(i)(1)

Externally appealed means a claim that is currently or was under review by an external appeal agency, as required under AS 21.07.050, because of denial of a claim.

Internally appealed means a claim that is currently or was under review by the company, as required under AS 21.07.020, because of denial of a claim.

INDIVIDUAL HEALTH INSURANCE 2015

Product	# New Policies Issued	# Policies Terminated	# Policies In Force End of Year	# Individuals Covered End of Year	Member Months	Direct Premium Paid	Direct Losses Paid
Comprehensive Major Medical							
Association	-	33	123	236	4,299	1,431,868	2,345,513
Direct	14,985	12,654	16,395	24,838	322,121	199,280,662	238,438,764
Trust	-	2	18	22	267	175,666	62,891
Other	-	-	2	2	24	4,010	95
Short-Term Medical	1,187	1,305	286	424	7,598	1,119,614	145,550
Accident or AD&D	11,592	9,264	85,619	130,415	1,554,177	5,549,772	1,879,124
Dental	3,083	2,203	3,414	5,006	64,502	2,129,298	1,119,820
Disability Income	1,971	2,097	8,628	8,587	102,228	10,234,333	3,222,542
Fixed Indemnity	1,046	1,573	5,955	10,566	124,429	3,334,551	1,379,676
Long Term Care	111	198	4,828	5,527	63,500	11,088,101	4,319,567
Medicare Supplement	704	264	4,161	4,178	47,621	8,221,450	5,876,102
Specified Disease	2,143	2,182	10,930	20,816	237,594	5,335,799	2,231,895
Vision	558	639	961	1,804	18,293	264,079	96,985
Other*	9	4,649	171	267	3,261	49,350	234,100
Total	37,389	37,063	141,491	212,688	2,549,914	248,218,552	261,352,623

*Other includes Hospital Indemnity Protection, Minimal Medical, Health – Travel, Critical Illness, Blood Plan – Limited Benefit, Home Care, Recovery Care, Hospital Confinement, Exec-U-Care, Intensive Care, Hospital Surgical Expense, etc.

GROUP HEALTH INSURANCE 2015

Product	# New Policies Issued	# Policies Terminated	# Policies In Force End of Year	# Individuals Covered End of Year	Member Months	Direct Premium Paid	Direct Losses Paid
Comprehensive Major Medical							
Single Employer (1-50 employees)	450	409	1,564	17,404	208,435	133,752,599	112,134,066
Single Employer (51+ employees)	148	135	499	31,057	373,781	203,215,918	183,577,049
Multiple Employer Assoc or Trust	0	0	5	2,981	40,876	31,835,758	30,881,544
Other Assoc or Trust	0	0	0	0	0	0	2,886
Other Group	17	12	20	163	1,571	1,078,460	1,111,842
Accident or AD&D	2,136	25,691	5,347	520,405	4,005,085	11,983,519	6,035,711
Dental	291	381	1,636	67,113	806,194	34,250,627	38,117,486
Disability Income	191	185	741	120,244	1,351,474	31,131,849	21,225,363
Fixed Indemnity	224	2,297	1,543	5,882	46,162	1,345,593	543,369
Long Term Care	6	32	835	4,606	26,127	2,364,818	887,961
Medicare Supplement	1,140	512	8,127	8,511	99,084	15,410,071	12,192,960
Specified Disease	902	1,334	2,019	9,261	78,582	1,309,470	358,689
Vision	77	39	338	408,026	440,353	3,874,259	2,894,253
Other*	58	1,028	594	106,546	1,217,237	2,428,048	1,525,989
Total	5,640	32,055	23,268	1,302,199	8,694,961	473,980,991	411,489,168
Other Business							
Stop Loss	57	51	403	146,208	1,679,229	91,186,108	73,097,343
Administrative Services Only	52	80	632	187,701	2,103,221		
Administrative Service Contracts	6	2	35	113,406	1,351,051		

*Other includes Hospital Indemnity Protection, Minimal Medical, Health – Travel, Critical Illness, Blood Plan – Limited Benefit, Home Care, Recovery Care, Hospital Confinement, Exec-U-Care, Intensive Care, Hospital Surgical Expense, etc.

ADMITTED COMPANIES 2015 - HEALTH (\$000)

NAIC #	Company Name	Assets	Surplus
63444	Accendo Ins Co	14,292	9,720
72052	Aetna Hlth Ins Co	58,961	32,280
80799	Celtic Ins Co	139,896	38,189
81973	Coventry Hlth & Life Ins Co	1,699,670	949,347
81396	Delta Dental Ins Co	224,795	102,746
54941	Delta Dental Plan of OR	137,802	97,719
73474	Dentegra Ins Co	76,105	41,358
67636	DSM USA Ins Co Inc	7,964	7,089
88595	Empheysis Ins Co	4,425	4,298
12747	Envision Ins Co	332,771	51,122
60025	Express Scripts Ins Co	480,870	117,215
85286	"Fresenius Hlth Plans Ins Co"	21,104	18,385
78611	HCSC Ins Serv Co	560,232	224,992
70670	Health Care Serv Corp A Mut Legal Re	17,661,069	9,444,954
12902	Healthspring Life & Hlth Ins Co Inc	613,954	327,377
71768	HM Hlth Ins Co	199,086	31,494
60052	Humana Benefit Plan of IL Inc	197,585	130,376
73288	Humana Ins Co	6,583,312	3,642,086
70580	Humanadental Ins Co	136,396	84,647
63762	Medco Containment Life Ins Co	910,671	286,297
47098	Moda Hlth Plan Inc	558,734	67,018
67660	Pennsylvania Life Ins Co	81,095	28,060
47570	Premera Blue Cross	2,275,960	1,388,421
61700	Renaissance Life & Hlth Ins Co of Am	78,990	61,359
71420	Sierra Hlth & Life Ins Co Inc	1,676,627	778,978
12575	SilverScript Ins Co	2,385,681	613,715
80055	Smart Ins Co	4,716	4,087
77399	Sterling Life Ins Co	53,000	25,787
84549	Symphonix Hlth Ins Inc	228,326	22,628
14208	Tongass Timber Trust	3,749	3,174
85766	United Concordia Ins Co	57,123	35,838

NAIC #	Company Name	Assets	Surplus
97772	US Hlth & Life Ins Co Inc	29,493	11,329
39616	Vision Serv Plan Ins Co	243,079	152,936
53031	VSP Vision Care Inc	124,052	106,726
83445	Wellcare Hlth Ins of AZ Inc	217,590	86,118
64467	Wellcare Hlth Ins of KY Inc	691,837	301,344
10155	Wellcare Prescription Ins Inc	721,215	141,287
12339	Western Grocers Employee Benefit Tru	7,627	4,615
Total Companies: 38		39,499,855	19,475,113

ACCIDENT & HEALTH MARKET SHARE 2015 (\$000)

Company Name	% of Market	Direct Premis Written
Group		
Premera Blue Cross	45.45%	250,355
Aetna Life Ins Co	11.20%	61,687
UnitedHealthcare Ins Co	6.45%	35,537
Moda Hlth Plan Inc	4.33%	23,864
HCC Life Ins Co	2.69%	14,798
US Br Sun Life Assur Co of Canada	2.13%	11,753
Time Ins Co	2.13%	11,740
Symetra Life Ins Co	2.07%	11,414
Unum Life Ins Co Of Amer	1.96%	10,781
Cigna Hlth & Life Ins Co	1.80%	9,891
John Alden Life Ins Co	1.77%	9,737
Reliastar Life Ins Co	1.69%	9,335
Lifewise Assur Co	1.50%	8,260
Metropolitan Life Ins Co	1.49%	8,218
Health Care Serv Corp	1.48%	8,151
Union Labor Life Ins Co	0.88%	4,849
Life Ins Co Of N Amer	0.87%	4,816
Tongass Timber Trust	.78%	4,235
Principal Life Ins Co	0.77%	4,225
Transamerica Premier Life Ins Co	0.76%	4,172
Hartford Life & Accident Ins Co	0.73%	4,035

Company Name	% of Market	Direct Premis Written
Credit		
American Natl Ins Co	24.48%	167
Minnesota Life Ins Co	16.85%	115
American Bankers Ins Co Of FL	12.33%	84
CMFG Life Ins Co	9.97%	68
Central States Ind Co Of Omaha	9.46%	65
American Republic Ins Co	9.33%	64
Central States H & L Co Of Omaha	7.15%	49
American Bankers Life Assur Co Of FL	5.68%	39
American Security Ins Co	1.82%	12
Protective Life Ins Co	1.66%	11
State Farm Mut Auto Ins Co	0.73%	5
Transamerica Cas Ins Co	0.44%	3
Zale Life Ins Co	0.22%	1

Company Name	% of Market	Direct Premis Written
All Other		
Premera Blue Cross	38.84%	108,660
Moda Hlth Plan Inc	36.45%	101,960
American Family Life Assur Co of Col	4.59%	12,839
Time Ins Co	2.74%	7,679
Humana Ins Co	2.26%	6,311
Delta Dental Plan of OR	1.29%	3,602
Genworth Life Ins Co	1.27%	3,552
State Farm Mut Auto Ins Co	1.00%	2,791
VSP Vision Care Inc	0.90%	2,505
Mutual Of Omaha Ins Co	0.78%	2,183
New York Life Ins Co	0.62%	1,739
SilverScript Ins Co	0.58%	1,630
Berkshire Life Ins Co of Amer	0.53%	1,487
Envision Ins Co	0.46%	1,289
Colonial Life & Accident Ins Co	0.39%	1,094
American Fidelity Assur Co	0.37%	1,037
Wellcare Prescription Ins Inc	0.36%	1,018
Northwestern Mut Life Ins Co	0.36%	1,016
John Hancock Life Ins Co USA	0.35%	968
Metropolitan Life Ins Co	0.33%	929

Company Name	% of Market	Direct Premis Written
Total		
Premera Blue Cross	56.53%	650,491
Moda Hlth Plan Inc	10.93%	125,824
Aetna Life Ins Co	6.56%	75,476
UnitedHealthcare Ins Co	3.87%	44,510
Time Ins Co	1.69%	19,419
HCC Life Ins Co	1.36%	15,592
Cigna Hlth & Life Ins Co	1.27%	14,629
American Family Life Assur Co of Col	1.12%	12,839
US Br Sun Life Assur Co of Canada	1.02%	11,753
Symetra Life Ins Co	0.99%	11,414
Unum Life Ins Co Of Amer	0.97%	11,112
John Alden Life Ins Co	0.85%	9,750
Reliastar Life Ins Co	0.81%	9,335
Metropolitan Life Ins Co	0.79%	9,147
Lifewise Assur Co	0.72%	8,260
Health Care Serv Corp A Mut Legal Re	0.71%	8,225
Humana Ins Co	0.55%	6,311
Union Labor Life Ins Co	0.42%	4,850
Life Ins Co Of N Amer	0.42%	4,835
Principal Life Ins Co	0.41%	4,769

Federal Employees Health Benefits

Premera Blue Cross	97.00%	291,476
Aetna Life Ins Co	3.00%	9,017

ACCIDENT & HEALTH TOTAL BUSINESS 2015 (\$000)

Company Name	DOM	Direct Written Prem	Direct Earned Prem	Dividends Paid	Direct Losses Paid	Direct Losses Incurred
21st Century Premier Ins Co	PA	0	0	0	0	0
4 Ever Life Ins Co	IL	446	448	0	400	408
AAA Life Ins Co	MI	98	99	0	25	-1
Ability Ins Co	NE	6	6	0	0	1
Accendo Ins Co	UT	0	0	0	0	0
Ace Amer Ins Co	PA	979	994	0	760	891
Aetna Life Ins Co	CT	75,476	67,256	0	73,642	75,503
Allianz Life Ins Co Of N Amer	MN	295	298	0	16	23
Allstate Life Ins Co	IL	74	81	0	15	10
American Alt Ins Corp	DE	0	0	0	0	-1
American Automobile Ins Co	MO	0	0	0	0	0
American Bankers Ins Co Of FL	FL	84	84	0	0	-2
American Bankers Life Assur Co Of FL	FL	40	40	0	2	-33
American Family Life Assur Co of Col	NE	12,839	12,785	0	4,465	4,660
American Fidelity Assur Co	OK	3,322	3,243	0	616	367
American Gen Life Ins Co	TX	227	225	0	104	144
American Heritage Life Ins Co	FL	1,297	1,304	0	337	238
American Hlth & Life Ins Co	TX	55	54	0	135	134
American Home Assur Co	NY	1	2	0	0	0
American Income Life Ins Co	IN	183	182	0	98	163
American Natl Ins Co	TX	168	187	0	13	50
American Natl Life Ins Co Of TX	TX	0	0	0	0	0
American Public Life Ins Co	OK	7	7	0	0	1
American Republic Ins Co	IA	89	117	0	19	20
American Security Ins Co	DE	12	12	0	0	0
American Sentinel Ins Co	PA	0	4	0	0	-2
American United Life Ins Co	IN	0	0	0	43	25
Ameritas Life Ins Corp	NE	625	625	0	341	297

Company Name	DOM	Direct Written Prem	Direct Earned Prem	Dividends Paid	Direct Losses Paid	Direct Losses Incurred
Amex Assur Co	IL	186	185	0	1	-2
Arch Ins Co	MO	99	44	0	78	99
Assurity Life Ins Co	NE	72	72	0	12	32
Athene Annuity & Life Assur Co	DE	38	37	0	0	0
Atlantic Specialty Ins Co	NY	0	1	0	0	0
AXA Equitable Life Ins Co	NY	162	165	0	368	367
Axis Ins Co	IL	48	47	0	4	6
Baltimore Life Ins Co	MD	0	0	0	0	0
Bankers Fidelity Life Ins Co	GA	15	0	0	0	0
Bankers Life & Cas Co	IL	87	113	0	297	506
BCS Ins Co	OH	59	59	0	28	-24
Benchmark Ins Co	KS	1,609	1,609	0	257	1,030
Berkley Life & Hlth Ins Co	IA	393	442	0	113	114
Berkshire Life Ins Co of Amer	MA	1,487	1,488	0	37	-126
Best Life & Hlth Ins Co	TX	136	135	0	45	44
Boston Mut Life Ins Co	MA	2	2	0	0	0
Catlin Ins Co	TX	16	16	0	42	40
Celtic Ins Co	IL	4	4	0	0	0
Central States H & L Co Of Omaha	NE	273	148	0	9	29
Central States Ind Co Of Omaha	NE	66	66	0	11	9
Central United Life Ins Co	AR	19	19	0	1	1
Centre Life Ins Co	MA	26	26	0	0	0
Centurion Life Ins Co	IA	0	0	0	0	0
Chesapeake Life Ins Co	OK	25	22	0	19	34
Cigna Hlth & Life Ins Co	CT	14,629	14,873	0	12,822	12,880
CMFG Life Ins Co	IA	623	622	0	132	-46
Colonial Life & Accident Ins Co	SC	1,550	1,590	0	472	486
Colonial Penn Life Ins Co	PA	19	17	0	15	11
Combined Ins Co Of Amer	IL	59	57	0	14	13
Commercial Travelers Mut Ins Co	NY	0	0	0	1	1

ACCIDENT & HEALTH TOTAL BUSINESS 2015 (\$'000)

Company Name	DOM	Direct Written Prem	Direct Earned Prem	Dividends Paid	Direct Losses Paid	Direct Losses Incurred
Companion Life Ins Co	SC	842	842	0	364	362
Connecticut Gen Life Ins Co	CT	172	162	0	90	74
Constitution Life Ins Co	TX	18	18	0	0	0
Continental Amer Ins Co	SC	650	637	0	202	210
Continental Cas Co	IL	652	149	0	882	2,125
Continental Gen Ins Co	OH	10	13	0	21	-43
Country Life Ins Co	IL	144	141	0	11	11
Dearborn Natl Life Ins Co	IL	3	3	0	0	0
Delta Dental Ins Co	DE	408	406	0	364	363
Delta Dental Plan of OR	OR	3,602	3,602	0	2,616	2,661
Envision Ins Co	OH	1,289	1,289	0	1,102	1,089
Equitable Life & Cas Ins Co	UT	28	28	0	35	20
Express Scripts Ins Co	AZ	19	19	0	10	11
Family Heritage Life Ins Co Of Amer	OH	42	42	0	30	32
Family Life Ins Co	TX	0	0	0	0	0
Farmers New World Life Ins Co	WA	2	2	0	0	0
Federal Ins Co	IN	151	115	0	8	22
Federal Life Ins Co	IL	0	0	0	0	0
Fidelity Life Assn A Legal Reserve L	IL	0	0	0	0	0
Fidelity Security Life Ins Co	MO	492	494	0	1,720	2,124
First Allmerica Fin Life Ins Co	MA	0	0	0	27	27
First Hlth Life & Hlth Ins Co	TX	740	725	0	526	504
Forethought Life Ins Co	IN	8	8	0	0	0
Garden State Life Ins Co	TX	0	0	0	0	0
General Amer Life Ins Co	MO	1	1	0	0	0
Genworth Life & Ann Ins Co	VA	0	0	0	2	2
Genworth Life Ins Co	DE	4,004	3,998	0	794	470
Gerber Life Ins Co	NY	380	376	0	137	158
Globe Life & Accident Ins Co	NE	131	130	0	332	330
Golden Rule Ins Co	IN	87	119	0	40	22

Company Name	DOM	Direct Written Prem	Direct Earned Prem	Dividends Paid	Direct Losses Paid	Direct Losses Incurred
Government Employees Ins Co	MD	1	1	0	0	0
Government Personnel Mut Life Ins Co	TX	3	3	0	1	1
Great Amer Life Ins Co	OH	0	5	0	0	-2
Great Southern Life Ins Co	TX	19	19	0	30	0
Great W Life & Ann Ins Co	CO	142	138	0	137	138
Guarantee Trust Life Ins Co	IL	17	17	0	45	38
Guardian Life Ins Co Of Amer	NY	3,203	3,214	20	2,189	1,711
Hartford Life & Accident Ins Co	CT	4,036	4,062	0	2,380	2,184
Hartford Life & Ann Ins Co	CT	0	0	0	0	0
Hartford Life Ins Co	CT	175	175	0	58	56
HCC Life Ins Co	IN	15,592	15,449	0	16,766	13,702
Health Care Serv Corp A Mut Legal Re	IL	8,225	8,225	0	8,341	8,465
HealthMarkets Ins Co	OK	0	22	0	27	9
Healthspring Life & Hlth Ins Co Inc	TX	15	-75	0	-518	-79
HM Life Ins Co	PA	44	44	0	6	6
Horace Mann Life Ins Co	IL	22	22	0	24	12
Humana Ins Co	WI	6,311	6,282	0	4,234	4,182
Humanadental Ins Co	WI	883	888	0	464	456
Independence Amer Ins Co	DE	0	0	0	0	0
Independent Order Of Foresters Us Br	NY	2	2	0	0	0
Individual Assur Co Life Hlth & Acc	OK	1	1	0	0	0
Insurance Co of N Amer	PA	0	0	0	0	0
Jackson Natl Life Ins Co	MI	52	52	0	0	0
Jefferson Natl Life Ins Co	TX	0	0	0	0	0
John Alden Life Ins Co	WI	9,750	9,682	0	10,395	9,577
John Hancock Life & Hlth Ins Co	MA	8	8	0	0	0
John Hancock Life Ins Co USA	MI	1,481	1,500	0	535	-132
Kansas City Life Ins Co	MO	108	108	0	47	48
Knights Of Columbus	CT	17	17	0	1	1

ACCIDENT & HEALTH TOTAL BUSINESS 2015 (\$000)

Company Name	DOM	Direct Written Prem	Direct Earned Prem	Dividends Paid	Direct Losses Paid	Direct Losses Incurred
Liberty Life Assur Co Of Boston	NH	688	676	0	271	352
Liberty Natl Life Ins Co	NE	19	19	0	0	0
Life Ins Co Of N Amer	PA	4,835	4,879	0	2,863	3,074
Life Ins Co Of The Southwest	TX	0	0	0	0	0
LifeMap Assur Co	OR	25	25	0	55	550
LifeSecure Ins Co	MI	94	94	0	0	2
Lifewise Assur Co	WA	8,260	8,320	0	3,879	4,161
Lincoln Benefit Life Co	NE	191	193	0	87	128
Lincoln Heritage Life Ins Co	IL	0	0	0	0	0
Lincoln Life & Ann Co of NY	NY	1	1	0	0	0
Lincoln Natl Life Ins Co	IN	1,239	1,237	0	994	1,081
Loyal Amer Life Ins Co	OH	125	124	0	88	92
Madison Natl Life Ins Co Inc	WI	477	474	0	378	413
MAPFRE Life Ins Co	DE	0	0	0	0	0
Markel Ins Co	IL	25	24	0	7	7
Massachusetts Mut Life Ins Co	MA	356	355	10	10	-1
Medamerica Ins Co	PA	53	51	0	0	0
Medco Containment Life Ins Co	PA	766	766	0	1,141	806
Medico Ins Co	NE	44	43	0	22	23
Metlife Ins Co USA	DE	67	79	0	15	-188
Metropolitan Life Ins Co	NY	9,147	8,740	0	19,956	20,524
Mid West Natl Life Ins Co Of TN	TX	186	339	0	707	569
Minnesota Life Ins Co	MN	1,953	1,588	0	343	236
Moda Hlth Plan Inc	OR	125,824	125,824	0	147,045	162,372
Mony Life Ins Co	NY	157	160	58	22	11
Mutual Of Amer Life Ins Co	NY	28	28	0	21	21
Mutual Of Omaha Ins Co	NE	2,379	2,378	0	1,579	1,541
Mutual Trust Life Ins Co a Pan Amer	IL	3	3	0	0	0
National Benefit Life Ins Co	NY	0	0	0	0	0
National Cas Co	OH	0	0	0	0	0

Company Name	DOM	Direct Written Prem	Direct Earned Prem	Dividends Paid	Direct Losses Paid	Direct Losses Incurred
National Guardian Life Ins Co	WI	58	58	0	35	35
National Hlth Ins Co	TX	82	82	0	0	-3
National Life Ins Co	VT	13	16	0	0	0
National Teachers Assoc Life Ins Co	TX	6	6	0	1	1
National Union Fire Ins Co Of Pitts	PA	1,855	1,821	0	571	677
Nationwide Life Ins Co	OH	1,189	1,190	0	631	632
Natl Foundation Life Ins Co	TX	3	3	0	1	1
New England Life Ins Co	MA	4	4	0	0	0
New York Life Ins Co	NY	2,073	2,050	92	750	794
North Amer Specialty Ins Co	NH	0	0	0	0	0
Northwestern Long Term Care Ins Co	WI	302	296	0	0	-86
Northwestern Mut Life Ins Co	WI	1,029	1,029	236	383	-598
Ohio Natl Life Assur Corp	OH	2	2	0	0	0
Ohio Natl Life Ins Co	OH	3	3	1	19	19
Old Republic Ins Co	PA	0	2	0	0	0
Omaha Ins Co	NE	3	3	0	0	0
Oxford Life Ins Co	AZ	5	5	0	2	2
Pan Amer Life Ins Co	LA	4	4	0	0	0
PartnerRe Amer Ins Co	DE	461	461	0	0	220
Paul Revere Life Ins Co	MA	266	287	0	126	103
Penn Mut Life Ins Co	PA	14	15	0	0	0
Pennsylvania Life Ins Co	PA	41	36	0	-7	-11
Philadelphia Amer Life Ins Co	TX	4	4	0	4	4
Physicians Life Ins Co	NE	3	3	0	20	20
Physicians Mut Ins Co	NE	257	259	0	71	63
Premera Blue Cross	WA	650,491	650,586	0	602,891	606,565
Principal Life Ins Co	IA	4,769	4,480	0	2,378	2,362
Protective Life Ins Co	TN	15	12	0	2	2
Provident Amer Life & Hlth Ins Co	OH	11	11	0	18	18

ACCIDENT & HEALTH TOTAL BUSINESS 2015 (\$000)

Company Name	DOM	Direct Written Prem	Direct Earned Prem	Dividends Paid	Direct Losses Paid	Direct Losses Incurred
Provident Life & Accident Ins Co	TN	1,498	-517	0	178	115
Provident Life & Cas Ins Co	TN	13	13	0	0	0
Prudential Ins Co Of Amer	NJ	2,773	2,624	2	1,280	1,165
QBE Ins Corp	PA	1,171	1,171	0	520	727
Reliance Standard Life Ins Co	IL	2,370	2,333	0	371	365
Reliastar Life Ins Co	MN	9,335	9,293	0	8,524	8,439
Reliastar Life Ins Co Of NY	NY	47	45	0	0	0
Renaissance Life & Hlth Ins Co of Am	IN	69	69	0	51	50
Reserve Natl Ins Co	OK	18	18	0	0	0
Resource Life Ins Co	IL	0	0	0	0	0
RiverSource Life Ins Co	MN	134	135	0	62	62
Securian Life Ins Co	MN	50	45	0	15	9
Security Life Ins Co Of Amer	MN	216	215	0	121	121
Security Natl Life Ins Co	UT	0	0	0	0	0
Senior Hlth Ins Co of PA	PA	94	106	0	319	332
Sentry Ins A Mut Co	WI	9	4	0	6	6
Sentry Life Ins Co	WI	98	98	0	26	25
Settlers Life Ins Co	WI	1	1	0	0	0
SilverScript Ins Co	TN	1,630	1,597	0	1,061	1,013
St Paul Fire & Marine Ins Co	CT	0	0	0	0	0
Standard Ins Co	OR	1,103	1,034	0	902	554
Standard Life & Accident Ins Co	TX	10	11	0	3	4
Standard Security Life Ins Co Of NY	NY	533	559	0	331	331
Starmount Life Ins Co	LA	25	26	0	3	3
Starnet Ins Co	DE	1	1	0	0	0
Starr Ind & Liab Co	TX	34	26	0	7	-6
State Farm Mut Auto Ins Co	IL	3,436	3,074	0	1,990	2,208
Sterling Investors Life Ins Co	IN	2	2	0	11	10
Sterling Life Ins Co	IL	82	68	0	55	46

Company Name	DOM	Direct Written Prem	Direct Earned Prem	Dividends Paid	Direct Losses Paid	Direct Losses Incurred
Sun Life & Hlth Ins Co	MI	0	0	0	7	7
Sunset Life Ins Co Of Amer	MO	0	0	0	0	0
Symetra Life Ins Co	IA	11,414	11,509	0	12,194	13,125
Symphonix Hlth Ins Inc	IL	279	279	0	692	404
Teachers Ins & Ann Assoc Of Amer	NY	8	8	0	4	2
Thrivent Financial For Lutherans	WI	339	337	0	261	524
TIAA Cref Life Ins Co	NY	1	1	0	0	0
Time Ins Co	WI	19,419	16,127	0	19,076	17,608
Transamerica Cas Ins Co	OH	4	4	0	2	4
Transamerica Financial Life Ins Co	NY	6	6	0	0	0
Transamerica Life Ins Co	IA	1,768	1,793	0	1,224	1,598
Transamerica Premier Life Ins Co	IA	4,267	4,170	0	2,656	2,673
Travelers Ind Co Of CT	CT	0	0	0	0	-5
Trustmark Ins Co	IL	40	41	0	0	0
Trustmark Life Ins Co	IL	1,889	1,932	0	3,488	3,089
Unicare Life & Hlth Ins Co	IN	180	-12	0	209	194
Unified Life Ins Co	TX	51	210	0	265	-27
Unimerica Ins Co	WI	653	649	0	84	84
Union Fidelity Life Ins Co	KS	42	41	0	64	67
Union Labor Life Ins Co	MD	4,850	4,872	63	284	389
Union Security Ins Co	KS	320	318	0	472	407
United Amer Ins Co	NE	1,406	1,385	0	945	966
United Concordia Ins Co	AZ	465	465	0	400	406
United Of Omaha Life Ins Co	NE	536	537	0	184	181
United States Fire Ins Co	DE	69	69	0	183	203
United States Life Ins Co in the Cit	NY	540	550	0	594	366
United Teacher Assoc Ins Co	TX	70	72	0	49	40
United World Life Ins Co	NE	49	48	0	35	34
UnitedHealthcare Ins Co	CT	44,510	43,670	0	40,008	39,521
Unum Life Ins Co Of Amer	ME	11,112	11,241	0	9,446	9,182

ACCIDENT & HEALTH TOTAL BUSINESS 2015 (\$'000)

Company Name	DOM	Direct Written Prem	Direct Earned Prem	Dividends Paid	Direct Losses Paid	Direct Losses Incurred
US Br Great West Life Assur Co	MI	27	28	0	5	5
US Br Sun Life Assur Co of Canada	MI	11,753	11,782	0	6,412	6,412
US Business of Canada Life Assur Co	MI	13	15	0	65	65
USAA Life Ins Co	TX	501	500	0	345	342
USAble Life	AR	1,150	1,147	0	453	453
Voya Ins & Ann Co	IA	0	0	0	0	0
VSP Vision Care Inc	VA	2,505	2,505	0	1,802	1,802
Washington Natl Ins Co	IN	108	108	0	77	63
Wellcare Prescription Ins Inc	FL	1,018	1,018	0	958	879
Western Grocers Employee Benefit Tru	OR	1,539	1,539	0	1,183	1,196
Westport Ins Corp	MO	578	578	0	636	392
Wilco Life Ins Co	IN	1	1	0	0	3
Woodmen World Life Ins Soc	NE	1	1	0	0	0
Zale Life Ins Co	AZ	1	1	0	0	0
Zurich Amer Ins Co	NY	505	479	0	1,874	1,672
Total Companies: 250		1,150,653	1,134,314	483	1,060,136	1,075,846

PROPERTY/CASUALTY INSURERS

Recap **52**

Admitted Companies **53-59**

Market Share **60-66**

Total Business **67-74**

PROPERTY/CASUALTY RECAP 2015 (\$'000)

	Direct Written Prem	% of Total Prem	Direct Earned Prem	Direct Losses Incurred	Loss Ratio
Aggregate write-ins for other lines of business	1,229	0.08%	1,222	531	43.44%
Aircraft (all perils)	30,442	1.95%	29,278	20,845	71.20%
All other A&H	523	0.03%	523	233	44.51%
Allied lines	23,746	1.52%	23,992	10,482	43.69%
Boiler and machinery	9,427	0.60%	9,292	2,449	26.36%
Burglary and theft	636	0.04%	594	-129	-21.71%
Collectively renewable A&H	1	0.00%	1	0	0.00%
Commercial auto no-fault (personal injury protection)	-76	0.00%	-96	81	0.00%
Commercial auto physical damage	16,327	1.04%	16,569	9,563	57.72%
Commercial multiple peril (liability portion)	37,073	2.37%	37,952	3,153	8.31%
Commercial multiple peril (non-liability portion)	60,036	3.84%	61,494	21,371	34.75%
Credit	6,142	0.39%	5,563	3,564	64.06%
Credit A&H (group and individual)	170	0.01%	207	31	14.78%
Earthquake	19,473	1.25%	19,517	108	0.55%
Excess workers' compensation	4,829	0.31%	4,729	7,439	157.31%
Farmowners multiple peril	633	0.04%	616	623	101.16%
Federal employees health benefits plan premium	0	0.00%	0	0	0.00%
Federal flood	1,759	0.11%	1,885	56	2.95%
Fidelity	2,109	0.13%	2,189	1,569	71.68%
Financial guaranty	79	0.01%	4,278	0	0.00%
Fire	39,561	2.53%	39,201	9,539	24.33%
Group accident and health	8,199	0.52%	7,723	6,699	86.73%

	Direct Written Prem	% of Total Prem	Direct Earned Prem	Direct Losses Incurred	Loss Ratio
Guaranteed renewable A&H	2,867	0.18%	2,265	3,131	138.23%
Homeowners multiple peril	164,028	10.49%	162,289	68,180	42.01%
Inland marine	143,342	9.17%	144,305	11,671	8.09%
Medical professional liability	18,682	1.19%	18,269	2,067	11.32%
Medicare Title XVIII exempt from state taxes or fees	0	0.00%	0	0	0.00%
Mortgage guaranty	16,912	1.08%	16,436	1,095	6.66%
Multiple peril crop	83	0.01%	80	46	57.94%
Non-cancelable A&H	0	0.00%	0	0	0.00%
Non-renewable for stated reasons only	341	0.02%	366	199	54.38%
Ocean marine	37,202	2.38%	37,640	24,861	66.05%
Other accident only	13	0.00%	18	1	8.20%
Other commercial auto liability	52,074	3.33%	51,877	18,495	35.65%
Other liability - claims-made	17,349	1.11%	17,785	3,498	19.67%
Other liability - occurrence	82,007	5.24%	80,030	18,485	23.10%
Other private passenger auto liability	275,311	17.61%	274,912	179,395	65.26%
Private crop	0	0.00%	0	0	0.00%
Private passenger auto no-fault (personal injury protection)	0	0.00%	0	149	0.00%
Private passenger auto physical damage	176,403	11.28%	175,647	96,520	54.95%
Products liability	3,267	0.21%	3,196	-79	-2.48%
Surety	27,527	1.76%	31,314	1,868	5.97%
Warranty	2,209	0.14%	3,857	1,996	51.76%
Workers' compensation	281,738	18.02%	282,980	138,917	49.09%
Total	1,563,676		1,569,992	668,704	

The information contained in the Statistical & Financial Data reports is based on calendar year data. It should not be used to make determinations about the adequacy or excessiveness of insurance premiums because:

- Calendar year data does not match losses with the premiums used to pay the losses. In any calendar year, some of the losses incurred by an insurer in that calendar year will be from policies that were issued in prior years.
- Incurred loss data includes only amounts that an insurer pays as losses for items such as medical treatment and repairing or replacing damaged property. Loss data in these exhibits does not include other costs associated with settling claims such as attorney fees and adjusting costs. The loss data also does not include an insurer's operating expenses.

ADMITTED COMPANIES 2015 - PROPERTY/CASUALTY (\$'000)

NAIC #	Company Name	Assets	Surplus	NAIC #	Company Name	Assets	Surplus	NAIC #	Company Name	Assets	Surplus
44245	21st Century Assur Co	69,892	69,177	38687	Alaska Timber Ins Exch	17,526	9,327	21857	American Ins Co	310,914	222,247
36404	21st Century Cas Co	12,418	12,021	24899	Alea North America Ins Co	99,602	79,708	31895	American Interstate Ins Co	1,207,741	371,365
34789	21st Century Centennial Ins Co	588,192	581,375	13285	Allegheny Cas Co	39,501	22,602	16810	American Mercury Ins Co	367,725	162,961
12963	21st Century Ins Co	912,613	902,595	35300	Allianz Global Risks US Ins Co	4,345,353	1,862,164	15911	American Mining Ins Co	34,912	25,100
32220	21st Century N Amer Ins Co	582,977	556,498	22730	Allied World Ins Co	1,749,570	1,082,334	23469	American Modern Home Ins Co	1,277,226	436,071
36587	21st Century Natl Ins Co	24,696	24,127	10690	Allied World Natl Assur Co	294,658	134,220	42722	American Modern Prop & Cas Ins Co	19,869	16,766
23795	21st Century Pacific Ins Co	44,492	43,811	16624	Allied World Specialty Ins Co	786,673	405,690	38652	American Modern Select Ins Co	292,808	52,731
20796	21st Century Premier Ins Co	282,160	279,513	10212	Allmerica Fin Alliance Ins Co	19,836	19,820	28401	American Natl Prop & Cas Co	1,275,621	635,854
23833	21st Century Security Ins Co	198,310	195,680	41840	Allmerica Fin Benefit Ins Co	37,320	37,274	12190	American Pet Ins Co	43,490	26,068
22896	Aca Fin Guar Corp	330,018	41,166	29688	Allstate Fire & Cas Ins Co	215,706	211,169	19615	American Reliable Ins Co	260,699	88,324
31325	Acadia Ins Co	156,702	51,946	19240	Allstate Ind Co	121,869	119,606	19631	American Road Ins Co	642,209	251,100
20010	Acceptance Ind Ins Co	257,638	123,769	19232	Allstate Ins Co	43,271,170	15,318,272	39969	American Safety Cas Ins Co	153,284	127,415
12304	Accident Fund Gen Ins Co	255,591	65,203	36455	Allstate Northbrook Ind Co	42,541	42,195	42978	American Security Ins Co	1,584,935	558,845
10166	Accident Fund Ins Co of Amer	2,780,497	813,828	17230	Allstate Prop & Cas Ins Co	245,269	228,850	17965	American Sentinel Ins Co	32,298	15,818
12305	Accident Fund Natl Ins Co	242,453	70,493	37907	Allstate Vehicle & Prop Ins Co	50,255	48,871	42897	American Serv Ins Co Inc	144,532	51,118
26379	Accredited Surety & Cas Co Inc	25,735	21,639	32450	ALPS Prop & Cas Ins Co	111,649	37,146	41998	American Southern Home Ins Co	163,125	44,709
22667	Ace Amer Ins Co	12,073,965	2,578,818	21296	Alterra Amer Ins Co	454,766	157,199	19704	American States Ins Co	138,461	128,102
20702	Ace Fire Underwriters Ins Co	109,351	74,979	18708	Ambac Assur Corp	4,824,376	624,795	37214	American States Preferred Ins Co	22,823	21,712
20699	Ace Prop & Cas Ins Co	7,748,830	1,995,896	19720	American Alt Ins Corp	550,779	199,459	31380	American Surety Co	14,552	10,256
19984	ACIG Ins Co	427,404	114,155	21849	American Automobile Ins Co	231,985	174,603	40142	American Zurich Ins Co	314,257	226,302
22950	Acstar Ins Co	57,071	26,344	10111	American Bankers Ins Co Of FL	1,877,636	483,249	27898	Americas Ins Co	23,522	8,784
44318	Admiral Ind Co	57,577	40,763	40789	American Business & Mercantile Ins M	63,614	29,947	12504	Ameriprise Ins Co	47,980	46,222
40517	Advantage Workers Comp Ins Co	110,483	52,829	20427	American Cas Co Of Reading PA	150,834	150,797	19488	Amerisure Ins Co	785,856	238,684
33898	Aegis Security Ins Co	111,730	56,444	19941	American Commerce Ins Co	329,898	104,846	23396	Amerisure Mut Ins Co	2,124,488	875,180
36153	Aetna Ins Co of CT	15,849	15,301	10216	American Contractors Ind Co	324,842	113,049	11050	Amerisure Partners Ins Co	78,549	23,884
10014	Affiliated Fm Ins Co	2,589,257	1,479,589	19690	American Economy Ins Co	72,945	66,615	27928	Amex Assur Co	256,278	184,323
22837	AGCS Marine Ins Co	314,485	146,321	37990	American Empire Ins Co	47,172	21,204	42390	Amguard Ins Co	478,905	117,363
40258	AIG Assur Co	34,285	32,544	43117	American Equity Ins Co	100,510	100,218	19976	Amica Mut Ins Co	4,961,852	2,611,264
19402	AIG Prop Cas Co	4,730,194	1,312,825	23450	American Family Home Ins Co	544,256	183,902	15954	AmTrust Ins Co of KS Inc	67,818	24,692
13694	AIG Structured Mortgage Ins Co	10,036	10,022	24066	American Fire & Cas Co	41,199	39,525	30830	Arch Ind Ins Co	67,808	26,048
34886	AIOI Nissay Dowa Ins Co Of Amer	135,571	60,503	26247	American Guar & Liab Ins	277,325	180,291	11150	Arch Ins Co	3,545,425	826,539
19399	AIU Ins Co	72,020	67,731	43494	American Hallmark Ins Co Of TX	375,858	139,237	29114	ARCH Mortgage Assur Co	14,116	13,877
10957	Alamance Ins Co	485,265	373,799	39152	American Hlthcare Ind Co	23,568	21,285	18732	Arch Mortgage Guar Co	50,918	49,577
38733	Alaska Natl Ins Co	889,028	387,824	19380	American Home Assur Co	26,103,896	6,640,800	40266	ARCH Mortgage Ins Co	436,419	134,485

ADMITTED COMPANIES 2015 - PROPERTY/CASUALTY (\$'000)

NAIC #	Company Name	Assets	Surplus	NAIC #	Company Name	Assets	Surplus	NAIC #	Company Name	Assets	Surplus
10348	Arch Reins Co	1,904,938	1,201,433	29580	Berkley Regional Ins Co	711,647	679,923	10019	Clearwater Select Ins Co	1,192,188	476,897
16926	Areca Ins Exch	28,144	20,285	13070	Berkshire Hathaway Assur Corp	2,176,461	1,449,302	31887	Coface N Amer Ins Co	142,707	56,745
19860	Argonaut Great Central Ins Co	48,672	25,010	10391	Berkshire Hathaway Direct Ins Co	124,004	112,355	36552	Coliseum Reins Co	282,022	185,267
19801	Argonaut Ins Co	1,268,864	416,063	20044	Berkshire Hathaway Homestate Ins Co	2,175,046	1,167,698	34347	Colonial Amer Cas & Surety Co	23,780	22,315
19828	Argonaut Midwest Ins Co	48,335	16,660	22276	Berkshire Hathaway Specialty Ins Co	3,371,587	3,044,111	10758	Colonial Surety Co	54,156	31,622
41459	Armed Forces Ins Exch	142,850	76,112	20095	BITCO Gen Ins Corp	820,842	275,146	36927	Colony Specialty Ins Co	64,128	20,183
24678	Arrowood Ind Co	1,353,999	230,835	22250	BlueShore Ins Co	54,768	15,993	27812	Columbia Ins Co	19,102,373	14,197,367
43460	Aspen Amer Ins Co	504,938	268,547	27081	Bond Safeguard Ins Co	82,879	36,062	19410	Commerce & Industry Ins Co	4,142,736	973,983
21865	Associated Ind Corp	110,811	87,098	13528	Brotherhood Mut Ins Co	542,036	229,066	10220	Commonwealth Ins Co Of Amer	11,542	9,315
19305	Assurance Co Of Amer	24,646	21,086	14380	Build Amer Mut Assur Co	479,611	437,271	12177	Compwest Ins Co	245,570	127,717
30180	Assured Guar Corp	3,066,922	1,365,288	20117	California Cas Ind Exch	582,282	284,330	32190	Constitution Ins Co	23,612	17,191
18287	Assured Guar Municipal Corp	5,788,476	2,440,809	38865	California Ins Co	751,240	468,839	20443	Continental Cas Co	43,531,437	10,723,262
29033	Atain Ins Co	77,180	47,761	12260	Campmed Cas & Ind Co Inc	20,490	20,466	35289	Continental Ins Co	1,666,862	1,469,270
20931	Atlanta Intl Ins Co	43,269	20,158	10472	Capitol Ind Corp	478,842	225,536	10804	Continental Western Ins Co	206,437	90,007
27154	Atlantic Specialty Ins Co	2,340,296	622,335	19348	Capson Physicians Ins Co	26,613	7,384	37206	Contractors Bonding & Ins Co	203,141	114,262
25422	Atradius Trade Credit Ins Co	112,034	66,606	10510	Carolina Cas Ins Co	180,804	99,111	10499	Corepointe Ins Co	138,397	56,828
37001	ATX Premier Insurance Company	9,546	4,670	11255	Caterpillar Ins Co	650,315	286,647	20982	Country Cas Ins Co	81,260	68,854
13412	Austin Mut Ins Co	53,010	39,947	24503	Catlin Ind Co	122,325	63,593	20990	Country Mut Ins Co	4,295,683	2,071,970
19062	Automobile Ins Co Of Hartford CT	1,000,829	322,383	19518	Catlin Ins Co	260,432	52,477	21008	Country Pref Ins Co	228,117	66,207
10367	Avemco Ins Co	78,438	47,226	34274	Central States Ind Co Of Omaha	417,290	354,950	26492	Courtesy Ins Co	764,819	360,104
29530	AXA Art Ins Corp	26,057	17,742	34649	Centre Ins Co	90,087	49,940	18961	Crestbrook Ins Co	116,457	88,086
33022	AXA Ins Co	208,478	119,812	20710	Century Ind Co	846,130	25,000	31348	Crum & Forster Ind Co	50,255	16,048
37273	Axis Ins Co	1,488,041	565,080	26905	Century Natl Ins Co	594,055	367,543	10921	CSAA Fire & Cas Ins Co	98,240	45,236
20370	AXIS Reins Co	2,863,345	860,859	25615	Charter Oak Fire Ins Co	922,937	255,654	37770	CSAA Gen Ins Co	287,182	148,433
15610	AXIS Specialty Ins Co	67,031	52,749	22810	Chicago Ins Co	93,723	61,184	10847	Cumis Ins Society Inc	1,711,812	800,467
24813	Balboa Ins Co	106,424	77,306	12777	Chubb Ind Ins Co	374,137	150,762	21164	Dairyland Ins Co	1,239,563	482,015
33162	Bankers Ins Co	150,510	76,680	10052	Chubb Natl Ins Co	329,884	152,353	16705	Dealers Assur Co	98,184	56,173
18279	Bankers Standard Ins Co	470,568	153,303	18767	Church Mut Ins Co	1,643,868	585,071	18813	Dentists Benefits Ins Co	18,515	12,314
38245	BCS Ins Co	272,207	161,316	22004	CIM Ins Corp	17,913	17,414	40975	Dentists Ins Co	330,222	178,359
37540	Beazley Ins Co Inc	283,000	119,150	28665	Cincinnati Cas Co	377,671	336,503	12718	Developers Surety & Ind Co	138,773	90,008
21970	Bedivere Ins Co	288,885	101,714	10677	Cincinnati Ins Co	11,194,177	4,412,431	42048	Diamond State Ins Co	130,008	58,277
41394	Benchmark Ins Co	214,604	66,254	31534	Citizens Ins Co Of Amer	1,526,388	660,361	36463	Discover Prop & Cas Ins Co	132,764	63,154
32603	Berkley Ins Co	17,109,329	5,295,559	20532	Clarendon Natl Ins Co	933,388	209,760	34495	Doctors Co An Interins Exch	3,585,360	1,808,904
38911	Berkley Natl Ins Co	95,477	50,493	25070	Clearwater Ins Co	1,219,061	304,499	14702	Eastguard Ins Co	109,330	36,377

ADMITTED COMPANIES 2015 - PROPERTY/CASUALTY (\$000)

NAIC #	Company Name	Assets	Surplus	NAIC #	Company Name	Assets	Surplus	NAIC #	Company Name	Assets	Surplus
22926	Economy Fire & Cas Co	477,756	375,452	37710	First Amer Prop & Cas Ins Co	97,089	40,648	26832	Great Amer Alliance Ins Co	29,858	29,805
21261	Electric Ins Co	1,507,785	545,548	29980	First Colonial Ins Co	374,180	159,725	26344	Great Amer Assur Co	19,506	19,505
21326	Empire Fire & Marine Ins Co	75,142	40,601	11177	First Fin Ins Co	544,201	423,749	16691	Great Amer Ins Co	6,110,911	1,550,906
20648	Employers Fire Ins Co	13,361	10,943	33588	First Liberty Ins Corp	23,011	22,371	22136	Great Amer Ins Co of NY	48,281	48,268
21458	Employers Ins of Wausau	5,477,231	1,514,389	24724	First Natl Ins Co Of Amer	55,525	55,382	31135	Great Amer Security Ins Co	16,751	16,750
21415	Employers Mut Cas Co	2,890,563	1,276,288	13978	Florists Mut Ins Co	125,489	23,653	33723	Great Amer Spirit Ins Co	18,443	18,424
15130	Encompass Ind Co	27,623	25,746	11185	Foremost Ins Co Grand Rapids MI	2,172,212	1,093,214	25224	Great Divide Ins Co	224,668	68,103
10641	Endurance Amer Ins Co	1,227,427	262,667	11800	Foremost Prop & Cas Ins Co	64,104	17,869	18694	Great Midwest Ins Co	211,106	107,575
11551	Endurance Reins Corp of Amer	1,642,876	739,318	41513	Foremost Signature Ins Co	74,105	19,926	20303	Great Northern Ins Co	1,647,473	469,230
11232	Enumclaw Prop & Cas Ins Co	8,208	7,903	10801	Fortress Ins Co	132,178	61,011	26654	Great Northwest Ins Co	20,080	6,877
13634	Essent Guar Inc	1,072,558	522,172	22209	Freedom Specialty Ins Co	50,723	12,630	11371	Great West Cas Co	1,953,071	586,242
37915	Essentia Ins Co	67,022	30,368	21253	Garrison Prop & Cas Ins Co	1,707,730	655,336	22322	Greenwich Ins Co	1,088,281	350,404
25712	Esurance Ins Co	178,985	162,441	28339	Gateway Ins Co	64,398	18,809	36650	Guarantee Co Of N Amer USA	206,802	169,553
20516	Euler Hermes N Amer Ins Co	399,375	146,101	14138	GEICO Advantage Ins Co	1,011,400	532,756	15032	Guideone Mut Ins Co	1,232,047	464,107
10120	Everest Natl Ins Co	740,506	135,327	41491	Geico Cas Co	2,605,876	929,776	34037	Hallmark Ins Co	288,644	102,447
26921	Everest Reins Co	9,979,640	3,210,891	14139	GEICO Choice Ins Co	600,922	295,705	26611	Hamilton Ins Co	26,571	21,504
12750	Evergreen Natl Ind Co	44,556	30,546	35882	Geico Gen Ins Co	209,496	141,377	36064	Hanover Amer Ins Co	29,889	29,839
24961	Everspan Fin Guar Corp	225,032	222,881	22055	Geico Ind Co	7,138,705	4,075,932	22292	Hanover Ins Co	6,926,339	2,188,041
35181	Executive Risk Ind Inc	3,068,193	1,267,144	37923	GEICO Marine Ins Co	85,207	48,482	26433	Harco Natl Ins Co	323,468	164,658
21482	Factory Mut Ins Co	15,682,896	10,546,654	14137	GEICO Secure Ins Co	417,537	269,065	23582	Harleysville Ins Co	137,251	25,676
35157	Fair Amer Ins & Reins Co	256,926	241,823	24414	General Cas Co Of WI	695,355	317,878	22357	Hartford Accident & Ind Co	11,521,715	3,276,622
31925	Falls Lake Natl Ins Co	299,501	57,180	24732	General Ins Co Of Amer	108,306	105,675	29424	Hartford Cas Ins Co	2,249,932	904,395
41483	Farmington Cas Co	1,005,371	291,328	22039	General Reins Corp	15,320,457	11,050,514	19682	Hartford Fire In Co	25,426,329	13,440,523
20281	Federal Ins Co	32,240,565	13,278,705	39322	General Security Natl Ins Co	334,434	124,530	37478	Hartford Ins Co Of The Midwest	595,620	473,308
13935	Federated Mut Ins Co	5,076,210	2,862,425	11967	General Star Natl Ins Co	223,345	166,419	11452	Hartford Steam Boil Inspec & Ins Co	1,293,018	635,776
11118	Federated Rural Electric Ins Exch	494,982	177,269	11231	Generali Us Branch	59,677	27,469	29890	Hartford Steam Boil Inspec Ins Co CT	83,070	44,453
28304	Federated Serv Ins Co	455,753	211,171	38962	Genesis Ins Co	181,586	119,387	30104	Hartford Underwriters Ins Co	1,590,017	608,818
39306	Fidelity & Deposit Co Of MD	210,199	169,696	37095	Genworth Financial Assur Corp	7,259	7,220	41343	HDI Gerling Amer Ins Co	268,182	132,717
35386	Fidelity & Guar Ins Co	20,636	19,292	38458	Genworth Mortgage Ins Corp	2,627,141	1,073,117	32077	Heritage Cas Ins Co	64,436	64,012
25879	Fidelity & Guar Ins Underwriters Inc	149,757	86,205	16675	Genworth Mortgage Ins Corp Of NC	335,587	148,802	39527	Heritage Ind Co	155,333	38,936
21075	Financial Amer Prop & Cas Ins Co	15,556	8,967	10799	Geovera Ins Co	85,569	26,997	10200	Hiscox Ins Co Inc	190,251	61,317
31453	Financial Pacific Ins Co	227,474	102,051	22063	Government Employees Ins Co	24,036,210	13,930,460	17221	Homesite Ins Co	134,146	85,770
21873	Firemans Fund Ins Co	5,500,377	1,296,321	23809	Granite State Ins Co	33,845	31,405	13927	Homesite Ins Co Of The Midwest	339,603	100,714
21784	Firemens Ins Co Of Washington DC	95,253	32,159	36307	Gray Ins Co	286,447	105,102	22578	Horace Mann Ins Co	447,522	186,381

ADMITTED COMPANIES 2015 - PROPERTY/CASUALTY (\$000)

NAIC #	Company Name	Assets	Surplus	NAIC #	Company Name	Assets	Surplus	NAIC #	Company Name	Assets	Surplus
22756	Horace Mann Prop & Cas Ins Co	287,602	122,783	33600	LM Ins Corp	119,636	115,212	22551	Mitsui Sumitomo Ins USA Inc	132,909	62,380
25054	Hudson Ins Co	1,082,816	457,868	32352	LM Prop & Cas Ins Co	64,551	35,752	29858	Mortgage Guar Ins Corp	4,274,847	1,573,890
29068	IDS Prop Cas Ins Co	1,661,810	683,603	35769	Lyndon Prop Ins Co	364,334	154,985	16187	Mosaic Ins Co	16,438	15,084
35246	Illinois Ins Co	43,204	28,770	10051	Lyndon Southern Ins Co	130,819	42,622	22012	Motors Ins Corp	2,077,381	746,810
23817	Illinois Natl Ins Co	41,525	37,879	11054	Maiden Reins N Amer Inc	1,239,951	294,338	10227	Munich Reins Amer Inc	17,497,922	4,957,392
35408	Imperium Ins Co	382,451	177,870	36897	Manufacturers Alliance Ins Co	182,878	59,189	13559	Municipal Assur Cor	1,509,306	729,508
25550	Indemnity Co Of CA	20,327	15,543	23876	Mapfre Ins Co	78,067	21,904	14761	Mutual Of Enumclaw Ins Co	696,997	290,027
43575	Indemnity Ins Co Of North Amer	438,557	120,724	28932	Markel Amer Ins Co	329,313	136,462	23663	National Amer Ins Co	188,488	65,541
26581	Independence Amer Ins Co	115,950	63,412	10829	Markel Global Reins Co	1,546,414	727,130	11991	National Cas Co	288,523	134,077
14265	Indiana Lumbermens Mut Ins Co	52,157	15,122	38970	Markel Ins Co	1,459,208	352,871	10243	National Continental Ins Co	138,976	51,704
22268	Infinity Ins Co	1,992,728	652,776	19356	Maryland Cas Co	165,841	155,134	16217	National Farmers Union Prop & Cas	139,590	43,271
22713	Insurance Co of N Amer	883,791	233,564	22306	Massachusetts Bay Ins Co	64,231	64,217	20478	National Fire Ins Co Of Hartford	125,166	125,099
19429	Insurance Co Of The State Of PA	223,876	77,185	10784	Maxum Cas Ins Co	51,916	18,214	42447	National Gen Assur Co	39,848	16,819
27847	Insurance Co Of The West	1,916,957	753,315	12041	MBIA Ins Corp	796,842	609,094	23728	National Gen Ins Co	53,559	26,294
22780	Integon Gen Ins Corp	30,896	6,305	32433	Medical Ins Exch Of CA	390,615	173,676	11044	National General Ins Online Inc	36,536	11,340
22772	Integon Ind Corp	67,264	37,316	11843	Medical Protective Co	2,790,356	1,570,791	20087	National Ind Co	161,776,679	89,828,619
29742	Integon Natl Ins Co	2,339,490	448,339	22241	Medmarc Cas Ins Co	260,399	184,080	32620	National Interstate Ins Co	1,200,140	295,596
11592	International Fidelity Ins Co	203,095	83,877	11030	Memic Ind Co	385,856	125,643	20052	National Liab & Fire Ins Co	2,377,333	957,084
10749	Intrepid Ins Co	33,547	29,531	31968	Merastar Ins Co	32,242	11,438	13695	National Mortgage Ins Corp	487,699	366,890
23647	Ironshore Ind Inc	359,823	153,969	14494	Merchants Bonding Co a Mut	160,467	96,894	23825	National Public Finance Guar Corp	4,676,577	2,477,543
11630	Jefferson Ins Co	78,273	51,971	11595	Merchants Natl Bonding Inc	24,150	12,294	22608	National Specialty Ins Co	78,540	46,019
14354	Jewelers Mut Ins Co	365,317	226,470	23353	Meridian Security Ins Co	116,859	70,331	21881	National Surety Corp	212,815	140,099
10885	Key Risk Ins Co	47,399	29,808	25321	Metropolitan Drt Prop & Cas Ins Co	129,389	31,217	19445	National Union Fire Ins Co Of Pitts	26,764,168	6,682,831
13722	Knightbrook Ins Co	207,186	46,360	34339	Metropolitan Grp Prop & Cas Ins Co	651,110	379,166	26093	Nationwide Affinity Co of Amer	407,672	12,586
20621	Lamorak Ins Co	26,420	23,309	22594	MGIC Assur Corp Gen Account	6,741	6,535	10723	Nationwide Assur Co	144,088	60,957
26077	Lancer Ins Co	632,710	182,989	18740	MGIC Ind Corp	136,939	91,024	23760	Nationwide Gen Ins Co	346,985	22,716
37940	Lexington Natl Ins Corp	55,732	16,911	38660	MIC Gen Ins Corp	43,226	19,042	25453	Nationwide Ins Co Of Amer	484,375	152,284
13307	Lexon Ins Co	209,969	52,568	38601	MIC Prop & Cas Ins Corp	92,001	54,084	23779	Nationwide Mut Fire Ins Co	5,938,418	2,604,333
32760	Liberty Amer Select Ins Co	8,251	8,191	23434	Middlesex Ins Co	695,165	249,861	23787	Nationwide Mut Ins Co	35,923,712	12,315,875
42404	Liberty Ins Corp	244,777	239,657	27138	Midvale Ind Co	13,379	12,788	37877	Nationwide Prop & Cas Ins Co	624,184	47,588
19917	Liberty Ins Underwriters Inc	214,324	125,640	23612	Midwest Employers Cas Co	140,066	102,726	42307	Navigators Ins Co	2,568,520	950,266
23035	Liberty Mut Fire Ins Co	5,477,772	1,398,991	26662	Milwaukee Cas Ins Co	70,256	22,227	15865	NCMIC Ins Co	713,012	261,731
23043	Liberty Mut Ins Co	42,343,217	15,815,268	42234	Minnesota Lawyers Mut Ins Co	168,591	79,310	24171	Netherlands Ins Co The	92,015	86,613
41939	Liberty Northwest Ins Corp	66,179	53,798	20362	Mitsui Sumitomo Ins Co of Amer	904,316	335,312	21830	New England Ins Co	37,715	35,195

ADMITTED COMPANIES 2015 - PROPERTY/CASUALTY (\$'000)

NAIC #	Company Name	Assets	Surplus	NAIC #	Company Name	Assets	Surplus	NAIC #	Company Name	Assets	Surplus
23841	New Hampshire Ins Co	239,032	79,594	10222	PACO Assur Co Inc	70,323	33,499	11851	Progressive Advanced Ins Co	395,957	167,406
12130	New South Ins Co	54,558	7,632	20338	Palomar Specialty Ins Co	103,558	69,622	24260	Progressive Cas Ins Co	6,245,560	1,610,092
16608	New York Marine & Gen Ins Co	1,191,894	379,231	38636	Partner Reins Co Of The US	4,865,942	1,405,080	42994	Progressive Classic Ins Co	348,823	99,452
33200	Norcal Mut Ins Co	1,610,512	670,148	11835	PartnerRe Amer Ins Co	375,829	128,354	12879	Progressive Commercial Cas Co	8,130	8,095
31470	Norguard Ins Co	615,676	166,221	25755	Peachtree Cas Ins Co	26,385	7,193	16322	Progressive Direct Ins Co	5,835,293	1,783,103
29700	North Amer Elite Ins Co	129,098	34,517	18139	Peak Prop & Cas Ins Corp	45,997	38,977	24279	Progressive Max Ins Co	433,920	138,501
29874	North Amer Specialty Ins Co	576,749	395,346	18333	Peerless Ind Ins Co	190,851	183,675	38628	Progressive Northern Ins Co	1,408,390	396,858
23892	North Pacific Ins Co	7,837	7,791	24198	Peerless Ins Co	13,172,392	3,316,750	42919	Progressive Northwestern Ins Co	1,372,011	396,180
27740	North Pointe Ins Co	93,837	24,977	32859	Penn Amer Ins Co	155,000	83,144	37834	Progressive Preferred Ins Co	705,545	198,709
21105	North River Ins Co	1,030,465	306,237	14974	Pennsylvania Lumbermens Mut Ins	457,198	106,249	32786	Progressive Specialty Ins Co	864,749	266,396
19372	Northern Ins Co Of NY	34,996	31,063	12262	Pennsylvania Manufacturers Assoc Ins	821,901	251,735	34690	Property & Cas Ins Co Of Hartford	235,556	107,829
24031	Northland Cas Co	107,734	37,040	41424	Pennsylvania Manufacturers Ind Co	193,933	69,494	10638	Proselect Ins Co	82,605	24,484
42552	Nova Cas Co	94,309	91,764	14990	Pennsylvania Natl Mut Cas Ins Co	1,233,630	571,413	12416	Protective Ins Co	753,493	389,427
39608	Nutmeg Ins Co	706,647	530,621	37648	Permanent Gen Assur Corp	313,075	112,691	24295	Providence Washington Ins Co	214,830	75,165
34630	Oak River Ins Co	594,700	200,432	12297	Petroleum Cas Co	33,391	22,830	15059	Public Serv Ins Co	465,906	57,933
14190	OBI Natl Ins Co	13,139	13,116	13714	Pharmacists Mut Ins Co	269,087	105,778	39217	QBE Ins Corp	2,134,478	735,672
23248	Occidental Fire & Cas Co Of NC	542,241	145,462	18058	Philadelphia Ind Ins Co	7,361,508	2,047,521	23752	Quanta Ind Co	40,801	19,949
23680	Odyssey Reins Co	7,308,174	3,288,510	12319	Philadelphia Reins Corp	7,563	6,712	22705	R&Q Reins Co	138,744	18,043
35602	Ohic Ins Co	97,135	55,941	25623	Phoenix Ins Co	4,175,204	1,746,037	33790	Radian Guar Inc	4,008,988	1,686,513
24074	Ohio Cas Ins Co	5,578,553	1,637,430	40738	Physicians Ins A Mut Co	471,049	219,956	30872	Radian Mortgage Assur Inc	8,132	8,101
26565	Ohio Ind Co	145,236	45,488	40312	Pioneer Specialty Ins Co	60,956	25,765	11673	Redwood Fire & Cas Ins Co	1,427,958	552,782
24082	Ohio Security Ins Co	16,092	15,474	26794	Plans Liab Ins Co	77,929	33,574	24449	Regent Ins Co	150,118	28,575
24139	Old Republic Gen Ins Corp	2,004,035	500,170	10817	Plateau Cas Ins Co	40,232	20,343	22179	Republic Ind Co Of Amer	2,292,359	537,285
24147	Old Republic Ins Co	2,668,771	1,033,986	18619	Platte River Ins Co	127,763	42,224	43753	Republic Ind Co of CA	32,921	31,608
35424	Old Republic Security Assur Co	1,092,490	184,265	30945	Plaza Ins Co	61,889	26,787	28452	Republic Mortgage Ins Co	731,840	23,371
37060	Old United Cas Co	540,090	184,054	10287	PMI Ins Co	104,480	63,393	32174	Republic Mortgage Ins Co Of FL	24,526	7,683
12254	Omaha Ind Co	14,444	12,350	27251	PMI Mortgage Ins Co	1,028,206	-1,481,845	31275	Republic Mortgage Ins Of NC	179,805	14,174
34940	Omni Ind Co	61,421	23,781	14460	Podiatry Ins Co Of Amer	308,398	124,350	31089	Repwest Ins Co	302,910	158,376
39098	Omni Ins Co	178,818	65,898	37257	Praetorian Ins Co	870,869	243,929	43044	Response Ins Co	37,925	35,131
15385	OneCIS Ins Co	22,825	20,361	36234	Preferred Professional Ins Co	295,126	156,868	26050	Response Worldwide Ins Co	11,122	11,081
23922	Oregon Automobile Ins Co	8,199	7,786	12873	Privilege Underwriters Recp Exch	325,048	98,607	36684	Riverport Ins Co	122,618	39,286
22748	Pacific Employers Ins Co	3,541,625	1,240,372	33391	ProAssurance Ind Co Inc	1,382,628	556,332	13056	RLI Ins Co	1,725,093	865,268
20346	Pacific Ind Co	6,916,030	2,930,246	21903	Procentury Ins Co	173,385	43,261	42706	Roche Surety & Cas Co Inc	23,804	9,405
37850	Pacific Specialty Ins Co	304,904	132,963	25585	Professionals Direct Ins Co	22,822	22,800	35505	Rockwood Cas Ins Co	248,359	88,862

ADMITTED COMPANIES 2015 - PROPERTY/CASUALTY (\$'000)

NAIC #	Company Name	Assets	Surplus	NAIC #	Company Name	Assets	Surplus	NAIC #	Company Name	Assets	Surplus
22314	RSUI Ind Co	3,328,975	1,481,565	19070	Standard Fire Ins Co	3,583,925	1,185,543	28886	Transguard Ins Co Of Amer Inc	237,941	124,272
39039	Rural Comm Ins Co	3,680,001	693,824	18023	Star Ins Co	946,435	314,106	20494	Transportation Ins Co	83,861	83,776
23132	RVI Amer Ins Co	104,967	73,109	40045	Starnet Ins Co	219,272	114,304	19038	Travelers Cas & Surety Co	16,273,611	6,376,267
24740	Safeco Ins Co Of Amer	4,356,907	1,393,360	38318	Starr Ind & Liab Co	4,001,999	1,847,566	31194	Travelers Cas & Surety Co Of Amer	4,184,904	2,103,596
39012	Safeco Ins Co Of IL	185,425	180,566	25496	StarStone Natl Ins Co	249,249	92,803	36170	Travelers Cas Co Of CT	320,646	93,003
11215	Safeco Ins Co Of IN	15,005	14,991	25127	State Auto Prop & Cas Ins Co	2,355,610	655,350	19046	Travelers Cas Ins Co Of Amer	1,942,210	585,955
11123	Safety First Ins Co	69,026	65,094	25135	State Automobile Mut Ins Co	2,386,410	824,666	40282	Travelers Commercial Cas Co	323,862	97,187
15105	Safety Natl Cas Corp	5,611,303	1,526,972	25143	State Farm Fire & Cas Co	35,495,691	14,196,771	36137	Travelers Commercial Ins Co	346,619	97,793
12521	Safeway Ins Co	463,626	302,059	25151	State Farm Gen Ins Co	6,918,653	3,991,207	41750	Travelers Constitution State Ins Co	203,638	63,813
40460	Sagamore Ins Co	156,717	125,074	25178	State Farm Mut Auto Ins Co	138,494,733	82,630,733	25658	Travelers Ind Co	20,817,834	6,844,590
30058	Scor Reins Co	2,749,194	962,191	12831	State Natl Ins Co Inc	319,311	229,830	25666	Travelers Ind Co Of Amer	611,696	190,734
15580	Scottsdale Ind Co	79,284	37,711	25180	Stillwater Ins Co	317,288	162,098	25682	Travelers Ind Co Of CT	1,075,714	354,366
15563	SeaBright Ins Co	42,082	25,548	16578	Stillwater Prop & Cas Ins Co	118,356	110,199	25674	Travelers Prop Cas Co Of Amer	848,386	443,856
10054	Securian Cas Co	224,112	112,862	10340	Stonington Ins Co	137,652	35,020	36161	Travelers Prop Cas Ins Co	243,843	73,011
19879	Security Natl Ins Co	991,422	149,542	40436	Stratford Ins Co	147,750	83,032	31003	Tri State Ins Co Of MN	42,243	32,140
22233	Select Ins Co	76,451	75,865	10909	Sun Surety Ins Co	18,553	8,798	41211	Triton Ins Co	463,598	180,771
12572	Selective Ins Co Of Amer	2,140,672	520,778	10838	Sunderland Marine Mut Co Ltd	10,415	3,002	41106	Triumphe Cas Co	57,400	19,099
10936	Seneca Ins Co Inc	199,535	138,373	10916	Suretec Ins Co	220,872	86,560	21709	Truck Ins Exch	2,164,805	624,148
11000	Sentinel Ins Co Ltd	241,844	168,432	12157	Sussex Ins Co	843,226	147,717	27120	Trumbull Ins Co	219,658	96,898
12870	Sentrui Cas Co	168,571	45,364	25364	Swiss Reins Amer Corp	12,795,517	3,581,066	29459	Twin City Fire Ins Co Co	653,198	286,639
28460	Sentry Cas Co	272,519	71,887	12866	T H E Ins Co	192,540	67,137	40126	Umialik Ins Co	54,219	23,216
24988	Sentry Ins A Mut Co	7,214,573	4,404,288	22683	Teachers Ins Co	340,025	148,083	41050	Underwriter for the Professions Ins	298,686	68,005
21180	Sentry Select Ins Co	679,070	231,964	42376	Technology Ins Co Inc	1,981,483	478,727	25747	Unigard Ins Co	333,505	114,635
36560	Service Ins Co	49,347	37,320	29513	The Bar Plan Mut Ins Co	44,065	17,287	25844	Union Ins Co	118,621	29,680
38776	Sirius Amer Ins Co	1,387,644	517,579	23280	The Cincinnati Ind Co	124,382	87,756	11770	United Financial Cas Co	2,507,594	554,736
38997	Sompo Japan Fire & Mar Ins Co Amer	77,471	74,992	41769	The Travelers Cas Co	203,825	63,967	13021	United Fire & Cas Co	1,777,893	722,404
11126	Sompo Japan Ins Co of Amer	1,177,586	488,726	25534	TIG Ins Co	1,924,235	562,861	26999	United Guar Mortgage Ind Co	439,492	283,909
12294	Southwest Marine & Gen Ins Co	136,407	61,768	13242	Titan Ind Co	235,865	156,690	15873	United Guar Residential Ins Co	3,550,417	1,351,271
20613	Sparta Ins Co	346,904	120,982	32301	TNUS Ins Co	62,454	55,257	16667	United Guar Residential Ins Co of NC	477,199	449,876
24376	Spinnaker Ins Co	33,905	33,184	10945	Tokio Marine Amer Ins Co	1,360,546	510,588	41335	United Natl Specialty Ins Co	54,675	19,971
24767	St Paul Fire & Marine Ins Co	18,297,397	5,563,272	37621	Toyota Motor Ins Co	493,812	229,110	25941	United Serv Automobile Assn	32,549,432	24,363,646
24775	St Paul Guardian Ins Co	79,062	25,211	41238	Trans Pacific Ins Co	72,986	51,540	25887	United States Fidelity & Guar Co	3,565,325	1,408,920
24791	St Paul Mercury Ins Co	347,257	124,945	10952	Transamerica Cas Ins Co	355,567	166,529	21113	United States Fire Ins Co	3,736,102	1,177,954
19224	St Paul Protective Ins Co	507,605	227,254	19453	Transatlantic Reins Co	13,834,910	4,816,933	25895	United States Liab Ins Co	897,218	559,221

ADMITTED COMPANIES 2015 - PROPERTY/CASUALTY (\$'000)

NAIC #	Company Name	Assets	Surplus	NAIC #	Company Name	Assets	Surplus
29157	United WI Ins Co	370,989	103,691	37885	XL Specialty Ins Co	462,209	132,714
16063	Unitrin Auto & Home Ins Co	86,452	36,780	30325	Zale Ind Co	51,973	16,601
13200	Universal Surety Of Amer	15,935	15,918	13269	Zenith Ins Co	1,908,832	621,672
41181	Universal Underwriters Ins Co	379,858	339,646	16535	Zurich Amer Ins Co	30,471,456	7,765,457
40843	Universal Underwriters Of TX Ins	15,974	9,367	27855	Zurich Amer Ins Co Of IL	48,209	34,477
29599	US Specialty Ins Co	1,792,797	525,724	Total Companies: 651		1,444,020,629	623,679,452
35416	Us Underwriters Ins Co	171,013	124,189				
25968	USAA Cas Ins Co	9,668,643	4,451,840				
18600	USAA Gen Ind Co	3,503,652	1,303,551				
25976	Utica Mut Ins Co	2,293,497	811,885				
20508	Valley Forge Ins Co	75,675	75,635				
21172	Vanliner Ins Co	374,302	130,796				
44768	Vantapro Specialty Ins Co	23,735	23,160				
20397	Vigilant Ins Co	514,827	306,232				
13137	Viking Ins Co Of WI	398,955	179,674				
40827	Virginia Surety Co Inc	1,147,037	363,636				
32778	Washington Intl Ins Co	101,810	76,969				
26069	Wausau Business Ins Co	35,227	28,635				
26042	Wausau Underwriters Ins Co	86,245	66,831				
25011	Wesco Ins Co	1,743,378	333,516				
44393	West Amer Ins Co	49,419	45,445				
10030	Westchester Fire Ins Co	1,797,867	731,375				
27502	Western Gen Ins Co	58,789	19,167				
24465	Western Natl Assur Co	60,421	25,554				
15377	Western Natl Mut Ins Co	845,547	390,562				
13188	Western Surety Co	1,823,700	1,323,338				
24112	Westfield Ins Co	2,594,427	1,092,439				
39845	Westport Ins Corp	4,692,986	1,505,290				
25780	Williamsburg Natl Ins Co	124,062	32,263				
31232	Work First Cas Co	38,936	10,419				
11523	Wright Natl Flood Ins Co	22,104	15,142				
40193	X L Ins Co Of NY	220,609	76,909				
24554	XL Ins Amer Inc	678,045	211,131				
20583	XL Reins Amer Inc	5,307,697	2,021,628				

PROPERTY/CASUALTY MARKET SHARE 2015 (\$'000)

Company Name	% of Market	Direct Premis Written
Homeowners Multiple Peril		
State Farm Fire & Cas Co	32.99%	54,109
Allstate Ins Co	13.00%	21,321
United Serv Automobile Assn	9.43%	15,463
Allstate Prop & Cas Ins Co	8.43%	13,822
Country Mut Ins Co	8.40%	13,770
Safeco Ins Co Of IN	7.06%	11,575
Umialik Ins Co	5.49%	9,006
USAA Cas Ins Co	3.87%	6,348
USAA Gen Ind Co	2.60%	4,269
Foremost Ins Co Grand Rapids MI	1.30%	2,125
Garrison Prop & Cas Ins Co	1.14%	1,875
Teachers Ins Co	1.10%	1,806
Horace Mann Ins Co	1.04%	1,710
Hartford Ins Co Of The Midwest	0.94%	1,540
Liberty Mut Fire Ins Co	0.90%	1,480
Occidental Fire & Cas Co Of NC	0.57%	937
American Bankers Ins Co Of FL	0.28%	466
Allstate Ind Co	0.21%	347
Safeco Ins Co Of Amer	0.21%	342
Armed Forces Ins Exch	0.21%	340

Company Name	% of Market	Direct Premis Written
Mortgage Guaranty		
Radian Guar Inc	30.38%	5,137
ARCH Mortgage Ins Co	25.25%	4,271
Mortgage Guar Ins Corp	15.23%	2,575
Genworth Mortgage Ins Corp	9.75%	1,649
United Guar Residential Ins Co	7.98%	1,350
Essent Guar Inc	7.34%	1,241
PMI Mortgage Ins Co	2.82%	477
Republic Mortgage Ins Co	0.90%	152
National Mortgage Ins Corp	0.33%	56
ARCH Mortgage Assur Co	0.01%	2

Financial Guaranty		
MBIA Ins Corp	50.50%	40
National Public Finance Guar Corp	49.50%	39

Company Name	% of Market	Direct Premis Written
Commercial Multiple Peril Liability		
Ohio Security Ins Co	10.69%	3,964
State Farm Fire & Cas Co	10.12%	3,753
Alaska Natl Ins Co	9.49%	3,518
Philadelphia Ind Ins Co	7.11%	2,634
Ohio Cas Ins Co	6.18%	2,290
West Amer Ins Co	6.14%	2,275
American Fire & Cas Co	4.24%	1,571
National Surety Corp	3.02%	1,121
Allstate Ins Co	2.77%	1,028
American Ins Co	2.61%	968
Markel Ins Co	2.41%	893
Illinois Natl Ins Co	2.02%	748
Country Mut Ins Co	1.90%	703
Associated Ind Corp	1.89%	701
Allstate Ind Co	1.84%	681
Church Mut Ins Co	1.80%	668
Travelers Ind Co	1.75%	648
Granite State Ins Co	1.67%	619
Firemans Fund Ins Co	1.52%	564
Travelers Prop Cas Co Of Amer	1.41%	521

Company Name	% of Market	Direct Premis Written
Commercial Multiple Peril Non-Liability		
State Farm Fire & Cas Co	15.53%	9,325
Alaska Natl Ins Co	10.05%	6,035
Ohio Security Ins Co	6.31%	3,786
Allstate Ins Co	5.62%	3,374
Allstate Ind Co	4.56%	2,738
Philadelphia Ind Ins Co	4.37%	2,621
West Amer Ins Co	3.98%	2,387
Ace Amer Ins Co	3.00%	1,802
American Fire & Cas Co	2.92%	1,754
Church Mut Ins Co	2.91%	1,750
Country Mut Ins Co	2.90%	1,741
Ohio Cas Ins Co	2.79%	1,677
National Surety Corp	2.51%	1,505
American Ins Co	2.37%	1,424
Zurich Amer Ins Co	1.88%	1,128
Illinois Natl Ins Co	1.76%	1,054
Associated Ind Corp	1.62%	971
Liberty Mut Ins Co	1.61%	964
Continental Cas Co	1.42%	852
Firemans Fund Ins Co	1.37%	825

PROPERTY/CASUALTY MARKET SHARE 2015 (\$'000)

Company Name	% of Market	Direct Prens Written
Fire Property		
Umialik Ins Co	15.15%	5,995
Zurich Amer Ins Co Of IL	10.96%	4,334
National Union Fire Ins Co Of Pitts	9.47%	3,746
American Reliable Ins Co	8.68%	3,432
Zurich Amer Ins Co	6.71%	2,653
Areca Ins Exch	5.31%	2,101
Alaska Natl Ins Co	4.77%	1,886
Insurance Co Of The State Of PA	4.20%	1,661
United Serv Automobile Assn	3.57%	1,412
Great Divide Ins Co	3.16%	1,249
Affiliated Fm Ins Co	2.98%	1,179
Safeco Ins Co Of Amer	2.74%	1,082
Factory Mut Ins Co	2.25%	889
Westchester Fire Ins Co	1.74%	689
American Security Ins Co	1.57%	621
Sompo Japan Ins Co of Amer	1.43%	568
Northland Cas Co	1.31%	519
Allianz Global Risks US Ins Co	1.31%	519
USAA Cas Ins Co	1.15%	457
Foremost Ins Co Grand Rapids MI	1.09%	429

Company Name	% of Market	Direct Prens Written
Allied Lines Property		
Umialik Ins Co	17.94%	4,260
Zurich Amer Ins Co Of IL	12.17%	2,890
Factory Mut Ins Co	8.74%	2,075
Zurich Amer Ins Co	7.88%	1,872
National Union Fire Ins Co Of Pitts	7.17%	1,703
United Serv Automobile Assn	6.50%	1,544
Alaska Natl Ins Co	5.48%	1,300
American Security Ins Co	4.54%	1,078
Safeco Ins Co Of Amer	3.35%	794
Great Divide Ins Co	2.87%	682
Affiliated Fm Ins Co	2.55%	606
American Reliable Ins Co	2.40%	571
Westchester Fire Ins Co	2.20%	522
USAA Cas Ins Co	2.00%	475
USAA Gen Ind Co	1.30%	309
Allianz Global Risks US Ins Co	1.13%	268
Foremost Ins Co Grand Rapids MI	1.09%	259
Westport Ins Corp	1.08%	256
Northland Cas Co	0.97%	230
Sompo Japan Ins Co of Amer	0.86%	204

Company Name	% of Market	Direct Prens Written
Federal Flood		
Allstate Ins Co	31.59%	556
Hartford Ins Co Of The Midwest	20.52%	361
USAA Gen Ind Co	13.96%	246
Wright Natl Flood Ins Co	9.57%	168
Homesite Ins Co	7.79%	137
Selective Ins Co Of Amer	7.63%	134
American Bankers Ins Co Of FL	5.36%	94
Rural Comm Ins Co	1.30%	23
Foremost Ins Co Grand Rapids MI	0.92%	16
New Hampshire Ins Co	0.59%	10
Harleysville Ins Co	0.28%	5
Service Ins Co	0.24%	4
Liberty Mut Fire Ins Co	0.10%	2
Hartford Underwriters Ins Co	0.09%	2
QBE Ins Corp	0.08%	1
National Interstate Ins Co	0.07%	1
Occidental Fire & Cas Co Of NC	0.04%	1
Metropolitan Grp Prop & Cas Ins Co	0.04%	1

Company Name	% of Market	Direct Prens Written
Farmowners Multiple Peril		
Country Mut Ins Co	98.06%	621
Markel Ins Co	1.94%	12

Crop Multiple Peril		
Rural Comm Ins Co	100.00%	83

PROPERTY/CASUALTY MARKET SHARE 2015 (\$'000)

Company Name	% of Market	Direct Prens Written
Ocean Marine		
Navigators Ins Co	13.34%	4,962
Sunderland Marine Mut Co Ltd	11.87%	4,418
Atlantic Specialty Ins Co	10.52%	3,915
United States Fire Ins Co	8.15%	3,033
Travelers Prop Cas Co Of Amer	7.93%	2,950
Liberty Mut Ins Co	7.08%	2,634
XL Specialty Ins Co	5.03%	1,872
AGCS Marine Ins Co	4.67%	1,736
National Cas Co	3.55%	1,321
National Union Fire Ins Co Of Pitts	3.39%	1,260
Continental Ins Co	2.95%	1,097
Endurance Amer Ins Co	2.49%	927
Markel Amer Ins Co	2.27%	845
Ace Amer Ins Co	2.01%	748
Zurich Amer Ins Co	1.90%	708
Hartford Fire In Co	1.74%	649
North Amer Specialty Ins Co	1.37%	511
St Paul Fire & Marine Ins Co	1.25%	463
New York Marine & Gen Ins Co	1.23%	458
Great Amer Ins Co	0.99%	370

Company Name	% of Market	Direct Prens Written
Inland Marine		
National Union Fire Ins Co Of Pitts	64.95%	93,096
Continental Cas Co	7.54%	10,812
State Farm Fire & Cas Co	2.48%	3,550
Factory Mut Ins Co	2.28%	3,275
Alaska Natl Ins Co	2.17%	3,112
Jefferson Ins Co	2.06%	2,953
Affiliated Fm Ins Co	1.64%	2,351
National Cas Co	1.23%	1,762
Travelers Prop Cas Co Of Amer	1.00%	1,437
Zurich Amer Ins Co	0.99%	1,423
Westchester Fire Ins Co	0.84%	1,202
AGCS Marine Ins Co	0.84%	1,199
American Zurich Ins Co	0.83%	1,190
Great Amer Ins Co of NY	0.70%	999
Allstate Ins Co	0.66%	942
Umialik Ins Co	0.64%	924
Argonaut Ins Co	0.61%	876
Allstate Prop & Cas Ins Co	0.53%	759
Progressive Direct Ins Co	0.52%	740
Safeco Ins Co Of Amer	0.44%	625

Company Name	% of Market	Direct Prens Written
Medical Malpractice		
Medical Ins Exch Of CA	57.80%	10,799
Norcal Mut Ins Co	23.73%	4,433
American Cas Co Of Reading PA	3.77%	705
Continental Cas Co	3.63%	679
NCMIC Ins Co	2.32%	434
Dentists Ins Co	1.95%	365
Doctors Co An Interins Exch	1.63%	305
Liberty Ins Underwriters Inc	1.14%	213
Podiatry Ins Co Of Amer	0.97%	181
Medical Protective Co	0.72%	135
Ace Amer Ins Co	0.42%	79
Fair Amer Ins & Reins Co	0.41%	76
Capson Physicians Ins Co	0.41%	76
National Union Fire Ins Co Of Pitts	0.31%	57
Allied World Specialty Ins Co	0.21%	39
Dentists Benefits Ins Co	0.17%	33
American Ins Co	0.07%	14
Pharmacists Mut Ins Co	0.07%	13
State Farm Fire & Cas Co	0.05%	10
American Alt Ins Corp	0.05%	9

Company Name	% of Market	Direct Prens Written
Earthquake		
State Farm Fire & Cas Co	39.32%	7,658
United Serv Automobile Assn	12.47%	2,429
Westport Ins Corp	8.89%	1,731
Insurance Co Of The West	8.55%	1,666
USAA Cas Ins Co	4.87%	948
XL Ins Amer Inc	4.87%	948
Westchester Fire Ins Co	3.41%	663
American Guar & Liab Ins	2.77%	539
Zurich Amer Ins Co	2.59%	504
Ace Amer Ins Co	1.83%	357
USAA Gen Ind Co	1.60%	312
Teachers Ins Co	1.36%	265
Horace Mann Ins Co	1.26%	244
Sompo Japan Ins Co of Amer	1.12%	218
Umialik Ins Co	1.09%	212
Garrison Prop & Cas Ins Co	0.79%	154
Hartford Ins Co Of The Midwest	0.49%	95
Axis Ins Co	0.45%	88
Allianz Global Risks US Ins Co	0.40%	79
Liberty Mut Fire Ins Co	0.36%	70

PROPERTY/CASUALTY MARKET SHARE 2015 (\$'000)

Company Name	% of Market	Direct Prens Written
Workers Compensation		
Alaska Natl Ins Co	33.09%	93,213
Liberty Northwest Ins Corp	6.10%	17,186
Republic Ind Co Of Amer	5.55%	15,623
Berkshire Hathaway Homes-tate Ins Co	4.03%	11,365
American Interstate Ins Co	3.94%	11,113
Commerce & Industry Ins Co	3.42%	9,626
Insurance Co Of The State Of PA	3.37%	9,508
Zurich Amer Ins Co	3.01%	8,487
Travelers Prop Cas Co Of Amer	2.71%	7,635
Alaska Timber Ins Exch	2.38%	6,697
Umialik Ins Co	2.10%	5,903
Liberty Ins Corp	2.00%	5,635
Liberty Mut Fire Ins Co	1.95%	5,507
Ohio Cas Ins Co	1.75%	4,943
Riverport Ins Co	1.48%	4,163
American Zurich Ins Co	1.43%	4,024
Markel Ins Co	1.37%	3,853
LM Ins Corp	1.29%	3,641
Arch Ins Co	1.29%	3,635
New Hampshire Ins Co	1.16%	3,278

Company Name	% of Market	Direct Prens Written*
Excess Workers Compensation		
XL Specialty Ins Co	22.40%	1,082
Ace Amer Ins Co	21.39%	1,033
New York Marine & Gen Ins Co	15.81%	763
LM Ins Corp	12.30%	594
Arch Ins Co	10.62%	513
Gray Ins Co	6.71%	324
State Natl Ins Co Inc	4.52%	218
Safety Natl Cas Corp	4.29%	207
Zurich Amer Ins Co	1.70%	82
Star Ins Co	0.26%	13

Warranty		
MIC Prop & Cas Ins Corp	68.29%	1,509
American Mercury Ins Co	8.51%	188
American Bankers Ins Co Of FL	8.22%	182
American Road Ins Co	5.65%	125
Virginia Surety Co Inc	4.57%	101
Old Republic Ins Co	1.54%	34
Wesco Ins Co	1.44%	32
National Cas Co	0.88%	19
Continental Ins Co	0.48%	11
Old United Cas Co	0.16%	4
Starr Ind & Liab Co	0.14%	3
Dealers Assur Co	0.10%	2
Heritage Ind Co	0.06%	1
Great Amer Ins Co	0.02%	0

*Premiums under \$500 are rounded to zero.

Company Name	% of Market	Direct Prens Written
Product Liability		
Umialik Ins Co	28.11%	918
Northland Cas Co	18.21%	595
Liberty Mut Fire Ins Co	5.92%	193
Great Divide Ins Co	4.64%	152
Markel Ins Co	2.87%	94
Illinois Natl Ins Co	2.86%	93
Alaska Natl Ins Co	2.65%	86
American Guar & Liab Ins	2.38%	78
National Union Fire Ins Co Of Pitts	2.23%	73
Sompo Japan Ins Co of Amer	2.14%	70
Penn Amer Ins Co	2.07%	68
Employers Ins of Wausau	1.90%	62
Ohio Security Ins Co	1.86%	61
Ohio Cas Ins Co	1.81%	59
Mitsui Sumitomo Ins USA Inc	1.78%	58
Zurich Amer Ins Co	1.75%	57
Travelers Prop Cas Co Of Amer	1.63%	53
American Fire & Cas Co	1.59%	52
Sentry Select Ins Co	1.47%	48
National Surety Corp	1.36%	44

Company Name	% of Market	Direct Prens Written
Other Liability		
Alaska Natl Ins Co	10.34%	10,278
Zurich Amer Ins Co Of IL	6.53%	6,485
Great Divide Ins Co	6.28%	6,245
Umialik Ins Co	5.21%	5,178
Securian Cas Co	4.53%	4,503
Cumis Ins Society Inc	4.15%	4,120
National Union Fire Ins Co Of Pitts	4.00%	3,970
American Bankers Ins Co Of FL	3.89%	3,862
State Farm Fire & Cas Co	2.84%	2,819
ALPS Prop & Cas Ins Co	2.63%	2,611
Ohio Cas Ins Co	2.54%	2,528
RSUI Ind Co	2.41%	2,392
Philadelphia Ind Ins Co	2.35%	2,340
Continental Cas Co	2.26%	2,247
Travelers Cas & Surety Co Of Amer	2.06%	2,049
Great Amer Assur Co	1.99%	1,980
Liberty Mut Fire Ins Co	1.98%	1,966
Northland Cas Co	1.97%	1,962
Ace Prop & Cas Ins Co	1.85%	1,836
Federal Ins Co	1.58%	1,566

PROPERTY/CASUALTY MARKET SHARE 2015 (\$'000)

Company Name	% of Market	Direct Prens Written*
Credit		
American Natl Prop & Cas Co	79.37%	4,875
First Colonial Ins Co	9.01%	553
Old Republic Ins Co	3.63%	223
Transamerica Cas Ins Co	3.30%	203
American Bankers Ins Co Of FL	1.80%	110
Euler Hermes N Amer Ins Co	1.20%	74
Great Amer Ins Co	0.79%	48
American Security Ins Co	0.50%	31
American Reliable Ins Co	0.24%	15
Great Amer Assur Co	0.20%	13
Cumis Ins Society Inc	0.17%	11
Zale Ind Co	0.10%	6
Virginia Surety Co Inc	0.02%	1
Arch Ins Co	0.01%	0

*Premiums under \$500 are rounded to zero.

Company Name	% of Market	Direct Prens Written
Private Passenger Auto - No Fault and Liability		
State Farm Mut Auto Ins Co	25.58%	70,420
Progressive Specialty Ins Co	5.94%	16,345
United Serv Automobile Assn	5.50%	15,152
Progressive Direct Ins Co	5.40%	14,872
Geico Gen Ins Co	5.07%	13,950
Allstate Ins Co	4.97%	13,672
USAA Cas Ins Co	4.32%	11,903
USAA Gen Ind Co	4.07%	11,203
Allstate Fire & Cas Ins Co	3.48%	9,582
State Farm Fire & Cas Co	3.36%	9,250
GEICO Advantage Ins Co	3.30%	9,072
Safeco Ins Co Of IN	3.26%	8,975
GEICO Choice Ins Co	2.98%	8,194
Allstate Prop & Cas Ins Co	2.70%	7,423
Geico Ind Co	2.60%	7,155
Hartford Ins Co Of The Midwest	2.42%	6,661
Government Employees Ins Co	2.22%	6,123
GEICO Secure Ins Co	1.98%	5,440
Garrison Prop & Cas Ins Co	1.77%	4,860
Country Pref Ins Co	1.64%	4,519

Company Name	% of Market	Direct Prens Written
Private Passenger Auto - Physical Damage		
State Farm Mut Auto Ins Co	22.45%	39,610
United Serv Automobile Assn	8.24%	14,530
Allstate Ins Co	8.22%	14,504
USAA Gen Ind Co	5.53%	9,756
Geico Gen Ins Co	4.89%	8,631
Allstate Fire & Cas Ins Co	4.65%	8,209
USAA Cas Ins Co	4.31%	7,601
Progressive Direct Ins Co	3.78%	6,661
Allstate Prop & Cas Ins Co	3.64%	6,426
Progressive Specialty Ins Co	3.32%	5,853
Hartford Ins Co Of The Midwest	3.05%	5,386
GEICO Advantage Ins Co	3.00%	5,295
Safeco Ins Co Of IN	2.79%	4,920
State Farm Fire & Cas Co	2.69%	4,737
Geico Ind Co	2.58%	4,549
Government Employees Ins Co	2.58%	4,548
GEICO Choice Ins Co	2.47%	4,355
Garrison Prop & Cas Ins Co	1.77%	3,122
Country Pref Ins Co	1.57%	2,773
GEICO Secure Ins Co	1.22%	2,143

Company Name	% of Market	Direct Prens Written
Commercial Auto - No Fault and Liability		
Alaska Natl Ins Co	13.36%	6,946
United Financial Cas Co	10.34%	5,375
National Cas Co	5.81%	3,020
National Interstate Ins Co	5.61%	2,918
Ohio Security Ins Co	4.77%	2,479
National Union Fire Ins Co Of Pitts	4.47%	2,326
Zurich Amer Ins Co	3.48%	1,808
Travelers Ind Co	3.24%	1,682
Umialik Ins Co	3.18%	1,652
West Amer Ins Co	3.11%	1,617
Berkshire Hathaway Homes-tate Ins Co	2.88%	1,500
Ohio Cas Ins Co	2.86%	1,489
Ace Amer Ins Co	2.60%	1,351
State Farm Mut Auto Ins Co	2.59%	1,345
Empire Fire & Marine Ins Co	2.35%	1,222
Liberty Mut Fire Ins Co	2.25%	1,170
National Ind Co	2.21%	1,148
Philadelphia Ind Ins Co	2.18%	1,131
Allstate Ins Co	2.02%	1,048
Arch Ins Co	1.64%	853

PROPERTY/CASUALTY MARKET SHARE 2015 (\$'000)

Company Name	% of Market	Direct Prens Written
Commercial Auto - Physical Damage		
Praetorian Ins Co	17.58%	2,870
United Financial Cas Co	12.28%	2,004
Alaska Natl Ins Co	10.23%	1,671
National Interstate Ins Co	6.35%	1,037
Ohio Security Ins Co	3.92%	641
Berkshire Hathaway Homes-tate Ins Co	3.91%	638
Allstate Ins Co	3.56%	581
Umialik Ins Co	3.39%	553
Travelers Ind Co	2.60%	424
State Farm Mut Auto Ins Co	2.54%	415
National Ind Co	2.52%	412
West Amer Ins Co	2.45%	400
National Cas Co	2.42%	396
Ohio Cas Ins Co	2.29%	374
Philadelphia Ind Ins Co	1.80%	294
Columbia Ins Co	1.64%	267
Zurich Amer Ins Co	1.55%	253
American Fire & Cas Co	1.09%	178
Empire Fire & Marine Ins Co	0.95%	155
Motors Ins Corp	0.94%	154

Company Name	% of Market	Direct Prens Written
Aircraft - All Perils		
Starr Ind & Liab Co	16.07%	4,891
Avemco Ins Co	10.49%	3,194
Catlin Ins Co	9.66%	2,939
Starnet Ins Co	8.01%	2,438
Old Republic Ins Co	7.60%	2,313
QBE Ins Corp	6.49%	1,977
North Amer Elite Ins Co	6.34%	1,929
StarStone Natl Ins Co	6.16%	1,874
XL Specialty Ins Co	4.68%	1,425
US Specialty Ins Co	4.13%	1,258
Allianz Global Risks US Ins Co	3.95%	1,203
National Union Fire Ins Co Of Pitts	2.93%	891
Liberty Mut Ins Co	2.10%	638
Commerce & Industry Ins Co	2.06%	628
Great Amer Ins Co	1.64%	500
General Reins Corp	1.10%	334
National Liab & Fire Ins Co	1.10%	334
American Alt Ins Corp	1.06%	322
Ace Amer Ins Co	0.94%	287
Sussex Ins Co	0.63%	193

Company Name	% of Market	Direct Prens Written
Fidelity		
Travelers Cas & Surety Co Of Amer	13.53%	285
Cumis Ins Society Inc	12.02%	254
National Union Fire Ins Co Of Pitts	11.85%	250
State Farm Fire & Cas Co	11.54%	243
Hartford Fire In Co	6.80%	143
Federal Ins Co	5.57%	117
Western Surety Co	5.20%	110
Berkley Regional Ins Co	4.38%	92
Great Amer Ins Co	4.17%	88
Everest Natl Ins Co	2.27%	48
Alaska Natl Ins Co	2.16%	46
Markel Ins Co	2.07%	44
Atlantic Specialty Ins Co	2.06%	43
Continental Ins Co	1.93%	41
Continental Cas Co	1.80%	38
Ohio Cas Ins Co	1.40%	30
United States Fire Ins Co	1.38%	29
Liberty Ins Underwriters Inc	1.30%	27
Philadelphia Ind Ins Co	1.12%	24
Fidelity & Deposit Co Of MD	1.12%	24

Company Name	% of Market	Direct Prens Written
Surety		
Liberty Mut Ins Co	23.34%	6,424
Travelers Cas & Surety Co Of Amer	15.54%	4,278
Western Surety Co	10.02%	2,757
Fidelity & Deposit Co Of MD	7.92%	2,180
Ohio Cas Ins Co	5.83%	1,604
International Fidelity Ins Co	3.26%	897
Hartford Fire In Co	3.14%	864
Contractors Bonding & Ins Co	3.03%	835
Ironshore Ind Inc	2.87%	789
Lexon Ins Co	2.61%	718
Federal Ins Co	2.28%	628
Developers Surety & Ind Co	2.17%	596
Westchester Fire Ins Co	1.94%	534
North Amer Specialty Ins Co	1.72%	473
Berkley Ins Co	1.59%	439
State Farm Fire & Cas Co	1.00%	276
National Union Fire Ins Co Of Pitts	0.84%	232
Indemnity Co Of CA	0.79%	217
Great Amer Ins Co	0.77%	211
Continental Cas Co	0.74%	204

PROPERTY/CASUALTY MARKET SHARE 2015 (\$000)

Company Name	% of Market	Direct Premis Written
Boiler and Machinery		
Factory Mut Ins Co	27.66%	2,607
Zurich Amer Ins Co	16.82%	1,585
National Union Fire Ins Co Of Pitts	15.75%	1,484
Alaska Natl Ins Co	7.51%	708
Umialik Ins Co	5.91%	557
Hartford Steam Boil Inspec & Ins Co	4.50%	424
Areca Ins Exch	4.39%	414
Pacific Ind Co	4.08%	385
Travelers Prop Cas Co Of Amer	2.57%	242
XL Ins Amer Inc	1.31%	124
Affiliated Fm Ins Co	1.26%	118
Federal Ins Co	1.17%	110
Allianz Global Risks US Ins Co	0.99%	93
Allstate Ins Co	0.89%	83
Sompo Japan Ins Co of Amer	0.79%	75
Great Northern Ins Co	0.79%	75
Westport Ins Corp	0.50%	47
Granite State Ins Co	0.42%	40
American Home Assur Co	0.37%	35
Great Amer Ins Co of NY	0.27%	26

Company Name	% of Market	Direct Premis Written
Burglary and Theft		
National Union Fire Ins Co Of Pitts	26.27%	167
Hiscox Ins Co Inc	16.92%	108
Travelers Cas & Surety Co Of Amer	16.20%	103
Markel Ins Co	7.81%	50
Hartford Fire In Co	6.72%	43
Zurich Amer Ins Co	5.08%	32
Berkley Regional Ins Co	4.29%	27
Hanover Ins Co	3.27%	21
Umialik Ins Co	3.07%	20
Continental Cas Co	2.18%	14
Alaska Natl Ins Co	1.60%	10
Philadelphia Ind Ins Co	1.32%	8
XL Ins Amer Inc	1.06%	7
Universal Underwriters Ins Co	0.74%	5
Westchester Fire Ins Co	0.64%	4
Federal Ins Co	0.49%	3
Liberty Mut Fire Ins Co	0.29%	2
Great Divide Ins Co	0.27%	2
Corepointe Ins Co	0.27%	2
National Cas Co	0.26%	2

Company Name	% of Market	Direct Premis Written
Aggregate Write Ins for Other Lines		
Midwest Employers Cas Co	81.00%	996
Central States Ind Co Of Omaha	11.84%	146
American Road Ins Co	5.64%	69
Allstate Prop & Cas Ins Co	0.81%	10
Transamerica Cas Ins Co	0.61%	7
American Bankers Ins Co Of FL	0.10%	1
American Reliable Ins Co	0.06%	1

Company Name	% of Market	Direct Premis Written
Total		
Alaska Natl Ins Co	8.25%	128,974
State Farm Mut Auto Ins Co	7.37%	115,226
National Union Fire Ins Co Of Pitts	7.20%	112,588
State Farm Fire & Cas Co	6.35%	99,245
Allstate Ins Co	3.67%	57,349
United Serv Automobile Assn	3.31%	51,687
Umialik Ins Co	2.53%	39,525
Allstate Prop & Cas Ins Co	1.83%	28,606
USAA Cas Ins Co	1.80%	28,169
USAA Gen Ind Co	1.70%	26,648
Safeco Ins Co Of IN	1.64%	25,627
Country Mut Ins Co	1.45%	22,654
Geico Gen Ins Co	1.44%	22,581
Progressive Direct Ins Co	1.44%	22,568
Progressive Specialty Ins Co	1.42%	22,216
Zurich Amer Ins Co	1.29%	20,232
Allstate Fire & Cas Ins Co	1.14%	17,790
Liberty Northwest Ins Corp	1.10%	17,186
Continental Cas Co	1.07%	16,746
Ohio Cas Ins Co	1.00%	15,701

PROPERTY/CASUALTY TOTAL BUSINESS 2015 (\$'000)

Company Name	DOM	Direct Written Prem	Direct Earned Prem	Dividends Paid	Direct Losses Paid	Direct Losses Incurred
21st Century Centennial Ins Co	PA	2,141	2,189	0	1,167	1,333
21st Century Ins Co	CA	547	595	0	285	273
21st Century N Amer Ins Co	NY	921	925	0	608	776
21st Century Pacific Ins Co	CO	901	925	0	623	595
21st Century Premier Ins Co	PA	967	1,049	0	750	552
Aca Fin Guar Corp	MD	0	45	0	0	0
Acceptance Ind Ins Co	NE	603	573	0	17	10
Accident Fund Gen Ins Co	MI	4	4	0	0	0
Accident Fund Ins Co of Amer	MI	33	34	0	0	4
Accident Fund Natl Ins Co	MI	0	0	0	0	0
Accredited Surety & Cas Co Inc	FL	0	0	0	0	1
Ace Amer Ins Co	PA	10,921	10,767	0	4,027	6,183
Ace Fire Underwriters Ins Co	PA	24	22	0	73	103
Ace Prop & Cas Ins Co	PA	1,948	1,930	0	50	221
ACIG Ins Co	IL	-12	-12	0	0	-10
Acstar Ins Co	IL	2	1	0	0	-1
Advantage Workers Comp Ins Co	IN	71	73	0	42	85
Aegis Security Ins Co	PA	21	20	0	0	0
Aetna Ins Co of CT	CT	7	15	0	0	-155
Affiliated Fm Ins Co	RI	4,363	4,623	0	456	-31
AGCS Marine Ins Co	IL	3,391	3,395	0	465	123
AIG Assur Co	PA	0	0	0	18	-39
AIG Prop Cas Co	PA	188	134	0	-3	58
AIU Ins Co	NY	0	0	0	0	0
Alaska Natl Ins Co	AK	128,974	130,303	0	51,677	43,345
Alaska Timber Ins Exch	AK	6,697	6,697	1,700	3,457	2,677
Alea North America Ins Co	NY	0	0	0	2	2
Allegheny Cas Co	NJ	159	150	0	0	-2
Allianz Global Risks US Ins Co	IL	2,203	2,481	0	607	2,028
Allied World Ins Co	NH	51	57	0	30	34

Company Name	DOM	Direct Written Prem	Direct Earned Prem	Dividends Paid	Direct Losses Paid	Direct Losses Incurred
Allied World Natl Assur Co	NH	253	257	0	0	6
Allied World Specialty Ins Co	DE	847	838	0	819	716
Allmerica Fin Benefit Ins Co	MI	2	2	0	0	1
Allstate Fire & Cas Ins Co	IL	17,790	17,307	0	6,797	7,182
Allstate Ind Co	IL	5,809	5,845	0	10,420	11,706
Allstate Ins Co	IL	57,349	59,481	0	32,650	43,275
Allstate Prop & Cas Ins Co	IL	28,606	28,542	0	11,730	11,811
Allstate Vehicle & Prop Ins Co	IL	0	0	0	0	-3
ALPS Prop & Cas Ins Co	MT	2,611	2,611	0	178	541
Alterra Amer Ins Co	DE	815	808	0	131	-9
Ambac Assur Corp	WI	0	1,006	0	0	0
American Alt Ins Corp	DE	1,024	1,431	0	637	-26
American Automobile Ins Co	MO	521	569	0	57	-64
American Bankers Ins Co Of FL	FL	4,909	4,718	0	640	721
American Cas Co Of Reading PA	PA	1,014	1,009	0	540	-224
American Commerce Ins Co	OH	77	64	0	17	26
American Contractors Ind Co	CA	68	49	0	0	18
American Economy Ins Co	IN	143	106	0	9	-46
American Equity Ins Co	AZ	0	0	0	0	-7
American Family Home Ins Co	FL	21	24	0	14	7
American Fire & Cas Co	NH	6,445	6,031	0	912	1,468
American Guar & Liab Ins	NY	1,113	980	0	213	-130
American Home Assur Co	NY	-129	-315	0	-2	1,876
American Ins Co	OH	2,725	2,942	0	930	2,480
American Interstate Ins Co	NE	11,113	11,548	0	5,881	7,075
American Mercury Ins Co	OK	188	1,054	0	555	546
American Mining Ins Co	IA	479	467	0	157	13
American Modern Home Ins Co	OH	874	897	0	259	268
American Natl Prop & Cas Co	MO	4,993	4,525	0	3,001	3,063
American Pet Ins Co	NY	208	203	0	75	77

PROPERTY/CASUALTY TOTAL BUSINESS 2015 (\$'000)

Company Name	DOM	Direct Written Prem	Direct Earned Prem	Dividends Paid	Direct Losses Paid	Direct Losses Incurred
American Reliable Ins Co	AZ	4,362	4,445	0	2,428	2,002
American Road Ins Co	MI	218	465	0	236	240
American Safety Cas Ins Co	OK	47	47	0	0	0
American Security Ins Co	DE	1,825	1,946	0	138	193
American Sentinel Ins Co	PA	0	4	0	0	-2
American Southern Home Ins Co	FL	7	4	0	0	2
American States Ins Co	IN	455	581	0	18	-100
American Zurich Ins Co	IL	5,216	6,990	0	2,322	5,127
Amerisure Mut Ins Co	MI	98	76	0	48	8
Amex Assur Co	IL	431	430	0	85	63
Amguard Ins Co	PA	20	10	0	0	1
Amica Mut Ins Co	RI	409	433	27	102	132
Arch Ins Co	MO	6,978	7,067	0	2,234	4,002
ARCH Mortgage Assur Co	WI	2	3	0	0	0
ARCH Mortgage Ins Co	WI	4,271	4,405	0	805	155
Areca Ins Exch	AK	6,854	6,895	2,623	1,163	2,917
Argonaut Ins Co	IL	1,527	1,555	0	498	1,464
Argonaut Midwest Ins Co	IL	80	63	0	1	50
Armed Forces Ins Exch	KS	431	430	0	28	2
Arrowood Ind Co	DE	0	0	0	287	39
Aspen Amer Ins Co	TX	30	25	0	0	6
Associated Ind Corp	CA	1,824	2,691	0	270	-37
Assurance Co Of Amer	NY	-2	-2	0	-2	-59
Assured Guar Corp	MD	0	622	0	0	0
Assured Guar Municipal Corp	NY	0	130	0	0	0
Atlantic Specialty Ins Co	NY	5,092	5,173	0	3,055	3,246
Automobile Ins Co Of Hartford CT	CT	0	0	0	0	0
Avemco Ins Co	MD	3,194	3,227	0	1,310	1,222
AXA Art Ins Corp	NY	0	0	0	0	-5
AXA Ins Co	NY	203	214	0	116	1,179

Company Name	DOM	Direct Written Prem	Direct Earned Prem	Dividends Paid	Direct Losses Paid	Direct Losses Incurred
Axis Ins Co	IL	1,160	1,120	0	102	178
AXIS Reins Co	NY	11	8	0	0	-1
AXIS Specialty Ins Co	CT	0	0	0	0	0
Balboa Ins Co	CA	-1	36	0	34	40
Bankers Ins Co	FL	20	20	0	0	0
Bankers Standard Ins Co	PA	36	28	0	0	2
BCS Ins Co	OH	92	89	0	32	-15
Beazley Ins Co Inc	CT	66	98	0	0	135
Bedivere Ins Co	PA	0	0	0	227	36
Benchmark Ins Co	KS	1,638	1,635	0	257	1,026
Berkley Ins Co	DE	439	506	0	268	198
Berkley Natl Ins Co	IA	54	48	0	1	2
Berkley Regional Ins Co	DE	206	95	0	0	-136
Berkshire Hathaway Homestate Ins Co	NE	13,865	16,551	0	5,817	5,875
Berkshire Hathaway Specialty Ins Co	NE	155	1	0	0	336
BITCO Gen Ins Corp	IL	1	1	0	0	-2
California Ins Co	CA	97	97	0	29	50
Campmed Cas & Ind Co Inc	NH	0	0	0	0	-1
Capitol Ind Corp	WI	249	232	0	5	21
Capson Physicians Ins Co	TX	76	63	0	0	0
Carolina Cas Ins Co	IA	221	221	0	0	21
Caterpillar Ins Co	MO	30	64	0	7	7
Catlin Ind Co	DE	274	204	0	15	63
Catlin Ins Co	TX	4,244	4,768	0	662	-87
Central States Ind Co Of Omaha	NE	211	211	0	16	3
Century Ind Co	PA	0	0	0	94	127
Charter Oak Fire Ins Co	CT	1,573	1,618	2	199	215
Chicago Ins Co	IL	0	0	0	0	-7

PROPERTY/CASUALTY TOTAL BUSINESS 2015 (\$'000)

Company Name	DOM	Direct Written Prem	Direct Earned Prem	Dividends Paid	Direct Losses Paid	Direct Losses Incurred
Chubb Ind Ins Co	NY	57	47	0	26	16
Church Mut Ins Co	WI	3,910	3,891	126	578	674
Cincinnati Ins Co	OH	68	115	0	0	5
Colonial Amer Cas & Surety Co	MD	3	67	0	48	-5
Colonial Surety Co	PA	17	17	0	0	0
Columbia Ins Co	NE	1,046	1,048	0	120	171
Commerce & Industry Ins Co	NY	10,456	9,607	0	6,480	7,332
Continental Cas Co	IL	16,746	16,898	0	10,694	10,918
Continental Ins Co	PA	1,335	1,479	0	485	-391
Contractors Bonding & Ins Co	IL	835	825	0	-6	-54
Corepointe Ins Co	MI	110	113	0	2	22
Country Cas Ins Co	IL	402	400	0	329	270
Country Mut Ins Co	IL	22,654	22,274	0	13,628	15,720
Country Pref Ins Co	IL	7,298	7,162	0	4,006	4,860
Courtesy Ins Co	FL	-1	11	0	0	0
Crestbrook Ins Co	OH	262	56	0	0	4
Crum & Forster Ind Co	DE	171	165	0	10	-12
Cumis Ins Society Inc	IA	4,525	4,514	0	2,147	2,569
Dairyland Ins Co	WI	0	0	0	0	0
Dealers Assur Co	OH	2	1	0	0	0
Dentists Benefits Ins Co	OR	33	31	0	0	52
Dentists Ins Co	CA	365	366	21	0	23
Developers Surety & Ind Co	IA	596	572	0	150	174
Diamond State Ins Co	IN	0	0	0	0	-1
Discover Prop & Cas Ins Co	CT	0	62	0	1,449	1,127
Doctors Co An Interins Exch	CA	305	320	3	0	-49
Electric Ins Co	MA	52	52	0	43	-448
Empire Fire & Marine Ins Co	NE	1,435	1,502	0	45	-60
Employers Fire Ins Co	PA	0	0	0	0	-55
Employers Ins of Wausau	WI	3,029	3,023	195	2,943	1,217

Company Name	DOM	Direct Written Prem	Direct Earned Prem	Dividends Paid	Direct Losses Paid	Direct Losses Incurred
Employers Mut Cas Co	IA	21	18	0	10	14
Endurance Amer Ins Co	DE	962	746	0	495	487
Endurance Reins Corp of Amer	DE	6	7	0	0	-6
Essent Guar Inc	PA	1,241	1,072	0	0	6
Essentia Ins Co	MO	169	148	0	26	34
Euler Hermes N Amer Ins Co	MD	74	50	0	0	5
Everest Natl Ins Co	DE	609	523	0	612	1,605
Everest Reins Co	DE	0	1	0	0	0
Evergreen Natl Ind Co	OH	1	1	0	0	1
Executive Risk Ind Inc	DE	512	528	0	43	-68
Factory Mut Ins Co	RI	8,846	9,319	0	96	641
Fair Amer Ins & Reins Co	NY	76	85	0	0	24
Farmington Cas Co	CT	0	0	0	0	-3
Federal Ins Co	IN	5,477	6,477	0	874	1,840
Federated Mut Ins Co	MN	2	2	0	0	0
Federated Rural Electric Ins Exch	KS	0	0	0	0	0
Federated Serv Ins Co	MN	187	146	0	88	34
Fidelity & Deposit Co Of MD	MD	2,230	2,792	0	-132	413
Fidelity & Guar Ins Co	IA	-39	95	0	631	835
Fidelity & Guar Ins Underwriters Inc	WI	0	0	0	0	6
Financial Amer Prop & Cas Ins Co	TX	2	2	0	0	0
Financial Pacific Ins Co	CA	0	0	0	0	-8
Firemans Fund Ins Co	CA	2,029	2,538	0	943	-154
First Colonial Ins Co	FL	553	590	0	354	364
First Liberty Ins Corp	IL	373	230	0	81	48
First Natl Ins Co Of Amer	NH	190	184	0	58	-282
Florists Mut Ins Co	IL	74	72	0	2	2
Foremost Ins Co Grand Rapids MI	MI	3,611	3,605	0	1,350	1,393
Foremost Prop & Cas Ins Co	MI	354	352	0	41	49

PROPERTY/CASUALTY TOTAL BUSINESS 2015 (\$'000)

Company Name	DOM	Direct Written Prem	Direct Earned Prem	Dividends Paid	Direct Losses Paid	Direct Losses Incurred
Foremost Signature Ins Co	MI	1,134	1,233	0	46	147
Fortress Ins Co	IL	8	7	0	0	1
Garrison Prop & Cas Ins Co	TX	10,476	10,178	0	6,492	6,419
Gateway Ins Co	MO	0	0	0	0	40
GEICO Advantage Ins Co	NE	14,366	13,186	0	7,459	9,016
Geico Cas Co	MD	3,891	4,155	0	2,828	1,771
GEICO Choice Ins Co	NE	12,549	11,739	0	6,815	9,589
Geico Gen Ins Co	MD	22,581	23,152	0	12,003	11,010
Geico Ind Co	MD	11,704	12,218	0	8,777	6,765
GEICO Marine Ins Co	MD	297	260	0	145	131
GEICO Secure Ins Co	NE	7,583	7,418	0	4,230	5,199
General Cas Co Of WI	WI	161	148	0	25	67
General Ins Co Of Amer	NH	776	694	0	158	874
General Reins Corp	DE	334	315	0	64	77
General Star Natl Ins Co	DE	0	0	0	0	1
Generali Us Branch	NY	147	140	0	38	334
Genesis Ins Co	DE	923	911	0	796	85
Genworth Mortgage Ins Corp	NC	1,649	1,529	0	487	-89
Government Employees Ins Co	MD	10,771	10,997	0	5,260	6,447
Granite State Ins Co	IL	2,743	2,668	0	1,344	1,997
Gray Ins Co	LA	556	446	0	93	416
Great Amer Alliance Ins Co	OH	654	651	0	28	84
Great Amer Assur Co	OH	2,787	2,900	0	1,376	483
Great Amer Ins Co	OH	1,961	1,861	0	444	1,086
Great Amer Ins Co of NY	NY	2,050	2,473	0	379	387
Great Amer Spirit Ins Co	OH	33	30	0	0	6
Great Divide Ins Co	ND	8,716	8,377	0	869	1,186
Great Northern Ins Co	IN	851	909	0	4	-7
Great West Cas Co	NE	12	12	0	0	2
Greenwich Ins Co	DE	414	493	0	80	105

Company Name	DOM	Direct Written Prem	Direct Earned Prem	Dividends Paid	Direct Losses Paid	Direct Losses Incurred
Guarantee Co Of N Amer USA	MI	114	82	0	0	5
Guideone Mut Ins Co	IA	1,425	1,411	0	169	242
Hallmark Ins Co	AZ	0	45	0	0	58
Hanover Ins Co	NH	1,031	995	0	250	218
Harco Natl Ins Co	IL	63	67	0	24	43
Harleysville Ins Co	PA	5	5	0	0	0
Hartford Accident & Ind Co	CT	203	198	0	5	-77
Hartford Cas Ins Co	IN	251	363	0	0	-29
Hartford Fire In Co	CT	2,227	2,492	0	153	148
Hartford Ins Co Of The Midwest	IN	14,778	14,769	0	9,010	8,670
Hartford Steam Boil Inspec & Ins Co	CT	429	654	0	0	546
Hartford Underwriters Ins Co	CT	173	148	0	17	-44
HDI Gerling Amer Ins Co	IL	1,051	903	0	1,834	2,003
Heritage Ind Co	CA	1	9	0	1	1
Hiscox Ins Co Inc	IL	466	413	0	0	13
Homesite Ins Co	WI	137	146	0	0	0
Horace Mann Ins Co	IL	2,305	2,324	0	710	989
Horace Mann Prop & Cas Ins Co	IL	4,089	4,164	0	2,391	2,520
Hudson Ins Co	DE	624	703	0	74	170
IDS Prop Cas Ins Co	WI	11	3	0	7	7
Illinois Natl Ins Co	IL	2,863	2,926	0	728	1,105
Imperium Ins Co	TX	25	18	0	0	-4
Indemnity Co Of CA	CA	217	204	0	90	114
Indemnity Ins Co Of North Amer	PA	1,022	992	0	161	183
Independence Amer Ins Co	DE	85	83	0	31	30
Indiana Lumbermens Mut Ins Co	IN	0	3	0	0	20
Insurance Co of N Amer	PA	177	183	0	164	-152
Insurance Co Of The State Of PA	PA	11,434	11,065	0	4,967	6,831
Insurance Co Of The West	CA	1,880	2,221	0	10	40

PROPERTY/CASUALTY TOTAL BUSINESS 2015 (\$'000)

Company Name	DOM	Direct Written Prem	Direct Earned Prem	Dividends Paid	Direct Losses Paid	Direct Losses Incurred
Integon Ind Corp	NC	0	0	0	0	-879
International Fidelity Ins Co	NJ	897	770	0	30	31
Ironshore Ind Inc	MN	864	708	0	0	72
Jefferson Ins Co	NY	2,953	2,905	0	450	443
Jewelers Mut Ins Co	WI	176	175	0	7	9
Knightbrook Ins Co	DE	0	0	0	0	0
Lamorak Ins Co	PA	0	0	0	15	-43
Lancer Ins Co	IL	786	721	0	24	12
Lexington Natl Ins Corp	FL	0	0	0	0	0
Lexon Ins Co	TX	724	917	0	75	70
Liberty Ins Corp	IL	5,903	5,222	0	2,520	3,715
Liberty Ins Underwriters Inc	IL	843	687	0	3	57
Liberty Mut Fire Ins Co	WI	12,004	10,597	1	4,054	1,756
Liberty Mut Ins Co	MA	10,986	12,321	0	1,265	3,156
Liberty Northwest Ins Corp	OR	17,186	17,397	0	10,137	9,539
LM Ins Corp	IL	4,298	8,119	0	3,271	3,598
Lyndon Prop Ins Co	MO	61	52	0	0	0
Lyndon Southern Ins Co	DE	0	0	0	0	0
Manufacturers Alliance Ins Co	PA	218	337	0	145	185
Markel Amer Ins Co	VA	1,038	1,008	0	230	137
Markel Ins Co	IL	6,214	5,843	0	965	1,120
Maryland Cas Co	MD	0	0	0	104	22
Massachusetts Bay Ins Co	NH	0	0	0	0	0
MBIA Ins Corp	NY	40	2,072	0	0	0
Medical Ins Exch Of CA	CA	10,950	10,378	2,589	4,606	535
Medical Protective Co	IN	135	119	0	0	2
Memic Ind Co	NH	5	2	0	0	1
Merchants Bonding Co a Mut	IA	178	161	0	0	2
Merchants Natl Bonding Inc	IA	23	17	0	0	0
Metropolitan Drt Prop & Cas Ins Co	RI	0	0	0	0	0

Company Name	DOM	Direct Written Prem	Direct Earned Prem	Dividends Paid	Direct Losses Paid	Direct Losses Incurred
Metropolitan Grp Prop & Cas Ins Co	RI	775	784	0	297	409
MIC Prop & Cas Ins Corp	MI	1,488	1,856	0	1,059	1,065
Midvale Ind Co	IL	4	1	0	0	0
Midwest Employers Cas Co	DE	996	973	0	536	728
Mitsui Sumitomo Ins Co of Amer	NY	269	400	0	6	4
Mitsui Sumitomo Ins USA Inc	NY	144	134	0	55	-19
Mortgage Guar Ins Corp	WI	2,575	2,520	0	571	332
Mosaic Ins Co	DE	0	0	0	0	0
Motors Ins Corp	MI	154	154	0	11	11
National Amer Ins Co	OK	0	0	0	0	0
National Cas Co	OH	7,306	7,412	0	3,897	3,738
National Farmers Union Prop & Cas	WI	48	65	0	7	-33
National Fire Ins Co Of Hartford	IL	109	127	0	27	-202
National Gen Ins Co	MO	381	389	0	311	234
National Ind Co	NE	1,774	1,805	0	378	-446
National Interstate Ins Co	OH	6,249	6,076	0	2,768	3,210
National Liab & Fire Ins Co	CT	1,675	1,181	0	150	480
National Mortgage Ins Corp	WI	56	56	0	0	18
National Public Finance Guar Corp	NY	39	403	0	0	0
National Surety Corp	IL	3,088	3,244	0	194	2,293
National Union Fire Ins Co Of Pitts	PA	112,588	112,434	0	8,819	8,108
Nationwide Mut Fire Ins Co	OH	0	0	0	-2	-2
Nationwide Mut Ins Co	OH	193	180	0	90	152
Nationwide Prop & Cas Ins Co	OH	0	0	0	0	-1
Navigators Ins Co	NY	5,278	5,407	0	2,804	-1,531
NCMIC Ins Co	IA	434	402	31	0	24
New England Ins Co	CT	0	0	0	0	0
New Hampshire Ins Co	IL	5,238	4,847	0	1,897	2,860
New York Marine & Gen Ins Co	NY	1,486	1,508	0	96	382

PROPERTY/CASUALTY TOTAL BUSINESS 2015 (\$'000)

Company Name	DOM	Direct Written Prem	Direct Earned Prem	Dividends Paid	Direct Losses Paid	Direct Losses Incurred
Norcal Mut Ins Co	CA	4,433	4,692	322	41	900
Norguard Ins Co	PA	74	18	0	0	3
North Amer Elite Ins Co	NH	2,183	1,934	0	395	1,219
North Amer Specialty Ins Co	NH	1,108	1,197	0	518	100
North Pointe Ins Co	PA	121	124	25	193	173
North River Ins Co	NJ	27	12	0	0	1
Northern Ins Co Of NY	NY	-3	-3	0	0	-49
Northland Cas Co	CT	3,437	3,705	0	648	405
Nova Cas Co	NY	444	371	0	10	117
Nutmeg Ins Co	CT	0	0	0	38	-193
Oak River Ins Co	NE	974	323	0	22	163
OBI Natl Ins Co	PA	100	94	0	21	51
Occidental Fire & Cas Co Of NC	NC	969	852	0	264	276
Ohio Cas Ins Co	NH	15,701	16,141	0	3,298	3,721
Ohio Ind Co	OH	46	45	0	0	0
Ohio Security Ins Co	NH	11,183	10,029	0	3,272	2,334
Old Republic Gen Ins Corp	IL	34	32	0	31	-236
Old Republic Ins Co	PA	3,703	3,567	4	3,056	2,491
Old United Cas Co	KS	4	2	0	6	6
Pacific Employers Ins Co	PA	55	53	0	-45	-231
Pacific Ind Co	WI	316	451	50	76	321
Pacific Specialty Ins Co	CA	0	0	0	0	0
PACO Assur Co Inc	IL	8	9	0	0	1
Palomar Specialty Ins Co	OR	13	3	0	0	0
PartnerRe Amer Ins Co	DE	461	461	0	0	220
Peak Prop & Cas Ins Corp	WI	0	0	0	0	0
Penn Amer Ins Co	PA	723	802	0	229	378
Pennsylvania Manufacturers Assoc Ins	PA	123	150	0	5	61
Pennsylvania Manufacturers Ind Co	PA	174	65	0	9	40

Company Name	DOM	Direct Written Prem	Direct Earned Prem	Dividends Paid	Direct Losses Paid	Direct Losses Incurred
Pennsylvania Natl Mut Cas Ins Co	PA	0	0	0	0	0
Permanent Gen Assur Corp	OH	168	33	0	1	28
Petroleum Cas Co	TX	9	10	0	0	0
Pharmacists Mut Ins Co	IA	203	178	2	86	105
Philadelphia Ind Ins Co	PA	9,408	9,349	0	2,733	2,225
Phoenix Ins Co	CT	610	685	2	1,127	1,383
Platte River Ins Co	NE	145	176	0	0	9
Plaza Ins Co	IA	1	4	0	0	-52
PMI Mortgage Ins Co	AZ	477	491	0	356	611
Podiatry Ins Co Of Amer	IL	182	186	0	0	4
Praetorian Ins Co	PA	4,644	4,047	121	2,572	2,935
Preferred Professional Ins Co	NE	9	8	0	30	43
Procentury Ins Co	MI	0	4	0	0	-8
Professionals Direct Ins Co	NJ	0	0	0	0	9
Progressive Cas Ins Co	OH	89	97	0	20	-50
Progressive Direct Ins Co	OH	22,568	21,984	0	12,221	13,001
Progressive Northwestern Ins Co	OH	3,743	3,811	0	1,374	1,224
Progressive Specialty Ins Co	OH	22,216	22,488	0	12,759	12,371
Property & Cas Ins Co Of Hartford	IN	51	55	0	36	34
Protective Ins Co	IN	36	36	0	215	296
Providence Washington Ins Co	RI	0	0	0	537	710
QBE Ins Corp	PA	3,598	3,584	6	1,754	1,690
Quanta Ind Co	CO	0	0	0	0	0
Radian Guar Inc	PA	5,137	4,929	0	489	-42
Redwood Fire & Cas Ins Co	NE	1,161	441	0	29	242
Regent Ins Co	WI	27	29	0	3	14
Republic Ind Co Of Amer	CA	15,623	15,439	288	6,907	7,846
Republic Ind Co of CA	CA	0	0	0	68	-22
Republic Mortgage Ins Co	NC	152	153	0	107	83
Repwest Ins Co	AZ	131	131	0	25	19

PROPERTY/CASUALTY TOTAL BUSINESS 2015 (\$'000)

Company Name	DOM	Direct Written Prem	Direct Earned Prem	Dividends Paid	Direct Losses Paid	Direct Losses Incurred
Response Worldwide Ins Co	IL	0	0	0	0	0
Riverport Ins Co	IA	4,163	3,074	0	342	1,806
RLI Ins Co	IL	1,206	1,207	0	201	-28
Roche Surety & Cas Co Inc	FL	4	4	0	0	0
RSUI Ind Co	NH	2,876	3,238	0	299	1,023
Rural Comm Ins Co	MN	106	103	0	64	46
Safeco Ins Co Of Amer	NH	4,160	4,102	0	1,369	1,166
Safeco Ins Co Of IL	IL	299	290	0	374	-131
Safeco Ins Co Of IN	IN	25,627	25,169	0	10,226	12,081
Safety First Ins Co	IL	1	1	0	0	0
Safety Natl Cas Corp	MO	605	597	0	758	5,250
Scottsdale Ind Co	OH	0	8	0	0	1
SeaBright Ins Co	TX	-22	2	0	1,459	-1,214
Securian Cas Co	MN	4,598	4,489	0	1,175	1,311
Select Ins Co	TX	0	0	0	0	0
Selective Ins Co Of Amer	NJ	134	129	0	0	1
Seneca Ins Co Inc	NY	5	4	0	0	-1
Sentinel Ins Co Ltd	CT	0	0	0	0	0
Sentry Cas Co	WI	189	189	0	0	207
Sentry Ins A Mut Co	WI	46	45	0	55	-1,025
Sentry Select Ins Co	WI	1,601	1,649	0	272	117
Service Ins Co	FL	4	4	0	0	0
Sompo Japan Ins Co of Amer	NY	1,583	1,573	0	118	-42
Sparta Ins Co	CT	66	125	0	606	132
St Paul Fire & Marine Ins Co	CT	686	1,507	0	539	-114
St Paul Guardian Ins Co	CT	10	16	0	0	-14
St Paul Mercury Ins Co	CT	0	2	0	54	-150
St Paul Protective Ins Co	CT	0	0	0	0	0
Standard Fire Ins Co	CT	0	0	0	6	-40
Star Ins Co	MI	38	28	0	7	11

Company Name	DOM	Direct Written Prem	Direct Earned Prem	Dividends Paid	Direct Losses Paid	Direct Losses Incurred
Starnet Ins Co	DE	2,725	2,439	0	1,308	4,771
Starr Ind & Liab Co	TX	7,979	7,351	0	1,583	4,686
StarStone Natl Ins Co	DE	2,933	1,999	0	194	1,146
State Farm Fire & Cas Co	IL	99,245	97,958	0	36,649	29,589
State Farm Mut Auto Ins Co	IL	115,226	114,453	0	60,470	57,214
State Natl Ins Co Inc	TX	291	293	0	95	19
Stillwater Ins Co	CA	346	327	0	94	196
Stonington Ins Co	PA	3	4	0	-2	8
Sunderland Marine Mut Co Ltd	AK	4,418	5,135	0	6,228	5,840
Suretec Ins Co	TX	0	0	0	0	0
Sussex Ins Co	SC	242	926	0	512	320
T H E Ins Co	LA	208	212	0	34	33
Teachers Ins Co	IL	3,677	3,818	0	1,494	1,114
Technology Ins Co Inc	NH	3	7	0	3	4
The Travelers Cas Co	CT	0	0	0	0	0
TIG Ins Co	CA	0	0	0	93	-245
TNUS Ins Co	NY	178	129	0	106	211
Tokio Marine Amer Ins Co	NY	1,122	1,029	0	262	-805
Toyota Motor Ins Co	IA	55	137	0	36	26
Trans Pacific Ins Co	NY	9	8	0	1	1
Transamerica Cas Ins Co	OH	622	437	0	204	190
Transguard Ins Co Of Amer Inc	IL	102	97	0	-1	16
Transportation Ins Co	IL	247	326	-1	55	-19
Travelers Cas & Surety Co	CT	392	434	0	83	83
Travelers Cas & Surety Co Of Amer	CT	6,715	7,398	0	153	472
Travelers Cas Co Of CT	CT	0	0	0	0	0
Travelers Cas Ins Co Of Amer	CT	0	0	0	0	0
Travelers Constitution State Ins Co	CT	0	0	0	0	1
Travelers Ind Co	CT	3,251	3,154	1	662	644
Travelers Ind Co Of Amer	CT	3,827	3,924	2	850	1,719

PROPERTY/CASUALTY TOTAL BUSINESS 2015 (\$'000)

Company Name	DOM	Direct Written Prem	Direct Earned Prem	Dividends Paid	Direct Losses Paid	Direct Losses Incurred
Travelers Ind Co Of CT	CT	760	763	2	40	162
Travelers Prop Cas Co Of Amer	CT	14,680	14,196	46	7,457	10,065
Triumphe Cas Co	OH	38	44	0	32	31
Truck Ins Exch	CA	0	0	0	63	30
Trumbull Ins Co	CT	116	120	0	11	-11
Twin City Fire Ins Co Co	IN	934	863	3	252	-504
Umialik Ins Co	AK	39,525	35,499	0	11,339	14,060
Unigard Ins Co	WI	20	59	0	19	-15
United Financial Cas Co	OH	7,522	7,666	0	2,178	2,524
United Fire & Cas Co	IA	15	3	0	0	0
United Guar Residential Ins Co	NC	1,350	1,278	0	93	19
United Serv Automobile Assn	TX	51,687	51,455	5,038	27,930	28,748
United States Fidelity & Guar Co	CT	0	0	0	429	-656
United States Fire Ins Co	DE	4,196	4,288	0	2,601	7,401
United States Liab Ins Co	PA	509	533	0	0	34
United WI Ins Co	WI	0	0	0	0	0
Universal Underwriters Ins Co	IL	381	385	0	236	667
Universal Underwriters Of TX Ins	IL	151	148	0	0	-12
US Specialty Ins Co	TX	1,330	1,196	0	788	1,270
USAA Cas Ins Co	TX	28,169	27,768	746	14,211	14,719
USAA Gen Ind Co	TX	26,648	26,206	0	14,853	17,019
Utica Mut Ins Co	NY	0	0	0	0	0
Valley Forge Ins Co	PA	1,154	1,332	34	934	1,549
Vanliner Ins Co	MO	1,456	1,476	0	601	1,447
Vigilant Ins Co	NY	89	80	12	1,496	-4
Viking Ins Co Of WI	WI	0	0	0	0	0
Virginia Surety Co Inc	IL	1,409	1,090	0	999	1,028
Washington Intl Ins Co	NH	37	36	0	0	-2
Wausau Business Ins Co	WI	-110	-48	0	304	-762
Wausau Underwriters Ins Co	WI	-120	-173	0	1,048	2,603

Company Name	DOM	Direct Written Prem	Direct Earned Prem	Dividends Paid	Direct Losses Paid	Direct Losses Incurred
Wesco Ins Co	DE	43	34	0	9	12
West Amer Ins Co	IN	8,981	9,075	0	2,130	1,568
Westchester Fire Ins Co	PA	3,887	4,722	0	363	-162
Western Natl Mut Ins Co	MN	35	9	0	0	3
Western Surety Co	SD	2,887	3,067	0	1,186	1,455
Westfield Ins Co	OH	3	2	0	0	0
Westport Ins Corp	MO	3,160	2,977	0	1,238	1,392
Work First Cas Co	DE	-1	-1	0	0	-1
Wright Natl Flood Ins Co	TX	168	170	0	0	0
XL Ins Amer Inc	DE	1,581	1,925	0	451	198
XL Specialty Ins Co	DE	5,180	4,470	0	650	280
Zale Ind Co	TX	18	18	0	0	0
Zenith Ins Co	CA	32	27	0	0	0
Zurich Amer Ins Co	NY	20,232	20,424	0	9,109	13,386
Zurich Amer Ins Co Of IL	IL	14,333	14,377	0	278	100
Total Companies: 459		1,563,676	1,569,992	14,021	633,485	668,703

TITLE INSURANCE COMPANIES 2015

Company Name	NAIC #	Domicile	Market Share	Assets (\$000)	Surplus (\$000)	Direct Prem Written	Direct Prem Earned	Direct Losses Paid	Direct Losses Incurred
Chicago Title Ins Co	50229	NE	4.85%	1,860,746	946,175	1,576	1,572	220	181
Commonwealth Land Title Ins Co	50083	NE	0%	556,836	242,062	0	4	0	0
Fidelity Natl Title Ins Co	51586	CA	8.97%	1,251,063	437,377	2,916	2,921	-26	2
First Amer Title Guar Co	51624	TX	0%	20,474	16,480	0	0	0	0
First Amer Title Ins Co	50814	NE	31.25%	2,280,828	1,103,775	10,154	9,816	224	9
Old Republic Natl Title Ins Co	50520	FL	14.22%	1,085,695	457,372	4,622	4,768	5	0
Stewart Title Guar Co	50121	TX	40.70%	1,042,434	501,799	13,226	13,175	301	41
WFG Natl Title Ins Co			0%	96,379	24,540	0	0	0	0
Total			100	7,993,371	3,646,274	32,493	32,255	724	233

SURPLUS LINES

Surplus Lines Premiums **77**

Unauthorized and Independently Procured Premiums and Taxes **77**

Non-admitted Premiums and Taxes **78**

Premium Tax Audits **78**

GUARANTY ASSOCIATIONS

Alaska Insurance Guaranty Association **79-80**

Alaska Life and Health Insurance Guaranty Association **81-82**

RISK RETENTION GROUPS 83

PURCHASING GROUPS 84-85

CONSUMER INFORMATION 86

CONTACT THE DIVISION OF INSURANCE 86

SURPLUS LINES PREMIUMS 2015 (\$000)

Line	Prem*	Line	Prem*	Line	Prem*
Fire	13,101	Financial Guaranty	0	Private Passenger Auto Physical Damage	53
Allied Lines	5,868	Medical Malpractice	10,309	Commercial Auto Physical Damage	1,249
Multiple Peril Crop	0	Earthquake	8,510	Aircraft (All Perils)	3,251
Federal Flood	369	Group Accident And Health	0	Fidelity	60
Farmowners Multiple Peril	1	Credit Accident And Health	0	Surety	5
Homeowners Multiple Peril	349	Other Accident And Health	3	Burglary And Theft	8
Commercial Multiple Peril - Non-Liability	9,670	Workers Compensation	25	Boiler And Machinery	0
Commercial Multiple Peril - Liability	4,010	Other Liability	59,871	Credit	38
Mortgage Guaranty	1	Products Liability	93	Other Lines Of Business	356
Ocean Marine	206	Private Passenger Auto No-Fault(PIP)	1	Total	121,409
Inland Marine	3,054	Other Private Passenger Auto Liability	4		

UNAUTHORIZED AND INDEPENDENTLY PROCURED PREMIUMS AND TAXES 2015 (\$000)

Unauthorized Insurance (Reported by Brokers)	Prem*	3.7% Tax	Marine	.75% Tax	Independently Procured Insurance (Reported by Insureds)	
					Prem	3.7% Tax
Arthur J Gallagher Risk Management Serv Inc	0	0	3,334	25	Total	1,068
BancorpSouth Insurance Services	0	0	63	0		
Burns & Wilcox LTD	0	0	1	0		
CRC Insurance Services Inc	0	0	109	1		
Erven & Sons Inc	0	0	58	0		
International Specialty Insurance Services Inc.	54	2	0	0		
Maritime General Agency	0	0	10	0		
Marsh USA Inc.	0	0	143	1		
Petersen International Underwriters	167	6	0	0		
Porter Spaulding Inc	0	0	1	0		
R T Specialty LLC	0	0	6	0		
Salvus Bain Management (USA) LLC	0	0	199	1		
Swett & Crawford Corp	0	0	6	0		
USI Southwest Inc	0	0	45	0		
Vennberg Insurance Inc	0	0	823	6		
Total	221	8	4,798	34		40

*Premiums under \$500 are rounded to zero.

NON-ADMITTED PREMIUMS AND TAXES 2015 (\$'000)

Non-Admitted Companies*	Prem	3.7% Tax
AF&L Insurance Company	2	0
American Continental Insurance Company	11	0
American Underwriters Life Insurance Co	2	0
Athene Life Insurance Company of New York	3	0
Auto Club Life Insurance Company	1	0
Auto-Owners Life Insurance Company	12	0
Christian Fidelity Life Insurance Company	5	0
CICA Life Insurance Company of America	1	0
Columbian Life Insurance Company	45	2
Combined Life Insurance Company of New York	4	0
Cotton States Life Insurance Company	5	0
Erie Family Life Insurance Company	40	1
Farm Bureau Life Insurance Company	101	4
Federated Life Insurance Company	1	0
First Metlife Investors Insurance Company	2	0
First Unum Life Insurance Company	63	2

Non-Admitted Companies*	Prem	3.7% Tax
Grange Life Insurance Company	6	0
Guaranty Income Life Insurance Company	1	0
Illinois Mutual Life Insurance Company	31	1
Investors Heritage Life Insurance Company	2	0
Kanawha Insurance Company	8	0
Lafayette Life Insurance Company	40	1
Monarch Life Insurance Company	10	0
Motorists Life Insurance Company	6	0
North Coast Life Insurance Company	15	1
Old American Insurance Company	6	0
Pekin Life Insurance Company	19	1
Pioneer Mutual Life Insurance Company	19	1
Professional Insurance Company	2	0
Protective Life and Annuity Insurance Company	7	0
Pyramid Life Insurance Company	4	0
Sagicor Life Insurance Company	16	1

Non-Admitted Companies*	Prem	3.7% Tax
Security Plan Life Insurance Company	1	0
Shelter Life Insurance Company	12	0
State Farm Life & Accident Assurance Company	26	1
The American Home Life Insurance Company	5	0
The Pharmacists Life Insurance Company	4	0
United Farm Family Life Insurance Company	16	1
United Home Life Insurance Company	2	0
Unity Financial Life Insurance Company	4	0
Universal Guaranty Life Insurance Company	1	0
USAA Life Insurance Company of New York	18	1
Western & Southern Life Assurance Company	43	2
Western and Southern Life Insurance Co (The)	116	4
William Penn Life Insurance Company of New York	16	1
Total	754	25

*Reported by Companies

PREMIUM TAX AUDITS FY 2016

Audit No.	Surplus Lines Broker	Audit Call	Public Report
TA 15-01	The Insurance Center An Alaskan Corp	01/12/2015	08/25/2015
TA 15-02	M J Hall & Co of Alaska	01/28/2015	08/21/2015
TA 15-03	Denali Alaskan Insurance LLC	07/17/2015	01/05/2016
TA 15-04	Alaska Premier Underwriters	08/24/2015	04/20/2016
TA 15-05	AMWINS Insurance Brokerage of CA LLC	09/09/2015	04/11/2016
TA 15-06	Marsh & McLennan Agency LLC	10/13/2015	04/20/2016

ALASKA INSURANCE GUARANTY ASSOCIATION

All Insolvencies by Statutory Account - Combining Balance Sheet Information

December 31, 2015	Auto	Other	Workers' Comp	Administrative	Total
Assets					
Cash and cash equivalents	84,371	545,970	2,408,308	--	3,038,649
Investments	777,007	5,126,994	22,080,121	--	27,984,122
Assessments receivable	----	----	2,176,632	--	2,176,632
Interest receivable	1,359	8,794	38,793	--	48,946
Total assets	862,737	5,681,758	26,703,854	--	33,248,349
Liabilities And Members' Equity (Deficit)					
Accounts Payable				265,691	265,691
Reserve for claims and claim adjustment expenses	--	823,253	34,799,233	223,732	35,846,218
Members' equity (deficit)	862,737	4,858,505	(8,095,379)	(489,423)	(2,863,560)
Total liabilities and members' equity	862,737	5,681,758	26,703,854	--	33,248,349
Combining Schedule of Changes in Members' Equity (Deficit)					
Assessments	--	--	5,917,131	200	5,917,331
Distributions from liquidators	46,004	167,244	537,889	34,436	785,573
Investment Income	9,783	68,557	284,442	(77,127)	285,655
Total	55,787	235,801	6,739,462	(42,491)	6,988,559
Change in claims and claim adjustment expense reserves	--	204,541	(4,930,246)	112,025	(4,613,680)
Claims paid	--	378,302	4,052,202	--	4,430,504
Assessment refunds	--	--	508,720	--	508,720
Claim adjustment expenses paid	--	59,260	238,069	--	297,329
Administrative costs	--	8,679	464,577	251,570	724,826
Allocation of administration costs	15,184	29,354	124,162	(168,700)	-
Total	15,184	680,136	457,484	194,895	1,347,699
Members' equity (deficit) change during year	40,603	(444,335)	6,281,978	(237,386)	5,640,860
Members' equity (deficit) beginning of year	822,134	5,302,840	(14,377,357)	(252,037)	(8,504,420)
Members' equity (deficit) end of year	862,737	4,858,505	(8,095,379)	(489,423)	(2,863,560)

ALASKA INSURANCE GUARANTY ASSOCIATION

Balance Sheets		
December 31	2015	2014
Assets		
Cash and cash equivalents	3,038,649	1,481,175
Investments	27,984,122	30,235,361
Assessments receivable	2,176,632	316,477
Interest receivable	48,946	62,795
Total assets	33,248,349	32,095,808
Liabilities and Members' Equity (Deficit)		
Accounts payable	265,691	140,330
Reserve for claims and claim adjustment expenses	35,846,218	40,459,898
Total liabilities	36,111,909	40,600,228
Members' equity (deficit)	(2,863,560)	(8,504,420)
Total liabilities and members' equity	33,248,349	32,095,808
Statements of Activities		
Assessments	5,917,331	6,366,695
Distributions from liquidators	785,573	3,456,373
Investment income (loss)	285,655	89,619
Total	6,988,559	9,912,687
Change in claims and claim adjustment expense reserves	(4,613,680)	(8,743,971)
Claims paid	4,430,504	4,151,677
Assessment refunds	508,720	303,864
Claim adjustment expenses paid	297,329	335,828
Administrative expenses	724,826	689,045
Total	1,347,699	(13,176,244)
Net change in members' equity (deficit) during the year	5,640,860	13,176,244
Members' equity (deficit) beginning of year	(8,504,420)	(21,680,664)
Members' equity (deficit) end of year	(2,863,560)	(8,504,420)

Statements of Cash Flows		
December 31	2015	2014
Cash Flows from Operating Activities		
Net change in members' equity (deficit)	5,640,860	13,176,244
Adjustments to reconcile net change in members' equity (deficit) to net cash provided by (used in) operating activities:		
Net accretion of bond premium (discount)	54,889	47,965
Unrealized (gain) loss on investments	5,792	175,059
Changes in assets and liabilities that provided (used) cash:		
Assessments receivable	(1,860,155)	(218,266)
Interest receivable	13,849	42,259
Accounts payable	125,361	140,330
Reserves for claims and claim adjustment expense	(4,613,680)	(8,743,971)
Net cash provided by operating activities	(633,084)	4,619,620
Cash Flows from Investing Activities		
Purchases of investments	(8,867,831)	(13,054,738)
Maturities of investments	9,829,000	6,355,000
Sales of investments	1,229,389	245,000
Net cash (used in) investing activities	2,190,558	(6,454,738)
Increase (Decrease) in cash and cash equivalents	1,557,474	(1,835,118)
Cash and cash equivalents, beginning of year	1,481,175	3,316,293
Cash and cash equivalents, end of year	3,038,649	1,481,175

ALASKA LIFE AND HEALTH INSURANCE GUARANTY ASSOCIATION

Balance Sheets		
December 31	2015	2014
Assets		
Cash and cash equivalents	534,216	453,925
Assessments receivable*	27,785	95,532
Funds held in NOLHGA Escrow	1,022	1,364
Total assets	563,023	550,821
Liabilities And Members' Equity (Deficit)		
Estimated insurance contractual obligations payable	32,450	36,550
Deferred revenue from members	4,507	4,773
Accounts payable and accrued liabilities	8,364	7,041
Total	45,321	48,364
Members' equity (deficit)	517,702	502,457
Commitments and contingencies	--	--
Total liabilities and members' equity	563,023	550,821

*Net of allowance for doubtful accounts of \$9,770 and \$15,614 at December 31, 2015 and 2014 respectively.

Statements of Cash Flows		
December 31	2015	2014
Cash Flows From Operating Activities		
Cash received from member company assessments and estate distributions, net	229,426	72,091
Cash paid for policyholder obligations	(2,209)	(4,016)
Cash paid to consultants and suppliers	(146,927)	(135,078)
Interest received	1	2
Net cash provided by (used in) operating activities	80,291	(67,001)
Cash and cash equivalents beginning of year	453,925	520,926
Cash and cash equivalents end of year	534,216	453,925
Reconciliation of increase (decrease) in members' equity (deficit) to cash provided by (used in) operating activities:		
Increase (decrease) in members' equity (deficit)	15,245	51,175
Recovery of uncollectible member assessments	1,250	(500)
Adjustments to reconcile increase (decrease) in members' (deficit) to net cash provided by (used in) operating activities:		
Changes in assets and liabilities that provided (used) cash		
Assessments receivable	66,497	(85,972)
Decrease in funds held in NOLHGA Escrow	342	3,490
Estimated insurance contractual obligations payable	(4,100)	(28,450)
Deferred revenue from members	(266)	(3,778)
Accounts payable and accrued liabilities	1,323	(2,966)
Net cash provided by (used in) operating activities	80,291	(67,001)

ALASKA LIFE AND HEALTH INSURANCE GUARANTY ASSOCIATION

Statements of Activities						
December 31	2015			2014		
	Administrative Fund	Insolvency Funds	Total	Administrative Fund	Insolvency Funds	Total
Revenues						
Member assessments	161,750		161,750	161,750	--	161,750
Funds received from liquidators	--	195	195	--	591	591
Net investment income (loss)	--	1	1	--	2	2
Total revenues	161,750	196	161,946	161,750	593	162,343
Expenses						
Claims and claims handling:						
Assumption reinsurance payments	--			--	566	566
Policyholder benefits and claims	--	2,209	2,209	--	3,450	3,450
Change in estimated insurance contractual obligations payable	--	(4,100)	(4,100)	--	(28,450)	(28,450)
Total claims and claims handling	--	(1,891)	(1,891)	--	(24,434)	(24,434)
Accounting and auditing fees	33,357	--	33,357	29,673	--	29,673
Executive director fee	41,149	3,221	44,370	39,100	6,828	45,928
Third party administrator fees	--	34	34	--	42	42
NOLHGA dues and assessments	40,960	2,855	43,815	41,306	2,512	43,818
Uncollectible member assessments	1,250	--	1,250	(500)	--	(500)
Travel	18,959	--	18,959	12,689	--	12,689
General and administrative	6,807	--	6,807	3,952	--	3,952
Total expenses	142,482	4,219	146,701	126,220	(15,052)	111,168
Decrease (increase) in members' equity (deficit)	19,268	(4,023)	15,245	35,530	15,645	51,175
Members' equity (deficit) beginning of year	(46,399)	548,856	502,457	(81,929)	533,211	451,282
Members' equity (deficit) end of year	(27,131)	544,833	517,702	(46,399)	548,856	502,457

RISK RETENTION GROUPS 2015** (\$000)

CAUTION: Risk Retention Groups are not subject to the Alaska Insurance Guaranty Association Act and federal law partially preempts them from certain Alaska insurance regulatory authority. Therefore, extreme caution should be exercised when considering a Risk Retention Group as an insurer.

AK ID	Domicile	Group Name	Prem*
11222	VT	ACADEMIC MEDICAL PROFESSIONALS INSURANCE RISK RETENTION GROUP, LLC	0
10994	VT	AFFILIATES INSURANCE RECIPROCAL A RISK RETENTION GROUP	5
10554	AZ	ALLIED PROFESSIONALS INSURANCE COMPANY RRG	49
8512	VT	AMERICAN ASSOC OF ORTHODONTISTS RRG	21
8351	TX	AMERICAN CONTRACTORS INSURANCE CO RRG	-33
10758	VT	AMERICAN EXCESS INSURANCE EXCHANGE RRG	55
10538	SC	AMERICAN FOREST CASUALTY COMPANY RRG	17
8352	VT	AMERICAN SAFETY RISK RETENTION GROUP INC	0
11228	VT	AMERIGUARD RISK RETENTION GROUP, INC.	5
10933	AZ	APPLIED MEDICO-LEGAL SOLUTIONS RISK RETENTION GROUP INC	0
8354	DE	ARCHITECTS & ENGINEERS INSURANCE CO RRG	0
10884	NV	ARCOA RISK RETENTION GROUP, INC.	22
10925	KY	ARISE BOILER INSPECTION AND INSURANCE COMPANY RRG	5
8483	VT	ATTORNEYS' LIABILITY ASSUR SOCIETY INC A RRG	242
11115	MT	AVIATION ALLIANCE INSURANCE RISK RETENTION GROUP, INC.	39
11245	HI	CALIFORNIA HEALTHCARE INSURANCE COMPANY, INC., A RISK RETENTION GROUP	0
10960	DC	CARING COMMUNITIES A RECIPROCAL RISK RETENTION GROUP	0
10608	VT	CLAIM PROFESSIONALS LIABILITY INSURANCE COMPANY RRG	33
10964	VT	COLLEGE RISK RETENTION GROUP	20
8358	VT	CPA MUTUAL INSURANCE CO OF AMERICA RRG	100
10993	MT	CROSSFIT RISK RETENTION GROUP INCORPORATED	23
8359	VT	EVERGREEN USA A RISK RETENTION GROUP	0
10504	NV	GOLDEN INSURANCE COMPANY RRG	82
11020	DC	HEALTH CARE INDUSTRY LIABILITY RECIPROCAL INS CO, A RISK RETENTION GROUP	56
10481	NE	LENDERS PROTECTION ASSURANCE COMPANY RISK RETENTION GROUP	0
20045	DC	LONE STAR ALLIANCE, INC. A RISK RETENTION GROUP	36

AK ID	Domicile	Group Name	Prem*
10450	DE	MARATHON FINANCIAL INSURANCE COMPANY INC RRG	0
11216	DC	MEDPRO RRG RISK RETENTION GROUP	0
10379	VT	MENTAL HEALTH RISK RETENTION GROUP, INC.	0
11132	DC	NASW RISK RETENTION GROUP, INC.	20
11160	HI	NATIONAL GUARDIAN RISK RETENTION GROUP, INC.	0
8513	DC	NATIONAL SERVICE CONTRACT INS CO RRG	-2
8350	IL	OMS NATIONAL INSURANCE COMPANY RRG	189
10615	VT	OOIDA RISK RETENTION GROUP INC	10
8364	VT	OPHTHALMIC MUTUAL INSURANCE COMPANY RRG	0
10912	DC	PCH MUTUAL INSURANCE COMPANY INC A RISK RETENTION GROUP	140
11082	MT	PIA PROFESSIONAL LIABILITY INSURANCE COMPANY, A RISK RETENTION GROUP	0
8366	MO	PREFERRED PHYSICIANS MEDICAL RRG INC	23
10543	DC	PROBUILDERS SPECIALTY INSURANCE COMPANY RRG	0
10616	AZ	RESTORATION RISK RETENTION GROUP INC	9
20046	SC	ROMULUS RISK INSURANCE RISK RETENTION GROUP, INC.	0
10542	VT	SECURITY AMERICA RISK RETENTION GROUP INC	3
10636	DC	SPIRIT MOUNTAIN INSURANCE COMPANY RISK RETENTION GROUP	19
10612	SC	ST CHARLES INSURANCE COMPANY RRG	0
10474	VT	STICO MUTUAL INSURANCE COMPANY RRG	220
8370	VT	TERRA INSURANCE COMPANY (A RISK RETN GRP)	569
11136	VT	TERRAFIRMA RISK RETENTION GROUP LLC	5
11243	VT	THE DOCTORS COMPANY RISK RETENTION GROUP, A RECIPROCAL EXCHANGE	0
10463	VT	UNITED EDUCATORS INSURANCE A RECIPROCAL RISK RETENTION GROUP	424
8371	CO	WESTERN PACIFIC MUTUAL INS CO (A RRG)	0
TOTAL PREMIUM			2,406

*Premiums under \$500 are rounded to zero.

**In compliance with 3AAC 24.010 -.290.

PURCHASING GROUPS 2015

Company Name	AK ID
123CPL	11088
ADULTS & CHILDRENS RISK PURCHASING GROUP, INC	10371
AGENTS PROFESSIONAL LIABILITY SERVICE ORGANIZATION	10618
AKC PG, INC	10786
ALIVERISK RPG, INC.	11205
ALLIANCE OF EVENT PLANNERS & VENDORS, INC	11100
ALLIANCE OF NONPROFITS, INC	11099
ALLIED HEALTHCARE PROVIDERS ASSOCIATION RPG	11016
AMERICAN ACUPUNCTURE COUNCIL PG	10264
AMERICAN ASSOCIATION OF ADVERTISING AGENCIES INC	10265
AMERICAN ASSOCIATION OF REAL ESTATE OWNERS RPG	10922
AMERICAN FEDERATION OF DAILY CARE SERVICES INC	10267
AMERICAN HEALTH CARE PROFESSIONS PURCHASING GROUP ASSOCIATION	10289
AMERICAN MASSAGE COUNCIL INSURANCE BUYING GROUP INC	10302
AMERICAN PORTS INSURANCE PROGRAM RPG	10866
AMERICAN SOCIETY OF HEALTH SYSTEM PHARMACISTS RISK PG	10288
AMERICAN SPECIALTY SPORTS & ENTERTAINMENT PG	10756
AMERICAN TAX PREPARERS PURCHASING GROUP	10916
ANA SNA PURCHASING GROUP ASSOCIATION	10290
AON AGING SERVICES PG	10856
ARTHUR J GALLAGHER FINANCIAL SERVICES PROFESSIONAL RISK PURCHASING GROUP, LLC	11152
ASSOCIATION OF PUBLIC AND PRIVATE EDUCATORS	10273
ASSOCIATION OF RESPONSIBLE TANNING SALON OPERATORS INC	10292
ASSOCIATION RESOURCE GROUP PG	10853
ASSOCIATIONS AND PROFESSIONALS GENERAL LIABILITY PG	10274
ATHLETIC ALLIANCE RISK PURCHASING GROUP	10276
ATTORNEYS' ADVANTAGE RISK PURCHASING GROUP	11135
AUTOMOTIVE INSURANCE PURCHASING GROUP	11173
AVMA PROFESSIONAL LIABILITY INSURANCE TRUST PURCHASING GROUP	10277
B&L SELECT TRANSPORTATION RPG, INC.	11125
BEAUTY HEALTH & TRADE ALLIANCE	10907
BEHAVIORAL HEALTH PURCHASING GROUP	10857
BIG I RISK PURCHASING GROUP, LLC	11103

Company Name	AK ID
BOOM TRUCK & CONCRETE PUMPERS PG	10855
BSA LOCAL COUNCIL PURCHASING GROUP ASSOCIATION, INC.	10681
CHIROFUTURES INC. RPG	11033
CLEARWATER TRANSPORTATION INSURANCE PROGRAM	10772
COLLEGE AND UNIVERSITY SCHOLASTIC EXCESS RPG, LLC	20056
COLLEGE RISK PURCHASING GROUP, INC.	10962
COMBINED REAL ESTATE PURCHASING ENTERPRISE, INC.	10903
COMMERCIAL FOR HIRE TRANSPORTATION PG	10579
COMMUNITY ASSOCIATIONS PG INC	10545
CULTURAL & HISTORICAL INSTITUTIONS PG, INC.	10901
DESIGN PROFESSIONALS ASSOCIATION RISK PURCHASING GROUP INC	10284
DESIGNPRO PURCHASING GROUP	10602
DEWITT STERN CULTURAL INSTITUTION RISK PURCHASING GROUP, INC.	11105
DISTINGUISHED PROPERTIES ASSOCIATES INC	10084
DISTINGUISHED PROPERTIES UMBRELLA MANAGERS INC	10090
DISTINGUISHED STAR CONTRACTORS RPG INC	10088
DT PODIATRIC PREFERRED, LLC	11186
DT PREFERRED GROUP, LLC	11000
EDUCATION SUPPORT PURCHASING GROUP	10992
EMPLOYMENT PRACTICES RISK MANAGEMENT ASSOCIATION RPG	11234
ERS RISK PURCHASING GROUP ASSOCIATION INC	10594
F P PURCHASING GROUP	10517
FAMILY ENTERTAINMENT CENTERS SAFETY ASSOC INC	10632
FIRE SPRINKLER RPG, INC	11064
FITCO RISK PURCHASING GROUP, LLC	10975
FITNESS AND WELLNESS PURCHASING GROUP	10058
FITNESS INSURANCE, LLC	10990
FLEET ASSURANCE PURCHASING GROUP	11022
FOOD SERVICES RPG, INC.	11209
GARAGE SERVICE & EQUIPMENT DEALERS LIAB ASSN OF AMERICA, INC.	10867
GGP TENANTS PURCHASING GROUP	20036
GLYNN GENERAL PURCHASING GROUP, INC	10769
GREAT AMERICAN CITIES PURCHASING GROUP INC	10465
HABITAT FOR HUMANITY PURCHASING GROUP INC	10330

Company Name	AK ID
HARP, INC.	11164
HEALTH CARE PROFESSIONS PURCHASING GROUP ASSOCIATION	10287
HEALTHCARE PROFESSIONALS RPG INC	10095
HEALTHCARE PROVIDERS SERVICE ORGANIZATION	10300
HORSEMEN OF NORTH AMERICA SAFETY CONTROL PURCHASING GROUP	10303
HOSPITALITY RISK PURCHASING GROUP OF AMERICA, INC	10881
HUDSON HEALTHCARE PURCHASING GROUP	11195
HUDSON MEDIA PROTECTION PURCHASING GROUP	10788
HUDSON QSR PURCHASING GROUP	10829
HUDSON RAILROAD PROTECTIVE LIABILITY GROUP	10830
HUDSON TRANSPORTATION PURCHASING GROUP	11059
IDENTITY CRIME PREVENTION, INC.	11231
IG INC	10304
INSURANCE PLUS RISK PURCHASING GROUP, LLC	11091
INTEGRATED RISK FACILITIES, INC	10704
INTERNATIONAL SPECIAL EVENTS & RECREATION ASSOC INC	10567
IPHFHA RISK PURCHASING GROUP	11067
IRF CONSTRUCTION GROUP INC	10210
IRF HOSPITALITY GROUP INC	10209
IRF MANUFACTURING GROUP INC	10206
IRF REAL ESTATE OPERATIONS GROUP INC	10207
IRF RESTAURANT GROUP INC	10205
IRF RETAIL GROUP INC	10204
IRF SERVICE GROUP INC	10203
IRF WHOLESAL GROUP INC	10199
LAWYERS PROTECTOR PLAN PURCHASING GROUP	10757
LEGAL PROFESSIONALS RPG INC	10706
LITTLE LEAGUE BASEBALL RISK PURCHASING GROUP INC	10291
MAGAW HEALTH CARE PROFESSIONALS PURCHASING GROUP ASSOCIATION	10059
MEDICAL PROFESSIONALS PROGRAM PG	10631
MEDPRO PROVIDER SOLUTIONS, INC.	11200
MERCER FINANCIAL SERVICES PROFESSIONAL RPG	10854
METROPOLITAN COMMERCIAL REAL ESTATE ASSOC., INC.	10930

PURCHASING GROUPS 2015

Company Name	AK ID
MOTORS INSURANCE PURCHASING GROUP INC	10310
NATIONAL ASSOCIATION OF BROADCASTERS RISK PG	10318
NATIONAL ASSOCIATION OF INDEPENDENT HEALTHCARE PROFESSIONALS	10320
NATIONAL ASSOCIATION OF INSURANCE AND FINANCIAL ADVISORS	10317
NATIONAL ASSOCIATION OF SALARIED PROFESSIONALS PG INC	10314
NATIONAL AUTOMOBILE DEALERS PG, INC.	10902
NATIONAL AUTOMOTIVE COALITION, INC.	11044
NATIONAL CHIROPRACTIC COUNCIL	10200
NATIONAL EVENT PROVIDERS ASSOCIATION	10941
NATIONAL LEGAL AID & DEFENDER ASSOCIATION	10321
NATIONAL NEWSPAPER ASSOCIATION	10347
NATIONAL PROFESSIONAL PURCHASING GROUP ASSOCIATION INC	10391
NATIONAL PROGRAMS PURCHASING GROUP	10334
NATIONAL REAL ESTATE PURCHASING GROUP, INC.	20043
NATIONAL RESTAURANT OWNERS PG INC	10736
NATIONAL RETAIL SAFETY ASSOCIATION INC.	11227
NATIONAL SOCIETY OF DENTAL PRACTITIONERS INC	10574
NATIONWIDE EXCLUSIVE AGENT RPG LLC	10709
NCMIC DIVERSIFIED HEALTH RPG ASSOCIATION	10093
NEW YORK LIFE AGENTS PURCHASING GROUP	10680
NON-PROFIT SERVICE ORGANIZATION	10113
NORMAN-SPENCER CRANE & BOOM TRUCK RISK PURCHASING GROUP, INC.	11057
NORMAN-SPENCER REAL ESTATE RISK PURCHASING GROUP, INC.	11110
NORTH AMERICAN DATA SECURITY RPG	20035
NORTH AMERICAN KIOSK RPG, INC.	11172
OUTDOOR & RECREATIONAL INSURANCE PROGRAM	10478
PARAMOUNT CONSTRUCTION GROUP, INC.	11226
PARAMOUNT MANUFACTURING GROUP, INC.	11225
PARAMOUNT REAL ESTATE GROUP, INC	10761
PARAMOUNT RETAIL GROUP, INC.	11224
PARAMOUNT SERVICE GROUP, INC.	11223
PREFERRED DELIVERY RPG, INC.	11123
PREFERRED MOTOR SPORTS RISK PURCHASING GROUP	11148

Company Name	AK ID
PREFERRED PROFESSIONAL PURCHASING GROUP	10337
PREFERRED PROPERTY PROGRAM, INC	10794
PREMIER CHOICE HOME SERVICES RPG, INC.	11124
PREMIER HOSPITALITY INSURANCE GROUP, INC.	11166
PRIMARY REAL ESTATE INSURANCE MANAGEMENT ENTERPRISE, INC.	11171
PROFESSIONAL AUDITORS, CONSULTANTS & ENGINEERS RPG	20062
PROFESSIONAL COUNSELORS PURCHASING GROUP INC	10395
PROFESSIONAL INDUSTRY PURCHASING GROUP	11217
PROMOTION, EVENT AND PRIZE PURCHASING GROUP	11104
PSIC RPG ASSOCIATION	10092
PSYCHOLOGISTS PURCHASING GROUP ASSOCIATION	10414
REAL ESTATE SERVICES PURCHASING ASSOCIATION, THE	11001
REBOUND RISK PURCHASING GROUP, INC.	11137
RENTERS LEGAL LIABILITY RISK PURCHASING GROUP, INC.	11165
S & F PERSONAL TRAINER RISK PURCHASING GROUP	20071
SAFETY MERCHANTS & RETAIL TENANTS UMBRELLA, INC.	20003
SAP PURCHASING GROUP, INC.	11201
SCHOOL SUPPORT PURCHASING GROUP	10804
SECURITY AMERICA RPG LLC	20029
SELECT HOSPITALITY INSURANCE GROUP, INC.	11167
SF RISK MANAGEMENT GROUP, LLC	10828
SHAHINIAN RPG, INC.	11032
SHOWSTOPPERS(TM) PURCHASING GROUP	10787
SIG SPORTS, LEISURE AND ENTERTAINMENT RISK PURCHASING GROUP LLC	20015
SIGMA PURCHASING GROUP ASSOCIATION	10687
SOLIDARITY PURCHASING GROUP	10825
SOUTHWEST REAL ESTATE PURCHASING GROUP INC	10492
SPECIAL EVENT LIABILITY GROUP INSURANCE TRUST	10479
SPORTS & FITNESS INS P G ASSOCIATION	10622
SPORTS AND RECREATION PROVIDERS ASSOCIATION	10558
STARR WRIGHT RISK PURCHASING GROUP, LLC	20040
SWISS RE PURCHASING GROUP FOR INSURANCE AGENTS	10812
SZ FLY SAFE RPG	20063
TV AND RADIO PURCHASING GROUP INC	10346

Company Name	AK ID
TMS-CBS RPG, LLC	11069
TRUST FOR INSURING EDUCATORS PURCHASING GROUP TRUST PG	10421
ULLICO ORGANIZED LABOR PROTECTION GROUP LLC	11111
UNEMPLOYMENT ALTERNATIVES PURCHASING GROUP	20055
VENTURE HOSPITALITY, INC.	10860
VETERINARY AND ANIMAL SERVICES PURCHASING GROUP	11236
VOLUNTEER INSURANCE SERVICE ASSOCIATION INC	10083
WBC RISK PURCHASING GROUP, INC	11086
WCPP PURCHASING GROUP, INC.	10833
WELLNESS AND BEAUTY ASSOCIATION RPG	11024
WELLNESSPRO PURCHASING GROUP	11127
WELLS FARGO ADVISORS FINANCIAL NETWORK PG	10759
WILLIS RISK PURCHASING GROUP, INC.	11204
WORLDWIDE OUTFITTERS & GUIDES ASSOCIATION INC	10571
SWISS RE PURCHASING GROUP FOR INSURANCE AGENTS	10812
SZ FLY SAFE RPG	20063
SAFETY MERCHANTS & RETAIL TENANTS UMBRELLA, INC.	20003
SECURITY AMERICA RPG, LLC	20029
T V AND RADIO PURCHASING GROUP INC	10346
TMS-CBS RPG, LLC	11069
TRUST FOR INSURING EDUCATORS PURCHASING GROUP TRUST PG	10421
ULLICO ORGANIZED LABOR PROTECTION GROUP LLC	11111
UNITED STATES EQUESTRIAN FEDERATION SERVICE COMPANY RPG	10819
UNEMPLOYMENT ALTERNATIVES PURCHASING GROUP	20055
VENTURE HOSPITALITY, INC.	10860
VETERINARY AND ANIMAL SERVICES PURCHASING GROUP	11236
VOLUNTEER INSURANCE SERVICE ASSOCIATION INC	10083
WBC RISK PURCHASING GROUP, INC	11086
WCPP PURCHASING GROUP, INC.	10833
WELLNESS AND BEAUTY ASSOCIATION RPG	11024
WELLNESSPRO PURCHASING GROUP	11127
WELLS FARGO ADVISORS FINANCIAL NETWORK PG	10759
WILLIS RISK PURCHASING GROUP, INC.	11204
WORLDWIDE OUTFITTERS & GUIDES ASSOCIATION INC	10571

CONSUMER INFORMATION

The Alaska Division of Insurance provides information for consumers on a variety of insurance topics at www.insurance.alaska.gov.

You can also find the following publications on our website or contact us for a copy.

HEALTH

[Medicare Supplement Insurance \(MEDIGAP\) Rate Guide](#)

AUTO

[Automobile Insurance Guide](#)

HOME

[Homeowners Insurance Guide](#)

CREDIT INFO

[Insurance Credit Scoring in Alaska](#)

[Insurance Score Models](#)

[Understanding How Insurers Use Credit Information](#)

[What Alaskans Need to Know About Credit Use](#)

CONTACT THE DIVISION OF INSURANCE

JUNEAU

State Office Building, 9th Floor
333 Willoughby Avenue
Juneau, Alaska 99811-0805

Main Phone (907) 465-2515
Fax (907) 465-3422

MAILING ADDRESS

P.O. Box 110805
Juneau, Alaska 99811-0805


ANCHORAGE

Robert B. Atwood Building
550 W. 7th Avenue, Suite 1560
Anchorage, Alaska 99501-3597

Main Phone (907) 269-7900
Fax (907) 269-7910

1-800-INSURAK in-state,
outside Anchorage

insurance@alaska.gov



ADA Statement

The State of Alaska, Department of Commerce, Community, and Economic Development, Division of Insurance, complies with Title II of the Americans with Disabilities Act of 1990. Upon request, this report will be made available in large print or other accessible formats. Please direct requests for alternative formats to 907-465-2597 or use text telephone 907-465-5437. E-mail requests can be sent to insurance@alaska.gov.