



# 2022 Annual Report · Alaska Division of Insurance



# FROM THE DIRECTOR

**The Honorable Mike Dunleavy, Governor of the State of Alaska**  
**Julie Sande, Commissioner of the Department of Commerce, Community, and Economic Development**  
**Members of the Alaska State Legislature**

In accordance with AS 21.06.110, it gives me great pride to present the 84th annual report of the Division of Insurance. This report covers activity from calendar years 2021-2022 and fiscal year 2022, which ended on June 30, 2022.

The mission of the Division of Insurance is to regulate the insurance industry to protect Alaskan consumers. We take our charge seriously and strive to provide a state-based regulatory framework that is both protective of our consumers and responsive to national and international trends. The division's experienced and knowledgeable staff enforces the consumer protections provided under Title 21. The staff is also committed to nurturing a strong and competitive market to provide a full spectrum of insurance products in individual and commercial markets.

Coming out of the pandemic, the division was not immune from "the Great Resignation" and experienced staff turnover. The division has implemented a partial telework schedule and worked to fill vacant positions. This has stabilized the workforce and improved morale.

The division has continued to make headway in addressing the cost and quality of health care in Alaska. The division was awarded a five-year extension of its existing 1332 Innovation Waiver and continues to operate the Alaska Reinsurance Program to lower the cost of health care in the individual and small group markets. The division was also awarded a federal grant to review essential health benefits and is working through the process to modify them to best suit Alaskans' needs. The division recently procured a vendor for a Health Payment and Utilization Database that was funded by the Legislature toward the end of last session. Gathering health care information will allow the administration to make informed decisions regarding efficacy, utilization, and cost containment.

As the Director, I've represented Alaska nationally through involvement with the National Association of Insurance Commissioners (NAIC). I've been involved in developing analytical and regulatory tools to assist state insurance agencies through my position on the NAIC Special Committee on Race and Insurance.

Cover Image:  
An aerial view of downtown Fairbanks during summer rain showers at sunset.

I've also worked to uphold the financial standards for state regulators through my chairmanship of the NAIC Financial Regulation Standards and Accreditation Committee. The division's financial section is audited every three years and has maintained accreditation with flying colors.

As there has been a societal shift in the past decade towards environmental social governance (ESG), the division has been in the precarious situation of supporting a transition to renewable energy while fiercely protecting underwriting for a hallmark of Alaska's economy—natural resource development. Many companies are currently refusing to insure fossil fuel development on the north slope due to ESG. It truly is a balancing act. There are so many examples—California committed to electric vehicles by 2025 but currently can't support their electrical grids. Mining, which falls under natural resource development, is essential to manufacture microchips and batteries for electric vehicles. I stand committed to protecting Alaska's natural resource development as we shift toward the development of renewable resources.

The Division of Insurance is proud of the positive impact we have had on stabilizing the individual health care market in the state, of our consumer protection efforts, and of our work to strengthen the competitive insurance market. Though we continue to face many challenges due to Alaska's small population and relative geographic isolation, we are committed to fostering economic growth and improved access to affordable health care through a robust insurance market in the state.

We thank the department, the administration, and the Legislature for their continued support. We pledge to continue our efforts to make the Alaska insurance market function effectively and to never forget those we serve or our reason for existing: to protect the consumers of Alaska.

Respectfully submitted,



Lori Wing-Heier  
Director

# Alaska Division of Insurance Organization Chart

**Financial Reports and Audits** enforces statutes and regulations on tax and surplus lines; collects premium tax revenue for the state; conducts premium tax audits of surplus lines broker licensees; and proposes necessary changes to statutes and regulations for a healthy marketplace and protection of the public.

**Consumer Services** investigates consumer inquiries and complaints against insurance companies and producers to help ensure fair treatment to policyholders.

**Investigations** investigates fraudulent insurance activity and operation without a license or certificate of authority; liaises with federal, state, and municipal law enforcement agencies.

**Licensing** administers the licensing and continuing education requirements for all persons seeking insurance licensure in Alaska.

**Administration** establishes division policies and procedures; directs and supports activities of the division.

**Governor**

**Commissioner**

**Deputy Commissioner**

**Director**

**Deputy Director**

**Actuarial/Filings** provides information and analysis on all types of insurance to other sections; ensures that policy language accurately reflects benefits; ensures that rates are not excessive, inadequate, or unfairly discriminatory; and ensures that forms are not deceptive or misleading.

**Market Regulation** monitors all regulated entities in the Alaska insurance market for compliance with Alaska laws and regulations, using targeted examinations or market analysis.

**Actuaries** assist in monitoring insurers' solvency and compliance with Alaska laws; conduct insurer examinations; and collect and analyze data to develop more effective insurance regulation.

**Financial Examinations** enforces financial-solvency-related statutes and regulations; conducts company and agency financial analyses and examinations; issues certificates of authority to domestic insurers and companies admitted to do business in Alaska; reviews purchasing group applications; reviews certificate of authority amendments; and recommends appropriate regulatory actions against violators of Alaska insurance laws and regulations.

**Financial Reports and Audits**

**Consumer Services**

**Investigations**

**Licensing**

**Property and Casualty**

**Life and Health**

**Administration**

**Financial Examinations**

# ANNUAL REPORT 2022

## REVENUE

Revenue, Appropriations, Expenditures 5  
Total Premiums Written 5  
Premiums by Line 5  
Premium Tax Rates 6  
Tax Credits Claimed 6

## ADMINISTRATIVE

Bulletins 8  
Regulatory Adoption Orders 8  
Regulatory Orders 8  
Financial Examinations 8  
Legislation 8  
Disciplinary Orders 8

## CONSUMER COMPLAINTS AND INVESTIGATIONS

Consumer Complaints 10  
Complaint Reasons 10  
Complaints by Line 10  
Complaint Cases by Year 10  
Companies with Five or More Complaints 11  
Complaint Outcomes 11  
Investigations 11  
External Healthcare Review Determinations 11

## ACTUARIAL

Rates and Forms 13  
Advisory Organizations 13  
Rating and Joint Underwriting Organizations 14  
Alaska Automobile Plan 15  
Workers' Compensation Assigned Risk Plan 16

## PRODUCER LICENSING

Licensing Statistics by Class 18  
Resident Licensing Examinations 19

## COMPANY CERTIFICATE OF AUTHORITY

Admitted by Type 20  
New Admitted Insurers 20  
Domestic Insurers 20  
Authority Amendments 21  
Suspension and Revocation Orders 21  
Redomestications 21  
Mergers and Surrenders 21  
Name Changes 22

## LIFE INSURERS

Recap 24  
Admitted Companies 25-29  
Life Market Share 30  
Annuity Market Share 31  
Total Business 32-40

## HEALTH INSURERS

Recap 42  
Claims Survey 42  
Individual 43  
Group 44  
Admitted Companies 45  
Market Share by Category 46  
Market Share Totals 47  
Total Business 48-52

## PROPERTY/CASUALTY INSURERS

Recap 54  
Admitted Companies 55-62  
Market Share 63-73  
Total Business 74-81

## TITLE COMPANIES 81

## SURPLUS LINES, UNAUTHORIZED, NONADMITTED

Surplus Lines Premiums 83  
Premium Tax Audits 83  
Unauthorized and Independently Procured Premiums and Taxes 84  
Non-Admitted Premiums and Taxes 85

## GUARANTY ASSOCIATIONS

Alaska Insurance Guaranty Association 86-87  
Alaska Life and Health Insurance Guaranty Association 88

## RISK RETENTION GROUPS 89

## AIR AMBULANCE SERVICE PROVIDERS 89

## PURCHASING GROUPS 90-91

## CONSUMER INFORMATION 92

## CONTACT THE DIVISION OF INSURANCE 92



## REVENUE, APPROPRIATION, AND EXPENDITURE

FISCAL YEAR	2018	2019	2020	2021	2022
Fees	10,596,987	13,268,472	13,053,354	13,360,980	13,704,204
Taxes & Penalties*	60,319,817	77,779,508	63,929,361	60,146,453	66,905,136
Total Revenue	70,916,804	91,047,980**	76,982,715	73,507,432	80,609,340
Appropriation	7,095,000	7,148,000	7,307,800	7,275,800	7,604,600
Expenditure	6,672,070	6,623,880	6,867,825	6,502,268	6,644,658

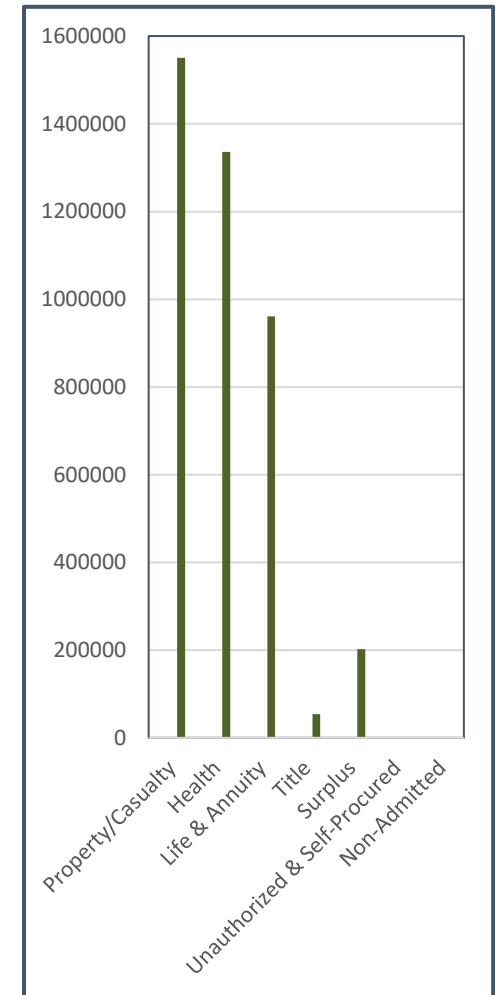
\*Includes Workers' Compensation tax transferred to Dept. of Labor.

\*\*Includes a onetime settlement of \$16,550,000.

## TOTAL PREMIUMS WRITTEN (\$000)

CALENDAR YEAR	2017	2018	2019	2020	2021
Property/Casualty includes Risk Retention Groups and Automobile Service Corporations	1,460,917	1,492,544	1,529,322	1,518,918	1,550,504
Health includes Hospital and Medical Service Corporations, Fraternal, Life, and Property & Casualty	1,219,400	1,263,607	1,268,918	1,292,804	1,336,393
Life & Annuity includes Fraternal	831,518	849,575	905,176	791,932	960,974
Title	31,270	28,280	30,549	45,469	53,760
Surplus includes Wet Marine	122,189	137,708	148,837	172,849	202,053
Unauthorized & Self-Procured Direct Placement	1,325	1,409	1,867	759	700
Non-Admitted	783	681	782	775	805
<b>Total</b>	<b>3,667,402</b>	<b>3,773,804</b>	<b>3,885,450</b>	<b>3,823,506</b>	<b>4,105,189</b>

## CY 2021 PREMIUMS BY LINE



## PREMIUM TAX RATES

ADMITTED	%
Domestic and Foreign Life, Health, Property/Casualty, and Risk Retention Groups except Wet Marine and Transportation (Total direct premiums less dividends/returns)	2.70
Individual Life (Premium up to \$100,000) (Premium in excess of \$100,000)	2.70 0.08
Hospital and Medical Service Corporations (Gross premiums less claims paid)	6.00
Wet Marine and Transportation (Gross underwriting profit)	0.75
Automobile Service Corporations (Total direct premiums less dividends/returns)	2.70
Title (Gross premium)	1.00
Multiple Employer Welfare Arrangements (Total contributions less excess of loss and pass through premiums)	2.70

### SURPLUS LINES

Property/Casualty except Wet Marine and Transportation (Gross premiums less returned premiums)	2.70
Wet Marine and Transportation (Gross premiums)	0.75
Filing Fee for all Surplus Lines Transactions (Gross premiums less returned premiums)	1.00

### UNAUTHORIZED AND INDEPENDENTLY PROCURED

Wet Marine and Transportation (Gross premiums)	0.75
All Other Lines (Gross premiums)	3.70

## TAX CREDITS CLAIMED CY 2021

	CONTRIBUTION	CREDIT CLAIMED
Education AS 21.96.070	\$0	\$0
Film AS 43.98.030(C)	N/A	\$142,668

### LATE PAYMENT FEE

Late fees are assessed at \$50 per month + 5% of the tax due per month or part of a month, up to a maximum of \$250 + 25% of the tax due and interest of 1% per month or part of a month.

If payment is not received by the Automated Clearing House payment method through OPTins, a penalty of 25% of the tax due is assessed, with a minimum of \$100 and maximum of \$2,000.



# ADMINISTRATIVE

Bulletins 8

Regulatory Adoption Orders 8

Regulatory Orders 8

Financial Examinations 8

Legislation 8

Disciplinary Orders 8

## BULLETINS FY 2022

<a href="#">B 21-05</a>	Eligible Surplus Lines Insurers in the State of Alaska
<a href="#">B 21-06</a>	OPTins for Ad Hoc Filings and Payments
<a href="#">B 21-07</a>	Notice Regarding Changes in Licensing Processes and Fees
<a href="#">B 22-01</a>	Independent Adjuster License Exemption Applications
<a href="#">B 22-02</a>	Fair Treatment To Consumers Following Severe Weather
<a href="#">B 22-03</a>	Eligible Surplus Lines Insurers in the State of Alaska
<a href="#">B 22-04</a>	Annual Survey on Health Insurance

## REGULATORY ADOPTION ORDERS FY 2022

<a href="#">RA 21-01</a>	Adopting Changes to Regulations of the Division of Insurance: Reserve financing, credit for reinsurance including reciprocal jurisdictions, and quarterly reports.
<a href="#">RA 21-02</a>	Long Term Care
<a href="#">RA 22-01</a>	Adopting Changes to Regulations of the Division of Insurance: Dealing with Suitability in Annuity Transactions

## REGULATORY ORDERS FY 2022

<a href="#">R 21-06</a>	Order Authorizing Placement of Workers' Compensation Coverage with a Nonadmitted Insurer
<a href="#">R 22-01</a>	Surplus Lines Placement List
<a href="#">R 22-02</a>	Order Suspending File and Use for Property and Casualty
<a href="#">R 22-03</a>	Order Authorizing Placement of Workers' Compensation Coverage With a Nonadmitted Insurer

## FINANCIAL EXAMS FY 2022

Exam #	Company Name	Exam Call	Public Report
<a href="#">FE 21-01</a>	ARECA Insurance Exchange	12/31/2020	06/13/22

## LEGISLATION PASSED IN CY 2021

<a href="#">SB 87</a>	Relating to credit for reinsurance; and providing for an effective date
<a href="#">SB 106</a>	Relating to renewal of insurance coverage for homeowners and renters; and providing for an effective date

## DISCIPLINARY ORDERS FY 2022

<a href="#">D 21-02</a>	Natalie Hausinger (Stipulated Agreement and Order)
<a href="#">D 21-04</a>	Sea Mountain Insurance Brokers (Stipulated Agreement and Order)
<a href="#">D 21-05</a>	AAA Mountainwest Inc. (Stipulated Agreement and Order)
<a href="#">D 21-06</a>	Affinity Insurance Services Inc. (Stipulated Agreement and Order)
<a href="#">D 21-07</a>	Hausch & Company (Stipulated Agreement and Order)
<a href="#">D 21-08</a>	Bryan Dunn (Stipulated Agreement and Order)
<a href="#">D 21-09</a>	Melissa Marie DeLeon (Stipulated Agreement and Order)
<a href="#">D 22-02</a>	ABD Insurance and Financial Services, Inc. Newfront Insurance Services, LLC. (Stipulated Agreement and Order)
<a href="#">D 22-03</a>	Senior Health Insurance Company of Pennsylvania (Cease and Desist and Order)
<a href="#">D 22-05</a>	New Hampshire Insurance Company (Stipulated Agreement and Order)



# CONSUMER COMPLAINTS AND INVESTIGATIONS

Consumer Complaints 10

Complaint Reasons 10

Complaints by Line 10

Complaint Cases by Year 10

Companies with Five or More Complaints 11

Investigations 11

External Healthcare Review Determinations 11

## CONSUMER COMPLAINTS CY 2021

Reason for Complaint*	
<b>Claim Handling</b>	<b>107</b>
Adjuster Handling	6
Assignment of Benefits	1
Cancellation	1
Coordination of Benefits	2
Coverage Question	1
Delays	17
Denial of Claim	36
Essential Health Benefit	1
Internal Appeal	1
Maximum Out of Pocket	1
Medical Necessity	1
No Preauthorization	1
Nonrenewal	2
Out-of-Network Benefits	5
Pharmacy Benefits	1
Policy Delivery	1
Preventive Care	4
Prompt Pay	6
Recoupment	1
Unsatisfactory Settlement/ Offer	18
<b>Marketing &amp; Sales</b>	<b>6</b>
Failure to Submit Application	1
Fraud/Forgery	1
Misleading Advertising	2
Misrepresentation	1
Premiums Misquoted	1

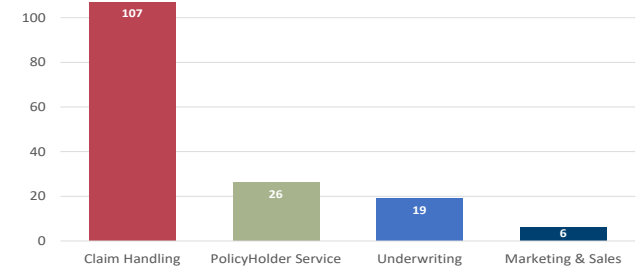
Reason for Complaint*	
<b>PolicyHolder Service</b>	<b>26</b>
Cash Value	2
Closed Network/Provider Discrimination	1
Coverage Question	3
Delays	1
Delays/No Response	1
Misrepresentation	1
Payment Not Credited	2
Policy Delivery	2
Premium & Rating	1
Premium Notice/Billing	8
Premium Refund	3
Prompt Pay	1
<b>Underwriting</b>	<b>19</b>
Cancellation	6
Delays	1
Delays/No Response	1
Endorsement/Rider	1
Misrepresentation	1
Nonrenewal	2
Premium & Rating	6
Refusal to Insure	1
<b>Total Reasons for Complaints</b>	<b>158</b>

\*Total complaints reportable to NAIC.

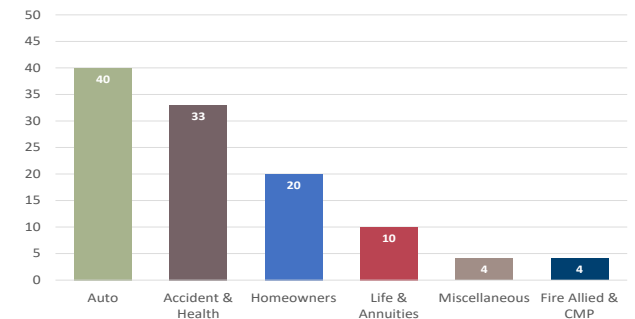
Multiple reasons may be assigned to a single complaint.

Complaints by Line*	
<b>Auto</b>	<b>40</b>
Commercial	1
Motorsport	1
Private Passenger	37
Rental	1
<b>Homeowners</b>	<b>20</b>
Condo/Town	1
Homeowners	16
Mobile Homeowner	1
Renters/Tenants	1
<b>Accident &amp; Health</b>	<b>33</b>
Group	6
Individual	27
<b>Life &amp; Annuities</b>	<b>10</b>
Annuities	1
Group Life	3
Individual Life	6
<b>Miscellaneous</b>	<b>4</b>
Inland Marine	1
Pet Insurance	1
Warranty Contract	1
Workers Compensation	1
<b>Fire Allied &amp; CMP</b>	<b>4</b>
Commercial Multi-Peril	4
<b>Total Complaints by line</b>	<b>111</b>

### Complaint Reasons



### Complaints by Line



### Complaint Cases by Year

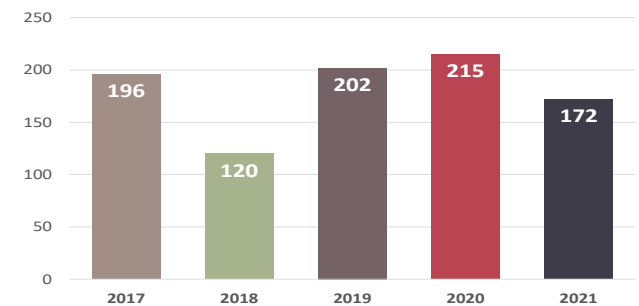


Chart reflects total complaints received in 2021. 111 complaints were reportable to NAIC for 2021.



# CONSUMER COMPLAINTS CY 2021

## Companies with Five or More Complaints

	Alaska Direct Premiums (\$000)				% of AK Market	Expected # Based on % of Market*	Actual # of Complaints	Actual as % of Total
	Life	Health	P&C	Total				
Allstate Insurance Group	\$298	\$4,289	\$102,984	\$107,571	2.5%	3	6	5.4%
Berkshire Hathaway Group	\$400	\$0	\$129,786	\$130,186	3.1%	3	13	11.7%
State Farm	\$18,843	\$0	\$254,324	\$273,167	6.5%	7	10	9.0%
United Serv Automobile Assn	\$12,201	\$1,288	\$148,294	\$161,783	3.8%	4	9	8.1%
Liberty Mutual Group	\$0	\$0	\$124,209	\$124,209	2.9%	3	7	6.3%
Premera Blue Cross Group	\$0	\$982,803	\$0	\$982,803	23.3%	26	24	21.6%
Progressive Group	\$0	\$0	\$66,193	\$66,193	1.6%	2	5	4.5%
<b>Total Companies 5+ Complaints</b>	-	-	-	<b>\$1,845,913</b>	<b>43.7%</b>	<b>48</b>	<b>74</b>	<b>66.7%</b>
<b>Total All Other Companies</b>	-	-	-	<b>\$2,378,818</b>	<b>56.3%</b>	<b>63</b>	<b>37</b>	<b>33.3%</b>
<b>Total All Licensed Companies</b>	-	-	-	<b>\$4,224,731</b>	<b>100.0%</b>	<b>100.0%</b>	<b>111</b>	<b>100.0%</b>

Compiled using NAIC Standard Complaint Data Guidelines.

\*The anticipated number of complaints based on the company's total premium written in Alaska.

## Outcome

Claim Reopened	1
Claim Settled	4
Company Position Overturned	17
Company Position Substantiated	66
Compromised Settlement/Resolution	22
Contract Provision/Legal Issue	12
Insufficient Information	1

Note: A single complaint may be coded with multiple outcome codes.

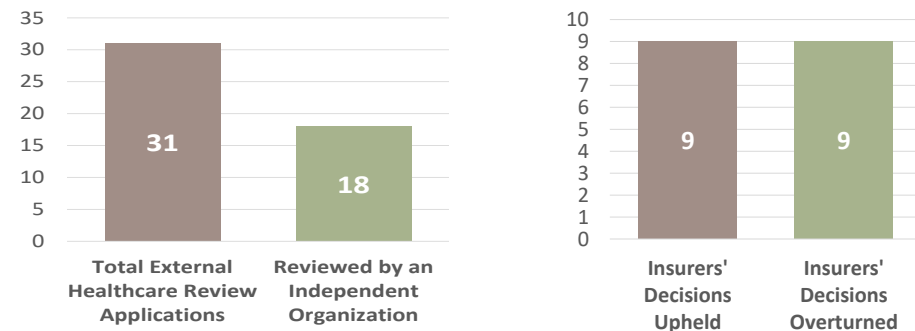
In FY 2022, the Investigations Unit increasingly applied digital and DNA forensics to solve allegations of insurance fraud.

## INVESTIGATIONS FY 2022

Type of Case	Cases Opened	Cases Closed	Convictions	Warning Letters	Licensing Actions
Agent Fraud	5	6	1	0	3
Bail Bonds	1	1	0	0	1
Case Assessment	2	3	0	0	0
Claimant Fraud	19	28	0	14	0
Ins. Doc. Fraud	3	4	0	0	0
License Applicant	4	3	0	0	0
Med. Care Prov. Fraud	0	0	0	0	0
Op. W/O License	0	2	0	0	2
Other Agency Assist	1	2	0	0	0
<b>Total Cases</b>	<b>35</b>	<b>49</b>	<b>1</b>	<b>14</b>	<b>6</b>

Consumer services assisted in the recovery of \$333,949 for consumers with complaints.

## External Healthcare Review Determinations



# ACTUARIAL

Rates and Forms **13**

Advisory Organizations **13**

Rating Organizations **13**

Joint Underwriting Organizations **13**

Alaska Automobile Plan **15**

Workers' Compensation Assigned Risk Plan **16**

## RATES & FORMS CY 2021

### Filings Received

Approved	1,261
Authorized	1,113
Disapproved	33
Withdrawn	234
Other	685
<b>Total</b>	<b>3,326</b>

Many of the filings in this category have been questioned and are pending responses from insurers to correct deficiencies.

## ADVISORY ORGANIZATIONS

Advisory organizations, licensed by the division under AS 21.39.100, are organizations of insurers that assist insurers and rating organizations in rate making by collecting and furnishing loss and loss expense statistics or by submitting recommended rates or loss costs to the division. Advisory organizations include entities referred to elsewhere as statistical agents. Advisory organizations do not make filings on behalf of insurers.

## RATING ORGANIZATIONS

Rating organizations, licensed by the division under AS 21.39.060, make filings on behalf of insurers. Rating organizations may file policy forms, manual rules, loss costs, or final rates on behalf of member and subscriber insurers and must allow all insurers that desire to become members to do so. All rating organizations and insurers may cooperate in rate making to the extent permitted under AS 21.39.

## JOINT UNDERWRITING ORGANIZATIONS

Joint underwriting organizations are groups of insurers formed to insure a specific risk (e.g. aviation, pollution, or large marine) that would otherwise be too large for one insurer to insure. Each individual insurer assumes a portion of the risk. Joint underwriting organizations are not licensed by the division but are subject to regulation under AS 21.39.110.

## ADVISORY ORGANIZATIONS

Organization	Contact	Address	Phone, Fax	Agent for Service	Address	Last Exam on File
Hwy Loss Data Institute	Michele Fields, General Counsel	1005 North Glebe Road Arlington, VA 22201-4571	T (703) 247-1600 F (703) 247-1595	Corporation Service Company	8585 Old Dairy Road, #208 Juneau, AK 99801	N/A
Independent Statistical Service (Subsidiary of Property Casualty Insurers Association of America)	Susan Miller, Senior Vice President & General Manager	8700 West Bryn Mawr, #1200S Chicago, IL 60631-3512	T (847) 553-3626 F (847) 297-5064	Corporation Service Company	8585 Old Dairy Road, #208 Juneau, AK 99801	12/31/2017 Multi-state led by IL
ISO Data, Inc.	Mary Van Sise, Assistant Vice President Government Relations	545 Washington Blvd, Jersey City, NJ 07310-1686	T (201) 469-2652	United States Corp. Co.	9360 Glacier Hwy, #202 Juneau, AK 99801	12/31/2016 Multi-state led by NJ
National Independent Statistical Service	David H. Conrad, President	PO Box 68950 Indianapolis, IN 46268-0950	T (317) 876-6200 F (317) 876-6210	Delores Owen	9360 Glacier Hwy, #202 Juneau, AK 99801	12/31/2011 Multi-state by IN
Oden A West Business	Sylvia Chipp Insall, Retired	7645 East 63rd St, #200 Tulsa, OK 74133-1208	T (918) 556-5305 F (918) 610-9985	Corporation Service Company	8585 Old Dairy Road, #208 Juneau, AK 99801	N/A

## RATING ORGANIZATIONS

Organization	Contact	Address	Phone, Fax	Agent for Service	Address	Last Exam on File	License Expires
Acord Corporation	Debra Sahler	One Blue Hill Plaza, 2nd floor Pearl River, NY 19065	T (845) 535-6431	Corporation Service Company	8585 Old Dairy Road, #208 Juneau, AK 99801	N/A	2/28/2025
AIPSO	David L. Kohlhammer, President	302 Central Avenue Johnston, Rhode Island 02919	T (401) 946-2310 F (401) 528-1350	Corporation Service Company	9360 Glacier Hwy, #202 Juneau, AK 99801	06/30/2014 Multi-state led by RI	12/31/2023
Anywhere Insurance Services, LLC	Cassandra Conrad	6125 Luther Lane, #415 Dallas, TX 75225	T 239-287-8091	Corporation Service Company	8585 Old Dairy Road, Suite 208 Juneau, AK 99801	N/A	7/25/2025
American Association of Insurance Services	Kevin Ross, Senior Director of Government Affairs	701 Warrenville Road, #100 Lisle, IL 60532	T (630) 681-8347 F (630) 681-8356	Tessa Wilson Umialik Insurance Company	1901 S. Bragaw, #100 Anchorage, AK 99508	12/31/2015 Multi-state led by IL	11/30/2023
Arity, LLC	Tara Kozlowski, Director	222 W Merchandise Mart Plaza, #875 Chicago, IL 60654	T (313) 383-5044	CT Corporation System	9360 Glacier Hwy, #202 Juneau, AK 99801	N/A	08/23/2023
Cambridge Mobile Telematics, Inc.	Frederick Khoury	314 Main Street, #1200 Cambridge, MA 02142	T (440) 823-7493	CT Corporation System	9360 Glacier Hwy, #202 Juneau, AK 99801	N/A	4/12/2025
Insurance Services Office, Inc.	Gerard Wendelken, Senior Consultant National Affairs	545 Washington Blvd. Jersey City, NJ 07310-1686	T (201) 469-2648 F (201) 469-4011	United States Corporation Company	8585 Old Dairy Road, #208 Juneau, AK 99801	12/31/2016 Multi-state led by NJ	12/31/2024
National Council on Compensation Insurance	Todd Johnson, State Relations Executive	2815 Townsgate Road, #210 Westlake Village, CA 91361	T (561) 893-3814	CT Corporation System	9360 Glacier Hwy, #202 Juneau, AK 99801	12/31/2015 Multi-state led by FL, GA, ME, MD	02/17/2024
Octo Analytics, LLC	Bonny Sizelove, Regulatory Manager	134 Rumford Ave, #302 Newton, MA 02466	T (619) 395-0156	Corporation Service Company	8585 Old Dairy Road, #208 Juneau, AK 99801	N/A	04/06/2024
On The Money Analytics LLC	Divya Mittal	201 Spear Street, #1100, San Francisco, CA 94105	T 904-414-6508	Registered Agent Solutions, Inc	1400 West Benson Blvd, #370 Anchorage, AK 99503	N/A	10/12/2025
The Surety & Fidelity Association of America	Barbara Feiff, Vice President of Operations	1140 19th Street NW, #500 Washington, DC 20036	T (202) 463-0600 F (202) 463-0606	C. Russell Lewis, Esq. Oles, Morrison, Rinker & Baker	745 West Fourth Ave, #502 Anchorage, AK 99501	12/31/2017 Multi-state by DC	12/16/2025
Willis Towers Watson Analytical Insurance Services, Inc.	Sheila Rodwill, Licensing and Compliance Specialist	800 North Glebe Road Arlington, VA 22203	T (571) 213-6707	Corporation Service Company	8585 Old Dairy Road, #208 Juneau, AK 99801	N/A	05/31/2023

## JOINT UNDERWRITING ORGANIZATIONS

Organization	Contact	Address	Phone, Fax	Last Exam on File
American Nuclear Insurers	Michael P. Cass, VP and General Counsel	95 Glastonbury Blvd. Glastonbury, CT 06033	T (860) 682-1301 F (860) 639-0002	12/31/1979 by CT
Associated Aviation Underwriters	Anthony R. Moschetta, VP and General Counsel	51 John F. Kennedy Pkwy. Short Hills, NJ 07078	T (973) 379-0941	11/30/2001 by NJ
Registered Mail Insurance Association	John L. Comeau, Vice President	100 William Street 3rd Floor New York, NY 10038	T (212) 425-1470	09/30/1985 by FL
United States Aircraft Insurance Group	Nicholas Canelos, SVP, General Counsel, and Secretary	125 Broad Street, 6th Floor New York, NY 10004	T (212) 859-3939	N/A



## ALASKA AUTOMOBILE PLAN

The Alaska Automobile Plan offers insurance for vehicle owners and operators unable to obtain insurance on a voluntary basis. Private passenger auto policy applications are submitted to the Automobile Insurance Plan Service office, a nonprofit management organization for groups administering the residual market, either directly or through an insurance agent, who then assigns the policies to insurers in proportion to each insurer's voluntary market share.

Commercial auto insurance is organized under a servicing carrier program. Currently, all commercial auto assigned risk business is handled by Progressive Casualty Insurance Company and all commercial auto insurers share in the profit or loss of this business based upon each insurer's voluntary market share.

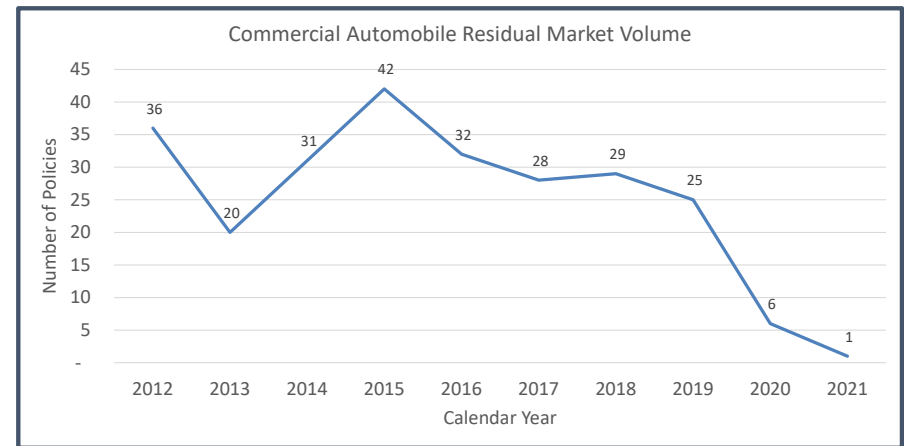
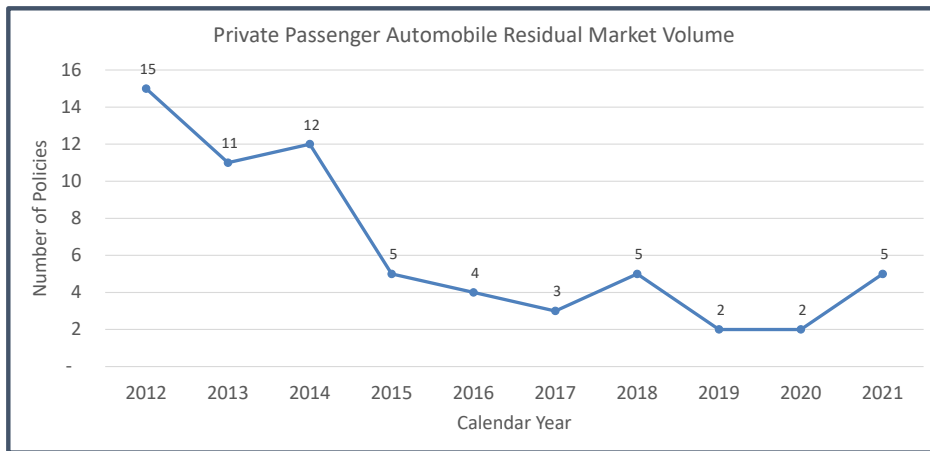
The number of residual market policies in both the Private Passenger and Commercial Auto categories has decreased significantly in the past number of years, from the most

recent peaks in 2003, to 2 and 25 respectively in 2019. The long-term depopulation of the residual market is due in large part to insurers' increasing ability to accurately rate potential customers and collect adequate premium for the risk associated with each individual, allowing customers that would previously have been destined for the residual market to now be written in the voluntary market. The long-term downward trend in the Commercial Auto residual market has leveled off in recent years reflecting the reality that certain types of commercial auto risk remain undesirable to insurers due to the hazardous nature of their work.

For 2021, auto categories have decreased significantly in the past number of years, from the peak in 2003, to five and one respectively.

The premiums associated with the six Commercial Auto and four Private Passenger Auto residual market policies represent 0.009% of total market premium.

## AUTOMOBILE RESIDUAL MARKET VOLUME



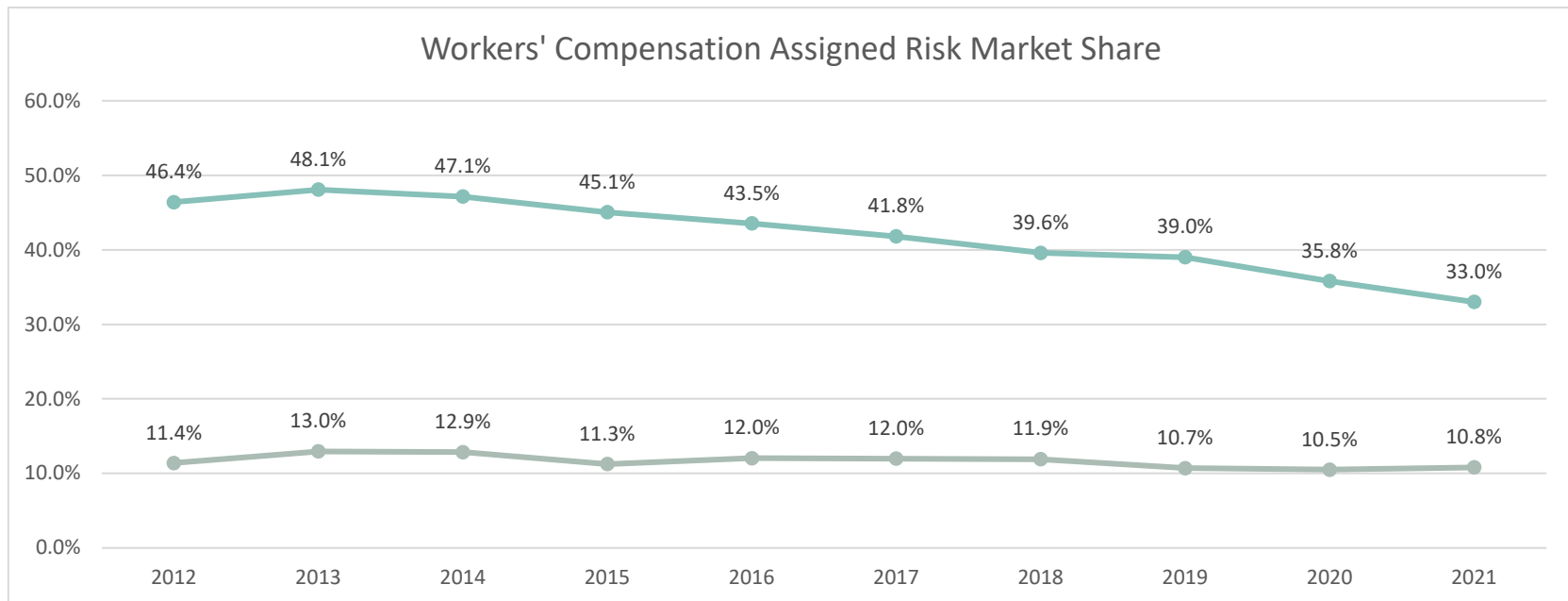
## WORKERS' COMPENSATION ASSIGNED RISK PLAN

Employers who are declined coverage by two non-affiliated insurers may obtain insurance through the Workers' Compensation Assigned Risk Plan either by assignment to a servicing carrier or to a direct assignment carrier. From January 1, 2021, through December 31, 2023, the servicing carriers are Alaska National Insurance Company, LM Insurance Corporation, AmGUARD Insurance Company, PA Manufacturers ASSN Insurance Company, and Travelers Property Casualty Company of America. American Interstate Insurance Company will no longer be a direct assignment carrier effective 1/1/2023. A direct assignment carrier is assigned policies in proportion to its voluntary market share while all other insurers share in the profit or loss of the policies assigned to the servicing carriers based upon each insurer's voluntary market share.

For 2021, the 6,362 assigned risk policies made up 33.0% of all workers' compensation policies. The \$21.3 million in premium was approximately 10.8% of total workers' compensation premium. Of the 6,362 assigned risk policies, 4,528 had premium

less than \$2,500.

The market share of assigned risk policies, by policy count, peaked in 2003, and has generally exhibited a gradual decreasing trend since then. The market share by premium volume has exhibited a somewhat cyclical pattern over that time, reflecting changes in the mix of the size of assigned risk policyholders over time. For example, the decrease from 12.9% premium share in 2014 to 11.3% premium share in 2015 was driven by a decrease in the number of the largest policyholders (by premium size) that are seeking coverage in the assigned risk market. Similarly, the subsequent increases in 2016 were driven by an increase in the number of the largest policyholders.



# PRODUCER LICENSING

Licensing Statistics by Class 18

Resident Licensing Examinations 19

# COMPANY CERTIFICATE OF AUTHORITY

Admitted By Type 20

New Admitted Insurers 20

Domestic Insurers 20

Authority Amendments 21

Suspension and Revocation Orders 21

Redomestications 21

Mergers and Surrenders 21

Name Changes 22

# LICENSING STATISTICS BY CLASS CY 2021

Data as of December 31, 2021

Class	Resident			Non-Resident			Total
	Business	Individual	Total	Business	Individual	Total	
Bail Bond Limited Producer	1	3	4	1	1	2	6
Controlling Insurance Producer	0	0	0	0	0	0	0
Credit Insurance Limited Producer	25	69	94	4	18	22	116
Crop Insurance Limited Producer	0	0	0	0	1	1	1
Exempt Independent Adjuster	0	0	0	0	2	2	2
Exempt Managing General Agent	0	0	0	38	3	41	41
Exempt Motor Vehicle Employee	0	752	752	0	3	3	755
Exempt Producer	0	0	0	0	0	0	0
Exempt Reinsurance Intermediary Broker	0	0	0	11	0	11	11
Exempt Reinsurance Intermediary Manager	0	0	0	2	0	2	2
Exempt Surplus Lines Broker	0	0	0	0	0	0	0
Exempt Third Party Administrator	6	0	6	297	0	297	303
Independent Adjuster	10	121	131	201	9,556	9,757	9,888
Independent Portable Electronics Adjuster	0	0	0	2	266	268	268
Insurance Producer	188	1,992	2,180	4,438	74,164	78,602	80,782
Managing General Agent	2	11	13	12	15	27	40
Miscellaneous Limited Producer	0	0	0	0	0	0	0
Motor Vehicle Rental Limited Producer	7	9	16	3	1	4	20
Motor Vehicle Service Contract Administrator	0	0	0	43	0	43	43
Motor Vehicle Service Contract Provider	1	0	1	110	0	110	111
Nonresident Limited Producer	0	0	0	0	8	8	8
Portable Electronics Limited Producer	0	0	0	21	29	50	50
Reinsurance Intermediary Broker	0	0	0	10	12	22	22
Reinsurance Intermediary Manager	0	0	0	2	3	5	5
Surplus Lines Broker	11	84	95	682	1,715	2,397	2,492
Temporary Managing General Agent	0	0	0	0	0	0	0
Temporary Producer	0	0	0	0	0	0	0
Third Party Administrator	1	1	2	116	126	242	244
Title Insurance Limited Producer	13	202	215	0	0	0	215
Trainee Independent Adjuster	0	2	2	0	0	0	2
Travel Insurance Limited Producer	11	13	24	98	512	610	634
Viatical Settlement Broker	0	0	0	3	3	6	6
Viatical Settlement Provider	0	0	0	1	1	2	2
Viatical Settlement Representative	0	0	0	0	0	0	0
<b>Totals:</b>	<b>276</b>	<b>3,259</b>	<b>3,535</b>	<b>3,424</b>	<b>6,095</b>	<b>86,439</b>	<b>89,974</b>



## RESIDENT LICENSING EXAMINATIONS CY 2021

Test Center	First-Time Test Takers			Repeat Test Takers			Total		
	Exam Type	Total	Pass #	Pass Rate	Total	Pass #	Pass Rate	Total	Pass #
Accident & Health	78	46	59%	34	13	38%	112	59	53%
Adjuster	52	26	50%	19	9	47%	71	35	49%
Casualty	108	68	63%	43	17	40%	151	85	56%
Credit	2	2	100%	1	0	0%	3	2	67%
Life	182	100	55%	125	27	22%	307	127	41%
Personal Lines	15	12	80%	4	2	50%	19	14	74%
Property	102	61	60%	50	16	32%	152	77	51%
Title	44	27	61%	18	12	67%	62	39	63%
<b>Total</b>	<b>583</b>	<b>342</b>	<b>59%</b>	<b>294</b>	<b>96</b>	<b>33%</b>	<b>877</b>	<b>438</b>	<b>50%</b>

Online Proctor	First-Time Test Takers			Repeat Test Takers			Total		
	Exam Type	Total	Pass #	Pass Rate	Total	Pass #	Pass Rate	Total	Pass #
Accident & Health	83	59	71%	13	7	54%	96	66	69%
Credit	1	1	100%	0	0	0%	1	1	100%
Surplus Lines	1	1	100%	0	0	0%	1	1	100%
Life	123	86	70%	22	4	18%	145	90	62%
Property	43	24	56%	12	6	50%	55	30	55%
Title	5	3	60%	1	0	0%	6	3	50%
<b>Total</b>	<b>256</b>	<b>174</b>	<b>68%</b>	<b>48</b>	<b>17</b>	<b>35%</b>	<b>304</b>	<b>191</b>	<b>63%</b>

All exams administered by Pearson Vue, Inc.

## COMPANY CERTIFICATE OF AUTHORITY

### ADMITTED BY TYPE FY 2022

	Domestic	Foreign
Automobile Service Corporations	0	12
Air Ambulance Providers	2	1
Fraternal Benefit Societies	0	6
Health Insurance	1	26
Health Maintenance Organization	0	1
Hospital and Medical Service Corporation	0	1
Life, Annuity, & Health	0	356
Property & Casualty	2	683
Title	0	11
<b>Total</b>	<b>5</b>	<b>1097</b>

## NEW ADMITTED INSURERS FY 2022

NAIC company codes and names listed

### Property/Causalty

11110	Allstate North American Insurance Company
16379	Jet Insurance Company
17044	ZPIC Insurance Company
40550	Lio Insurance Company
13928	CopperPoint Indemnity Insurance Company
16203	CM Select Insurance Company
25798	Sutton National Insurance Company
10891	Concert Insurance Company
10671	The Gray Casualty & Surety Company
34762	SUNZ Insurance Company
42765	Centurion Casualty Company
19623	American Summit Insurance Company
39950	Metropolitan General Insurance Company
11555	Pacific Compensation Insurance Company
16498	MTAW Insurance Company
15474	National Summit Insurance Company

### Life/Health

66230	William Penn Life Insurance Company of New York
66001	American Benefit Life Insurance Company
81442	Monitor Life Insurance Company of New York
60250	AmFirst Insurance Company

### Title

50030	US National Title Insurance Company
14240	First National Title Insurance Company

## DOMESTIC INSURERS

Name	Address	Telephone	Lines	Authorized
Alaska National Insurance Company	7001 Jewel Lake Road Anchorage, AK 99502-2800	(907) 248-2642	Health, Property, Casualty, Surety, Marine, Wet Marine, Transportation	9/30/1980
Alaska Timber Insurance Exchange	2417 Tongass Avenue, #214 Ketchikan, AK 99901	(907) 225-9451	Property, Casualty (excluding Vehicle)	3/28/1980
ARECA Insurance Exchange	703 West Tudor Road, #200 Anchorage, AK 99503-6650	(907) 771-5700	Health, Property, Casualty, Surety, Marine, Wet Marine, Transportation	12/30/1983
Umialik Insurance Company	725 E. Fireweed Lane, #500 Anchorage, Alaska 99503	(907) 338-5445 (888) 590-5445	Health, Property, Casualty, Surety, Marine, Wet Marine, Transportation	6/10/1981
Moda Assurance Company	601 SW 2nd Avenue Portland, OR 97204	(503) 228-6554	Health	8/19/2019

## AUTHORITY AMENDMENTS FY 2022

NAIC #	Company Name	Authority Change	Entry Date
81442	Monitor Life Insurance Company of New York	Disability, Life, Health	7/1/2021
22225	Trisura Insurance Company	Property	7/1/2021
10675	Mobilias General Insurance Company	Marine	2/23/2022
32280	Wellfleet Insurance Company	Misc., Malpractice, Liability, Property	4/27/2022
62510	Equitrust Life Insurance Company	Health	4/20/2022
15580	Scottsdale Indemnity Company	Workers Compensation	6/24/2022

## SUSPENSION AND REVOCATION ORDERS FY 2022

Order #	NAIC #	Company Name	Action	Effective
SR21-01(a)	21970	Bedivere Insurance Company	Revocation	3/16/2021
SR21-02	27502	Western General Insurance Company	Revocation	12/9/2021
SR22-03	24678	Arrowood Indemnity Company	Revocation	3/7/2022
SR22-04	27898	America's Insurance Company	Revocation	4/18/2022
SR22-06	69477	Time Insurance Company II	Revocation	11/15/2022

## REDOMESTICATIONS FY 2022

NAIC #	Company Name	From	To	Effective
21172	Vanliner Insurance Company	MO	OH	9/30/2021
20095	BITCO General Insurance Corporation	IL	IA	10/1/2021
20095	BITCO General Insurance Corporation	IL	IA	10/6/2021
30279	Ascot Surety & Casualty Company	SD	CO	10/26/2021
20095	BITCO General Insurance Corporation	IA	IL	10/28/2021
35246	Illinois Insurance Company	IA	NM	12/16/2021
25895	United States Liability Insurance Company	PA	NE	12/20/2021
61883	Manhattanlife Insurance and Annuity Company	AR	TX	12/21/2021
29700	Swiss RE Corporate Solutions Elite Insurance Corporation	NH	MO	12/29/2021
29874	Swiss RE Corporate Solutions America Insurance Company	NH	MO	12/29/2021
32778	Swiss RE Corporate Solutions Premier Insurance Corporation	NH	MO	12/29/2021
41807	Transverse Specialty Insurance Company	DE	TX	1/8/2022
26522	Mount Vernon Fire Insurance Company	PA	NE	1/20/2022
62510	Equitrust Life Insurance Company	IL	AZ	4/20/2022

## MERGERS AND SURRENDERS FY 2022

NAIC #	Company Name	Action	Effective
65315	Lincoln Life Assurance Company of Boston	Merged into 65676	10/1/2021
10179	Proassurance Specialty Insurance Corporation	Merged into 17400	12/22/2021
15843	Radian Mortgage Guaranty Inc	Voluntary Surrender	9/30/2021
84274309	Brickell Financial Services-Motor Club, Inc	Voluntary Surrender	10/15/2021

## NAME CHANGES FY 2022

NAIC #	Old Company Name	New Company Name	Effective
38776	Sirius America Insurance Company	SiriusPoint America Insurance Company	7/8/2021
28860	Planet Indemnity Company	Clear Blue Insurance Company	8/5/2021
51632	Entitle Insurance Company	Radian Title Insurance, Inc	8/30/2021
62383	Centurion Life Insurance Company	Bestow Life Insurance Company	9/2/2021
37095	Genworth Financial Assurance Corporation	Enact Financial Assurance Corporation	9/9/2021
15385	Onecis Insurance Company	Bureau Veritas Inspection and Insurance Company	10/1/2021
38687	Alaska Timber Insurance Exchange	Alaska Timber Insurance, Inc.	10/12/2021
30279	Boston Indemnity Company	Ascot Surety & Casualty Company	10/26/2021
60186	Allstate Life Insurance Company	Everlake Life Insurance Company	11/1/2021
70866	Allstate Assurance Company	Everlake Assurance Company	11/1/2021
25585	Watford RE LTD	Somes RE LTD.	11/4/2021
61883	Manhattanlife Assurance Company of America	Manhattanlife Insurance and Annuity Company	12/21/2021
67423	UBS Life Insurance Company USA	Aspida Life Insurance Company	12/28/2021
17400	Noetic Specialty Insurance Company	ProAssurance Specialty Insurance Company	12/31/2021
32077	Heritage Casualty Insurance Company	Vantage Risk Assurance Company	1/1/2022
24813	Balboa Insurance Company	Tesla Insurance Company	1/21/2022
38458	Genworth Mortgage INS Company	Enact Mortgage Insurance Corporation	2/7/2022
16675	Genworth Mortgage Ins Corp of NC	Enact Mortgage Insurance Corporation of North Carolina	2/7/2022
63312	Great American Life Insurance Company	MassMutual Ascend Life Insurance Company	3/8/2022
86630	Prudential Annuities Life Assurance Corporation	Fortitude Life Insurance & Annuity Company	4/1/2022
21865	Associated Indemnity Corporation	WCF Select Insurance Company	4/5/2022
69272	Sunset Life Insurance Company of America	Ibexis Life & Annuity Insurance Company	4/13/2022
32778	Washington International Ins Co	Swiss RE Corporate Solutions Premier Insurance Corporation	4/29/2022
29874	North American Specialty Insurance Company	Swiss RE Corporate Solutions America Insurance	4/29/2022
29700	North American Elite Insurance Company	Swiss RE Corporate Solutions Elite Insurance	5/1/2022
83607	Guggenheim Life and Annuity Company	Clear Spring Life and Annuity Company	5/31/2022



# LIFE INSURERS

Recap **24**

Admitted Companies **25-29**

Life Market Share **30**

Annuity Market Share **31**

Total Business **32-40**

## LIFE ANNUITY RECAP CY 2021 (\$000)

	Issued During the Year	In Force December 31	Life Insurance	Annuity Considerations
Ordinary	5,702,794	47,631,807	496,579	303,202
Credit Life	3,965	6,560	88	0
Group	2,183,685	29,050,524	62,447	98,657
Industrial	0	3,061	0	0
<b>Total</b>	<b>7,890,444</b>	<b>76,691,951</b>	<b>559,115</b>	<b>401,859</b>

**Note: In 2019, the NAIC merged not-for-profit, member-owned organizations offering insurance as a primary benefit to its members (fraternal companies) into the Life/Health company annual statement. Fraternal companies will no longer be displayed separately.**

## ADMITTED COMPANIES CY 2021 - LIFE (\$000)

NAIC #	Company Name	Assets	Surplus	NAIC #	Company Name	Assets	Surplus	NAIC #	Company Name	Assets	Surplus
80985	4 Ever Life Ins Co	193,096	80,047	81213	American Maturity Life Ins Co	68,091	50,749	94250	Banner Life Ins Co	7,266,836	766,353
77879	5 Star Life Ins Co	324,192	30,283	67989	American Memorial Life Ins Co	4,034,024	220,978	61395	Beneficial Life Ins Co	1,944,108	198,186
71854	AAA Life Ins Co	764,025	202,002	60739	American Natl Ins Co	23,828,681	3,989,513	64890	Berkley Life & Hlth Ins Co	478,172	293,720
71471	Ability Ins Co	915,061	21,153	71773	American Natl Life Ins Co Of TX	137,152	36,969	62345	Berkshire Hathaway Life Ins Co NE	23,719,236	9,283,706
62200	Accordia Life & Ann Co	12,708,985	952,643	60801	American Public Life Ins Co	100,871	35,527	71714	Berkshire Life Ins Co of Amer	4,680,800	220,883
60348	Ace Life Ins Co	37,016	8,059	60836	American Republic Ins Co	1,560,957	585,885	90638	Best Life & Hlth Ins Co	31,257	21,495
78700	Aetna Hlth & Life Ins Co	656,534	318,931	60895	American United Life Ins Co	39,048,106	1,371,011	62383	Bestow Life Ins Co	129,509	9,795
60054	Aetna Life Ins Co	25,501,247	6,134,851	61999	Americo Fin Life & Ann Ins Co	6,268,118	814,200	61476	Boston Mut Life Ins Co	1,633,959	284,154
90611	Allianz Life Ins Co Of N Amer	173,534,552	10,704,679	61301	Ameritas Life Ins Corp	27,493,535	1,977,265	87726	Brighthouse Life Ins Co	200,962,254	7,762,663
60216	Amalgamated Life Ins Co	144,270	72,552	72222	Amica Life Ins Co	1,465,418	357,033	76694	Canada Life Reins Co	54,106	33,602
68594	American Amicable Life Ins Co Of TX	465,912	137,194	93661	Annuity Investors Life Ins Co	3,225,732	370,502	61581	Capitol Life Ins Co	540,879	53,228
60275	American Bankers Life Assur Co Of FL	267,814	52,979	61069	Anthem Life Ins Co	869,684	163,174	11997	Caterpillar Life Ins Co	109,563	58,597
66001	American Benefit Life Ins Co	238,949	32,684	71455	Arch Life Ins Co of Amer	9,834	8,961	61735	Central Security Life Ins Co	81,197	6,936
92738	American Equity Invest Life Ins Co	60,422,420	4,078,532	67423	Aspida Life Ins Co	24,023	21,760	61751	Central States H & L Co Of Omaha	386,899	182,521
60380	American Family Life Assur Co of Col	15,626,615	2,626,554	71439	Assurity Life Ins Co	2,660,631	394,637	80896	Centre Life Ins Co	1,450,192	83,227
60399	American Family Life Ins Co	5,473,415	445,376	68039	Athene Ann & Life Assur Co of NY	4,008,700	304,229	61832	Chesapeake Life Ins Co	251,111	113,337
60410	American Fidelity Assur Co	7,628,488	616,809	61689	Athene Ann & Life Co	106,295,323	1,278,852	61875	Church Life Ins Corp	309,408	77,851
60429	American Fidelity Life Ins Co	385,659	67,723	61492	Athene Annuity & Life Assur Co	37,921,756	1,604,518	67369	Cigna Hlth & Life Ins Co	13,549,853	5,700,259
60488	American Gen Life Ins Co	217,104,430	8,532,459	61115	Atlantic Coast Life Ins Co	1,076,942	61,373	15691	Clear Spring Life Ins Co	204,545	58,140
60534	American Heritage Life Ins Co	2,325,478	350,699	61182	Aurora Natl Life Assur Co	2,954,841	159,418	93432	CM Life Ins Co	9,072,052	1,634,331
60518	American Hlth & Life Ins Co	1,264,391	292,243	61212	Baltimore Life Ins Co	1,299,385	87,535	62626	CMFG Life Ins Co	26,335,578	2,824,137
60577	American Income Life Ins Co	4,889,876	408,128	61239	Bankers Fidelity Life Ins Co	162,489	38,625	62049	Colonial Life & Accident Ins Co	3,861,408	705,186
				61263	Bankers Life & Cas Co	18,541,687	1,241,220	62065	Colonial Penn Life Ins Co	884,820	84,542
								62103	Columbian Mut Life Ins Co	1,478,133	77,133
								99937	Columbus Life Ins Co	4,628,748	372,441

## ADMITTED COMPANIES CY 2021 - LIFE (\$000)

NAIC #	Company Name	Assets	Surplus	NAIC #	Company Name	Assets	Surplus	NAIC #	Company Name	Assets	Surplus
62146	Combined Ins Co Of Amer	2,672,902	412,295	70866	Everlake Assur Co	172,727	34,712	62286	Golden Rule Ins Co	575,797	246,937
81426	Commercial Travelers Life Ins Co	12,218	8,064	60186	Everlake Life Ins Co	28,147,609	2,601,250	63967	Government Personnel Mut Life Ins Co	799,830	96,520
84824	Commonwealth Ann & Life Ins Co	60,138,154	3,888,157	77968	Family Heritage Life Ins Co Of Amer	1,588,075	155,617	93521	Granular Ins Co	69,303	43,617
77828	Companion Life Ins Co	689,734	391,400	63053	Family Life Ins Co	140,015	28,568	63312	Great Amer Life Ins Co	38,448,902	2,878,121
62308	Connecticut Gen Life Ins Co	21,459,674	6,385,256	74004	Family Serv Life Ins Co	251,647	37,958	90212	Great Southern Life Ins Co	191,112	36,169
71730	Continental Amer Ins Co	933,698	243,543	63177	Farmers New World Life Ins Co	5,670,802	342,005	68322	Great W Life & Ann Ins Co	75,889,799	2,915,646
71404	Continental Gen Ins Co	4,340,271	346,898	63223	Federal Life Ins Co	270,506	18,455	64211	Guarantee Trust Life Ins Co	791,180	153,504
68365	Corporate Solutions Life Reins Co	20,868,255	1,903,112	63274	Fidelity & Guar Life Ins Co	38,358,118	1,472,670	78778	Guardian Ins & Ann Co Inc	14,206,759	548,871
94218	Country Investors Life Assur Co	322,988	216,218	93696	Fidelity Investments Life Ins Co	44,295,433	1,086,824	64246	Guardian Life Ins Co Of Amer	72,127,285	8,588,951
62553	Country Life Ins Co	9,442,753	1,534,894	63290	Fidelity Life Assn A Legal Reserve L	418,690	98,211	83607	Guggenheim Life & Ann Co	14,709,468	1,163,256
82880	CSI Life Ins Co	23,638	18,440	71870	Fidelity Security Life Ins Co	982,022	309,890	88340	Hannover Life Reassur Co of Amer	17,746,596	625,163
71129	Dearborn Life Ins Co	1,646,972	409,083	69140	First Allmerica Fin Life Ins Co	3,262,612	121,501	70815	Hartford Life & Accident Ins Co	13,021,603	2,410,146
62634	Delaware Amer Life Ins Co	106,303	53,025	56332	First Cath Slovak Ladies Assn USA	1,116,474	109,319	92711	HCC Life Ins Co	1,491,254	750,026
79065	Delaware Life Ins Co	44,380,688	2,076,342	90328	First Hlth Life & Hlth Ins Co	150,009	32,905	66141	Health Net Life Ins Co	616,804	353,281
97705	Direct Gen Life Ins Co	33,521	26,797	67652	First Penn Pacific Life Ins Co	1,157,763	126,000	66214	Heartland Natl Life Ins Co	13,919	6,852
13183	Eagle Life Ins Co	3,050,854	343,392	91642	Forethought Life Ins Co	47,725,707	2,372,388	64394	Heritage Life Ins Co	7,707,648	960,691
84174	ELCO Mut Life & Ann	993,119	76,112	99775	Funeral Directors Life Ins Co	1,718,793	155,238	93440	HM Life Ins Co	881,339	498,113
85561	Elips Life Ins Co	81,046	58,460	63657	Garden State Life Ins Co	143,530	92,212	64505	Homesteaders Life Co	3,451,572	194,653
62928	EMC Natl Life Co	844,862	106,543	86258	General Re Life Corp	5,020,167	878,096	64513	Horace Mann Life Ins Co	9,032,107	472,569
68276	Employers Reassur Corp	22,443,659	1,731,739	65536	Genworth Life & Ann Ins Co	19,843,611	864,580	91693	IA Amer Life Ins Co	267,426	143,361
62880	Equitable Financial Life & Ann Co	587,020	54,601	70025	Genworth Life Ins Co	41,321,000	2,937,134	97764	Idealife Ins Co	20,275	18,828
62944	Equitable Financial Life Ins Co	248,026,696	5,393,874	70939	Gerber Life Ins Co	5,146,709	540,052	64602	Independence Life & Ann Co	3,445,747	189,462
78077	Equitable Financial Life Ins Co of A	6,242,019	322,796	91472	Globe Life & Accident Ins Co	5,236,492	343,832	58068	Independent Order Of Foresters Us Br	4,030,547	209,680
62510	Equitrust Life Ins Co	25,685,496	1,631,790					81779	Individual Assur Co Life Hlth & Acc	18,671	8,665

## ADMITTED COMPANIES CY 2021 - LIFE (\$000)

NAIC #	Company Name	Assets	Surplus	NAIC #	Company Name	Assets	Surplus	NAIC #	Company Name	Assets	Surplus
14406	Industrial Alliance Ins & Fin Serv I	295,194	38,414	62057	Lincoln Life & Ann Co of NY	17,305,706	991,266	69604	Munich Re US Life Corp	9,140	7,998
74780	Integrity Life Ins Co	9,956,306	1,481,434	65676	Lincoln Natl Life Ins Co	317,031,663	8,447,054	88668	Mutual Of Amer Life Ins Co	28,283,361	762,088
64904	Investors Heritage Life Ins Co	1,398,359	170,841	60232	Lombard Intl Life Assur Co	7,923,839	17,629	71412	Mutual Of Omaha Ins Co	10,341,789	3,996,597
63487	Investors Life Ins Co N Amer	512,494	25,742	65722	Loyal Amer Life Ins Co	403,004	133,626	66427	Mutual Trust Life Ins Co a Pan Amer	2,259,525	165,051
65056	Jackson Natl Life Ins Co	303,194,153	6,098,185	73504	Lumico Life Ins Co	201,910	85,270	93734	Nassau Life & Ann Co	1,935,621	116,517
64017	Jefferson Natl Life Ins Co	10,806,986	102,596	65781	Madison Natl Life Ins Co Inc	236,919	92,944	67814	Nassau Life Ins Co	14,014,452	376,379
65080	John Alden Life Ins Co	181,736	20,751	65870	Manhattan Life Ins Co	632,557	77,617	61409	National Benefit Life Ins Co	674,951	133,588
93610	John Hancock Life & Hlth Ins Co	19,441,076	1,448,362	67083	Manhattan Natl Life Ins Co	141,250	13,093	66540	National Farmers Union Life Ins Co	158,842	29,476
65838	John Hancock Life Ins Co USA	273,009,575	10,411,621	61883	ManhattanLife Ins & Ann Co	792,004	219,395	66583	National Guardian Life Ins Co	4,698,135	495,092
65129	Kansas City Life Ins Co	3,770,712	245,300	65935	Massachusetts Mut Life Ins Co	314,967,246	26,979,256	82538	National Hlth Ins Co	181,107	79,858
58033	Knights Of Columbus	28,838,422	2,651,213	69515	Medamerica Ins Co	1,146,306	40,540	66680	National Life Ins Co	11,011,777	2,878,846
65242	Lafayette Life Ins Co	6,345,546	404,273	79987	Medico Corp Life Ins Co	72,949	27,780	87963	National Teachers Assoc Life Ins Co	657,112	49,519
82252	Landmark Life Ins Co	49,081	5,323	31119	Medico Ins Co	75,036	32,392	66850	National Western Life Ins Co	10,771,683	1,580,176
71323	Langhorne Reins AZ Ltd	9,661	8,926	86126	Members Life Ins Co	386,650	35,637	92657	Nationwide Life & Ann Ins Co	42,615,378	2,553,414
68543	Liberty Bankers Life Ins Co	2,323,598	278,415	65978	Metropolitan Life Ins Co	404,288,240	11,803,776	66869	Nationwide Life Ins Co	178,832,417	9,091,391
65331	Liberty Natl Life Ins Co	8,756,812	579,713	97136	Metropolitan Tower Life Ins Co	43,883,021	1,638,210	98205	Natl Foundation Life Ins Co	94,211	55,591
65498	Life Ins Co Of N Amer	9,002,176	1,670,204	66087	Mid West Natl Life Ins Co Of TN	42,898	19,713	91626	New England Life Ins Co	9,856,907	138,744
65528	Life Ins Co Of The South-west	27,512,074	1,973,931	66044	Midland Natl Life Ins Co	74,313,640	5,248,442	91596	New York Life Ins & Ann Corp	183,131,164	9,734,361
97691	Life Of The South Ins Co	143,930	31,332	66109	Midwestern United Life Ins Co	248,127	145,306	66915	New York Life Ins Co	213,695,810	24,566,360
91898	Lifecare Assur Co	2,932,963	100,036	66168	Minnesota Life Ins Co	66,996,358	3,402,930	66974	North Amer Co Life & Hlth Ins	35,313,301	1,930,924
97985	LifeMap Assur Co	107,204	61,672	70416	MML Bay State Life Ins Co	5,462,847	265,430	69000	Northwestern Long Term Care Ins Co	319,975	218,270
77720	LifeSecure Ins Co	582,746	55,407	81442	Monitor Life Ins Co Of NY	20,389	17,051	67091	Northwestern Mut Life Ins Co	334,653,758	29,283,152
65595	Lincoln Benefit Life Co	12,067,351	436,822	66370	Mony Life Ins Co	6,597,572	334,549	81353	NYLife Ins Co Of AZ	159,007	109,122
65927	Lincoln Heritage Life Ins Co	1,118,062	89,872	66346	Munich Amer Reassur Co	9,175,960	607,698				

## ADMITTED COMPANIES CY 2021 - LIFE (\$000)

NAIC #	Company Name	Assets	Surplus	NAIC #	Company Name	Assets	Surplus	NAIC #	Company Name	Assets	Surplus
67148	Occidental Life Ins Co Of NC	295,268	36,589	80578	Physicians Mut Ins Co	2,785,094	1,161,692	64688	SCOR Global Life Amer Reins Co	738,480	142,583
68446	Oceanview Life & Annuity Co	3,661,731	308,458	67873	Pioneer Amer Ins Co	122,256	45,288	87017	Scor Global Life Re Ins Co of DE	347,756	63,329
89206	Ohio Natl Life Assur Corp	3,181,380	246,812	65919	Primerica Life Ins Co	2,064,289	779,620	93742	Securian Life Ins Co	2,065,989	476,107
67172	Ohio Natl Life Ins Co	28,854,257	1,455,536	61271	Principal Life Ins Co	239,357,449	5,375,185	68675	Security Benefit Life Ins Co	46,517,419	4,436,265
67180	Ohio State Life Ins Co	148,738	18,707	71161	Principal Natl Life Ins Co	832,399	269,502	68713	Security Life Of Denver Ins Co	34,605,048	1,213,603
67261	Old Republic Life Ins Co	106,758	48,035	68136	Protective Life Ins Co	80,820,816	5,318,570	68772	Security Mut Life Ins Co Of NY	2,996,838	188,445
76007	Old United Life Ins Co	129,780	89,399	67903	Provident Amer Life & Hlth Ins Co	10,972	10,202	69485	Security Natl Life Ins Co	702,752	57,425
13100	Omaha Ins Co	114,651	52,684	68195	Provident Life & Accident Ins Co	6,214,223	971,337	78662	Senior Life Ins Co	89,007	13,105
69647	Optum Ins of OH Inc	251,669	39,509	68209	Provident Life & Cas Ins Co	861,861	173,550	68810	Sentry Life Ins Co	9,857,486	335,132
76112	Oxford Life Ins Co	2,955,504	230,202	79227	Pruco Life Ins Co	166,574,928	5,954,606	97241	Settlers Life Ins Co	413,804	25,850
64343	Pacific Guardian Life Ins Co Ltd	594,876	86,264	86630	Prudential Ann Life Assur Corp	48,354,486	1,013,905	89958	Shelterpoint Ins Co	13,223	9,375
97268	Pacific Life & Ann Co	8,615,148	536,877	68241	Prudential Ins Co Of Amer	324,304,204	19,122,936	68845	Shenandoah Life Ins Co	1,850,494	101,007
67466	Pacific Life Ins Co	178,066,203	11,353,204	93629	Prudential Retirement Ins & Ann Co	100,288,468	1,495,240	62952	SILAC Ins Co	6,778,896	271,358
67539	Pan Amer Life Ins Co	1,235,958	267,938	68357	Reliable Life Ins Co	38,193	15,512	57142	Sons Of Norway	334,895	8,408
60003	Park Avenue Life Ins Co	199,380	46,656	68381	Reliance Standard Life Ins Co	18,943,596	1,843,076	69019	Standard Ins Co	32,461,051	1,433,191
71099	Parker Centennial Assur Co	99,066	47,861	67105	Reliastar Life Ins Co	15,173,440	1,781,655	86355	Standard Life & Accident Ins Co	488,356	307,000
74900	PartnerRe Life Reins Co of Amer	417,345	48,823	61360	Reliastar Life Ins Co Of NY	2,258,616	433,037	69078	Standard Security Life Ins Co Of NY	152,823	73,577
67598	Paul Revere Life Ins Co	745,408	270,035	61700	Renaissance Life & Hlth Ins Co of Am	97,867	48,946	68985	Starmount Life Ins Co	132,126	66,875
93777	Pavonia Life Ins Co of MI	1,005,084	54,756	68462	Reserve Natl Ins Co	50,765	24,733	94498	State Farm Hlth Ins Co	8,347	8,335
93262	Penn Ins & Ann Co	9,532,582	668,997	61506	Resource Life Ins Co	6,112	5,990	69108	State Farm Life Ins Co	86,272,988	14,931,308
67644	Penn Mut Life Ins Co	27,994,865	2,571,599	93572	RGA Reins Co	49,440,531	2,367,850	69116	State Life Ins Co	10,441,351	581,630
67784	Philadelphia Amer Life Ins Co	390,384	84,631	65005	RiverSource Life Ins Co	115,648,062	3,412,533	69132	State Mut Ins Co	217,643	26,653
93548	PHL Variable Ins Co	5,172,971	52,997	60183	S USA Life Ins Co Inc	1,514,612	139,088	89184	Sterling Investors Life Ins Co	96,810	13,531
72125	Physicians Life Ins Co	1,783,039	172,465	60176	SBLI USA Life Ins Co Inc	2,554,255	134,687				



## ADMITTED COMPANIES CY 2021 - LIFE (\$000)

NAIC #	Company Name	Assets	Surplus	NAIC #	Company Name	Assets	Surplus	NAIC #	Company Name	Assets	Surplus
77399	Sterling Life Ins Co	33,671	16,818	80314	Unicare Life & Hlth Ins Co	957,924	289,430	80942	Venerable Ins & Ann Co	38,977,576	2,087,204
91785	Sterling Nat Life Ins Co Inc	8,975	8,961	11121	Unified Life Ins Co	206,844	20,208	86509	Voya Retirement Ins & Ann Co	129,485,477	2,232,017
80926	Sun Life & Hlth Ins Co	1,078,497	133,862	91529	Unimerica Ins Co	427,554	260,225	70319	Washington Natl Ins Co	5,828,774	361,002
69272	Sunset Life Ins Co Of Amer	48,986	47,111	62596	Union Fidelity Life Ins Co	19,882,369	862,739	70335	West Coast Life Ins Co	4,377,282	403,828
69310	Surety Life Ins Co	29,462	27,353	69744	Union Labor Life Ins Co	4,752,202	154,723	92622	Western Southern Life Assur Co	19,537,566	1,539,296
82627	Swiss Re Life & Hlth Amer Inc	13,957,761	1,555,977	70408	Union Security Ins Co	3,149,797	205,557	85189	Western United Life Assur Co	1,472,997	101,981
68608	Symetra Life Ins Co	46,627,472	2,331,631	92916	United Amer Ins Co	714,511	191,574	62413	Wilcac Life Ins Co	5,581,826	238,650
93505	Talcott Resolution Intl Life Reassur	12,384	12,324	87645	United Fidelity Life Ins Co	1,121,129	879,832	66230	William Penn Life Ins Co Of NY	1,356,208	123,837
71153	Talcott Resolution Life & Ann Ins Co	36,351,047	772,444	63983	United Heritage Life Ins Co	682,176	76,147	66133	Wilton Reassur Co	22,558,542	1,372,686
88072	Talcott Resolution Life Ins Co	100,902,031	2,153,456	69868	United Of Omaha Life Ins Co	31,183,619	1,924,820	60704	Wilton Reassur Life Co of NY	7,515,762	327,616
69345	Teachers Ins & Ann Assoc Of Amer	343,432,408	42,972,680	42129	United Security Assur Co Of PA	55,421	12,119	57320	Woodmen World Life Ins Soc	11,463,650	1,725,043
69396	Texas Life Ins Co	1,632,391	114,515	70106	United States Life Ins Co in the Cit	32,282,065	2,020,019	80055	Wysh Life & Hlth Ins Co	9,462	8,748
76236	The Cincinnati Life Ins Co	4,966,116	270,073	72850	United World Life Ins Co	160,279	59,507	90557	Zurich Amer Life Ins Co	16,900,416	163,554
70435	The Savings Bank Mut Life Ins Co of	3,563,519	206,588	79413	UnitedHealthcare Ins Co	22,699,387	7,379,570		<b>Total Companies: 341</b>	<b>8,373,701,897</b>	<b>528,841,708</b>
56014	Thrivent Financial For Lutherans	115,541,909	13,694,795	67601	Unum Ins Co	117,897	74,217				
60142	TIAA Cref Life Ins Co	17,626,112	841,657	62235	Unum Life Ins Co Of Amer	22,629,657	1,296,668				
92908	Tier One Ins Co	73,640	56,970	80802	US Br Sun Life Assur Co of Canada	19,675,701	798,342				
69566	Trans World Assur Co	341,018	85,298	80659	US Business of Canada Life Assur Co	3,928,339	188,161				
70688	Transamerica Financial Life Ins Co	35,545,825	1,088,594	84530	US Financial Life Ins Co	373,721	124,499				
86231	Transamerica Life Ins Co	202,792,224	7,276,878	69663	USAA Life Ins Co	26,197,900	2,583,180				
61425	Trustmark Ins Co	1,807,838	320,438	94358	USAAble Life	505,622	229,162				
62863	Trustmark Life Ins Co	249,341	152,359	68632	Vantis Life Ins Co	542,464	60,515				
				70238	Variable Ann Life Ins Co	95,249,277	3,280,620				

## LIFE MARKET SHARE CY 2021 (\$000)

Ordinary		
Company Name	% of Market	Direct Prens Written
Lombard Intl Life Assur Co	49.44%	245,511
Pruco Life Ins Co	8.87%	44,027
New York Life Ins Co	7.40%	36,737
State Farm Life Ins Co	3.61%	17,945
Lincoln Natl Life Ins Co	2.00%	9,945
Minnesota Life Ins Co	1.63%	8,076
Principal Life Ins Co	1.62%	8,040
Northwestern Mut Life Ins Co	1.49%	7,386
John Hancock Life Ins Co USA	1.46%	7,243
New York Life Ins & Ann Corp	1.27%	6,315
Pacific Life Ins Co	1.20%	5,972
USAA Life Ins Co	1.12%	5,574
Transamerica Life Ins Co	0.97%	4,835
Primerica Life Ins Co	0.74%	3,663
BrightHouse Life Ins Co	0.70%	3,476
American Gen Life Ins Co	0.70%	3,457
Thrivent Financial For Lutherans	0.63%	3,124
Life Ins Co Of The Southwest	0.62%	3,098
American Income Life Ins Co	0.61%	3,051
Lincoln Benefit Life Co	0.59%	2,936

Group		
Company Name	% of Market	Direct Prens Written
Metropolitan Life Ins Co	18.78%	11,728
Unum Life Ins Co Of Amer	11.78%	7,354
Hartford Life & Accident Ins Co	10.19%	6,365
Prudential Ins Co Of Amer	9.92%	6,196
New York Life Ins Co	6.19%	3,868
Securian Life Ins Co	5.97%	3,728
Minnesota Life Ins Co	4.91%	3,063
Life Ins Co Of N Amer	3.90%	2,436
Zurich Amer Life Ins Co	3.78%	2,363
Standard Ins Co	3.51%	2,194
US Br Sun Life Assur Co of Canada	2.36%	1,472
Lincoln Natl Life Ins Co	2.21%	1,378
Principal Life Ins Co	1.99%	1,244
Guardian Life Ins Co Of Amer	1.89%	1,183
Reliastar Life Ins Co	1.89%	1,182
Symetra Life Ins Co	1.80%	1,123
Forethought Life Ins Co	1.33%	833
USAbLe Life	1.17%	729
Transamerica Life Ins Co	1.01%	630
AAA Life Ins Co	0.63%	396

Industrial		
Company Name	% of Market	Direct Prens Written*
Security Natl Life Ins Co	65.82%	0
Mid West Natl Life Ins Co Of TN	15.29%	0
Lincoln Life & Ann Co of NY	7.86%	0
Jackson Natl Life Ins Co	6.79%	0
Liberty Natl Life Ins Co	3.82%	0
National Guardian Life Ins Co	1.06%	0
Boston Mut Life Ins Co	0.21%	0
Union Security Ins Co	-0.85%	0

Credit		
Company Name	% of Market	Direct Prens Written*
American Republic Ins Co	41.96%	32
Minnesota Life Ins Co	27.86%	21
American Natl Ins Co	9.58%	7
American Bankers Ins Co Of FL	7.86%	6
Life Of The South Ins Co	6.36%	5
CMFG Life Ins Co	5.29%	4
Transamerica Cas Ins Co	1.07%	1
Central States Ind Co Of Omaha	0.81%	1
State Farm Mut Auto Ins Co	-0.46%	0

Total		
Company Name	% of Market	Direct Prens Written
Lombard Intl Life Assur Co	43.91%	245,511
Pruco Life Ins Co	7.87%	44,027
New York Life Ins Co	7.26%	40,605
State Farm Life Ins Co	3.23%	18,058
Metropolitan Life Ins Co	2.28%	12,743
Lincoln Natl Life Ins Co	2.03%	11,323
Minnesota Life Ins Co	1.99%	11,153
Principal Life Ins Co	1.66%	9,283
Northwestern Mut Life Ins Co	1.32%	7,386
Unum Life Ins Co Of Amer	1.32%	7,372
John Hancock Life Ins Co USA	1.30%	7,242
Prudential Ins Co Of Amer	1.22%	6,830
Hartford Life & Accident Ins Co	1.14%	6,366
New York Life Ins & Ann Corp	1.13%	6,315
Pacific Life Ins Co	1.07%	5,972
USAA Life Ins Co	1.00%	5,574
Transamerica Life Ins Co	0.98%	5,466
Zurich Amer Life Ins Co	0.80%	4,458
Securian Life Ins Co	0.67%	3,728
Primerica Life Ins Co	0.66%	3,663

\*Premiums under \$500 are rounded to zero.

## LIFE ANNUITY MARKET SHARE CY 2021 (\$000)

Ordinary		
Company Name	% of Market	Direct Premis Written
New York Life Ins & Ann Corp	18.03%	54,672
Lincoln Natl Life Ins Co	8.99%	27,254
Jackson Natl Life Ins Co	6.90%	20,923
Athene Ann & Life Co	5.87%	17,813
Members Life Ins Co	4.43%	13,425
American Gen Life Ins Co	4.28%	12,977
RiverSource Life Ins Co	3.88%	11,771
Fidelity Investments Life Ins Co	3.11%	9,443
Pacific Life Ins Co	2.59%	7,838
Fidelity & Guar Life Ins Co	2.55%	7,743
Massachusetts Mut Life Ins Co	2.42%	7,349
USAA Life Ins Co	2.19%	6,628
Nationwide Life Ins Co	2.11%	6,399
Oceanview Life & Annuity Co	1.75%	5,300
Symetra Life Ins Co	1.73%	5,253
Thrivent Financial For Lutherans	1.72%	5,204
Western Southern Life Assur Co	1.54%	4,662
Midland Natl Life Ins Co	1.52%	4,603
Ameritas Life Ins Corp	1.48%	4,485
Variable Ann Life Ins Co	1.30%	3,948

Group		
Company Name	% of Market	Direct Premis Written
Ameritas Life Ins Corp	32.22%	31,785
Voya Retirement Ins & Ann Co	16.77%	16,546
Teachers Ins & Ann Assoc Of Amer	11.41%	11,259
Athene Ann & Life Co	7.99%	7,881
Lincoln Natl Life Ins Co	7.20%	7,106
Equitable Financial Life Ins Co	5.38%	5,306
Variable Ann Life Ins Co	5.01%	4,946
American United Life Ins Co	3.41%	3,369
Massachusetts Mut Life Ins Co	1.83%	1,801
Metropolitan Tower Life Ins Co	1.59%	1,572
Prudential Ins Co Of Amer	1.38%	1,363
Nationwide Life Ins Co	1.18%	1,165
Metropolitan Life Ins Co	0.87%	856
American Fidelity Assur Co	0.68%	669
Banner Life Ins Co	0.51%	505
Symetra Life Ins Co	0.51%	500
Pacific Life Ins Co	0.47%	463
Lombard Intl Life Assur Co	0.36%	357
Fidelity & Guar Life Ins Co	0.35%	345
United Of Omaha Life Ins Co	0.16%	154

Total		
Company Name	% of Market	Direct Premis Written
New York Life Ins & Ann Corp	13.60%	54,672
Ameritas Life Ins Corp	9.03%	36,269
Lincoln Natl Life Ins Co	8.55%	34,359
Athene Ann & Life Co	6.39%	25,694
Jackson Natl Life Ins Co	5.21%	20,923
Voya Retirement Ins & Ann Co	4.12%	16,549
Teachers Ins & Ann Assoc Of Amer	3.35%	13,444
Members Life Ins Co	3.34%	13,425
American Gen Life Ins Co	3.23%	12,977
RiverSource Life Ins Co	2.96%	11,909
Fidelity Investments Life Ins Co	2.35%	9,443
Massachusetts Mut Life Ins Co	2.28%	9,150
Variable Ann Life Ins Co	2.21%	8,894
Pacific Life Ins Co	2.07%	8,301
Fidelity & Guar Life Ins Co	2.01%	8,088
Nationwide Life Ins Co	1.88%	7,564
USAA Life Ins Co	1.65%	6,628
Equitable Financial Life Ins Co	1.51%	6,065
Symetra Life Ins Co	1.43%	5,753
Oceanview Life & Annuity Co	1.32%	5,300

## LIFE ANNUITY TOTAL BUSINESS CY 2021 (\$000)

Company Name	Dom	Issued During Current Year	Ceased In Force During Current Year	In Force End of Year	Life Insurance Premiums	Annuity Considerations	Claims and Benefits Paid	Dividends
4 Ever Life Ins Co	IL	0	-5	301	3	0	0	0
5 Star Life Ins Co	NE	17,525	-83,002	290,310	279	0	567	0
AAA Life Ins Co	MI	10,721	1,313	134,649	777	0	474	0
Ability Ins Co	NE	0	0	0	0	0	0	0
Accordia Life & Ann Co	IA	1,816	-4,032	166,377	473	0	294	8
Aetna Life Ins Co	CT	0	-313,426	4,165	99	0	1,513	29
Allianz Life Ins Co Of N Amer	MN	9,745	-13,959	40,193	766	3,519	12,027	0
Amalgamated Life Ins Co	NY	0	2,216	39,343	0	0	0	0
American Amicable Life Ins Co Of TX	TX	2,121	-85	9,185	85	2	102	4
American Bankers Life Assur Co Of FL	FL	0	218	224	2	0	2	0
American Benefit Life Ins Co	OK	0	0	5	0	0	0	0
American Equity Invest Life Ins Co	IA	0	-9	18	0	1,456	2,450	0
American Family Life Assur Co of Col	NE	7,478	-10,800	66,219	368	0	252	0
American Family Life Ins Co	WI	382	1,171	31,191	126	0	132	6
American Fidelity Assur Co	OK	13,400	-16,892	108,156	743	2,304	1,748	0
American Fidelity Life Ins Co	FL	145	-288	8,399	21	1	37	0
American Gen Life Ins Co	TX	69,512	-135,843	1,855,395	3,462	12,977	12,723	5
American Heritage Life Ins Co	FL	260	-2,351	26,977	201	0	177	0
American Hlth & Life Ins Co	TX	0	-211	1,278	28	0	48	0
American Income Life Ins Co	IN	46,488	-27,330	166,387	3,052	0	581	0
American Memorial Life Ins Co	SD	4	-92	2,388	34	2	117	9
American Natl Ins Co	TX	21,174	-9,997	144,646	662	2,597	2,842	0
American Natl Life Ins Co Of TX	TX	0	0	167	1	0	0	0
American Public Life Ins Co	OK	0	0	0	0	0	0	0
American Republic Ins Co	IA	2,735	-2,762	283	53	0	0	0
American United Life Ins Co	IN	3,852	-5,247	85,024	1,182	3,369	15,101	70
Americo Fin Life & Ann Ins Co	TX	10,624	-710	18,299	162	0	532	1
Ameritas Life Ins Corp	NE	91,716	-14,401	208,326	1,713	36,269	4,564	15
Amica Life Ins Co	RI	1,400	-954	22,530	56	0	0	0
Annuity Investors Life Ins Co	OH	0	0	0	0	15	208	0
Anthem Life Ins Co	IN	0	-155	101	1	0	1	0
Assurity Life Ins Co	NE	1,445	-543	14,861	76	0	97	8

## LIFE ANNUITY TOTAL BUSINESS CY 2021 (\$000)

Company Name	Dom	Issued During Current Year	Ceased In Force During Current Year	In Force End of Year	Life Insurance Premiums	Annuity Considerations	Claims and Benefits Paid	Dividends
Athene Ann & Life Assur Co of NY	NY	0	0	127	10	0	15	0
Athene Ann & Life Co	IA	0	-1,067	25,763	175	25,694	4,020	29
Athene Annuity & Life Assur Co	DE	0	-1,597	13,504	83	0	151	1
Aurora Natl Life Assur Co	CA	0	2	481	6	0	206	0
Baltimore Life Ins Co	MD	0	-6	1,079	31	0	6	0
Bankers Fidelity Life Ins Co	GA	60	-120	420	13	0	0	0
Bankers Life & Cas Co	IL	140	-489	4,515	72	0	285	3
Banner Life Ins Co	MD	107,926	-37,207	964,615	1,532	505	337	1
Beneficial Life Ins Co	UT	0	-3,710	18,722	83	0	744	4
Berkley Life & Hlth Ins Co	IA	0	-1	13	1	0	0	0
Berkshire Hathaway Life Ins Co NE	NE	0	0	0	0	0	22	0
Berkshire Life Ins Co of Amer	MA	0	0	400	0	0	0	0
Boston Mut Life Ins Co	MA	0	178	2,239	23	0	14	2
Brighthouse Life Ins Co	DE	18,700	-74,329	524,853	3,476	1,378	18,523	470
Central Security Life Ins Co	TX	0	3	112	1	0	0	0
Central States H & L Co Of Omaha	NE	1,012	-6,307	8,495	18	0	65	0
Chesapeake Life Ins Co	OK	250	968	2,834	21	0	20	0
Church Life Ins Corp	NY	83	-264	4,039	50	8	3	0
CM Life Ins Co	CT	8,300	-1,557	10,282	48	1,383	269	0
CMFG Life Ins Co	IA	21,812	-12,614	78,322	1,266	567	42,219	56
Colonial Life & Accident Ins Co	SC	32,994	-27,957	120,045	753	0	329	0
Colonial Penn Life Ins Co	PA	179	-284	3,632	348	0	224	0
Columbian Mut Life Ins Co	NY	0	-7	159	2	12	7	0
Columbus Life Ins Co	OH	1,487	-3,609	13,737	163	15	548	1
Combined Ins Co Of Amer	IL	1,455	-1,629	4,114	68	0	3	0
Commonwealth Ann & Life Ins Co	MA	0	-4,080	886	3	0	233	4
Companion Life Ins Co	SC	150	0	150	0	0	0	0
Connecticut Gen Life Ins Co	CT	699	-3,675	21,744	192	0	307	1
Continental Amer Ins Co	NE	135	-225	250	156	0	110	0
Continental Gen Ins Co	TX	0	-134	607	4	0	55	0
Country Investors Life Assur Co	IL	0	-150	4,878	19	22	737	0
Country Life Ins Co	IL	69,417	-38,862	684,254	2,556	0	1,517	150

## LIFE ANNUITY TOTAL BUSINESS CY 2021 (\$000)

Company Name	Dom	Issued During Current Year	Ceased In Force During Current Year	In Force End of Year	Life Insurance Premiums	Annuity Considerations	Claims and Benefits Paid	Dividends
Dearborn Life Ins Co	IL	0	48	693	10	0	8	0
Delaware Life Ins Co	DE	0	77	13,667	2	2,412	3,762	0
Eagle Life Ins Co	IA	0	0	0	0	2,658	1,556	0
ELCO Mut Life & Ann	IL	0	0	0	0	42	21	0
EMC Natl Life Co	IA	0	257	12,313	6	0	2	1
Equitable Financial Life & Ann Co	CO	0	0	111	1	0	24	0
Equitable Financial Life Ins Co	NY	4,773	-18,934	238,930	1,134	6,065	17,868	179
Equitable Financial Life Ins Co of A	AZ	1,475	-7,321	65,570	481	613	919	0
Equitrust Life Ins Co	AZ	0	-4	1,819	1	1,035	814	0
Everlake Assur Co	IL	38,434	-36,379	440,067	1,460	0	24	0
Everlake Life Ins Co	IL	3,445	-16,121	169,343	1,244	8	3,021	0
Family Life Ins Co	TX	0	-51	180	2	0	45	0
Farmers New World Life Ins Co	WA	5,180	623	111,419	480	702	294	0
Federal Life Ins Co	IL	0	0	6	0	0	0	0
Fidelity & Guar Life Ins Co	IA	56,869	-11,094	196,789	1,129	8,088	1,890	0
Fidelity Investments Life Ins Co	UT	1,250	-2,250	15,950	35	9,443	6,891	0
Fidelity Life Assn A Legal Reserve L	IL	8,103	-5,024	70,935	326	0	171	0
Fidelity Security Life Ins Co	MO	19,300	-1,750	49,093	51	0	5	0
First Allmerica Fin Life Ins Co	MA	0	-6	992	6	0	53	6
First Cath Slovak Ladies Assn USA	OH	0	-95	509	3	6	0	0
First Hlth Life & Hlth Ins Co	TX	0	-1	7	0	0	0	0
First Penn Pacific Life Ins Co	IN	0	-3,113	42,192	87	4	54	0
Forethought Life Ins Co	IN	895	-370	3,943	833	2,645	3,881	0
Funeral Directors Life Ins Co	TX	2	-57	526	9	2	119	0
Garden State Life Ins Co	TX	0	-740	2,100	38	0	10	0
Genworth Life & Ann Ins Co	VA	0	-52,760	441,381	1,037	0	2,939	0
Genworth Life Ins Co	DE	0	-18,954	137,697	305	0	1,753	0
Gerber Life Ins Co	NY	6,834	-3,024	104,087	886	0	425	0
Globe Life & Accident Ins Co	NE	16,495	-13,495	125,593	1,104	0	686	0
Golden Rule Ins Co	IN	800	-1,127	4,710	14	7	33	0
Government Personnel Mut Life Ins Co	TX	50	-414	2,790	29	0	219	4

## LIFE ANNUITY TOTAL BUSINESS CY 2021 (\$000)

Company Name	Dom	Issued During Current Year	Ceased In Force During Current Year	In Force End of Year	Life Insurance Premiums	Annuity Considerations	Claims and Benefits Paid	Dividends
Great Amer Life Ins Co	OH	0	-388	2,742	11	2,945	1,052	0
Great Southern Life Ins Co	TX	0	-34	5,922	29	0	44	0
Great W Life & Ann Ins Co	CO	11,475	-2,647	196,162	316	11	22,001	0
Guarantee Trust Life Ins Co	IL	94	-28	837	14	0	0	0
Guardian Ins & Ann Co Inc	DE	26,100	-1,909	37,486	42	2,017	993	0
Guardian Life Ins Co Of Amer	NY	26,592	-9,086	1,007,282	3,159	0	1,803	270
Guggenheim Life & Ann Co	DE	0	0	156	1	140	96	0
Hartford Life & Accident Ins Co	CT	129,072	-143,394	3,739,660	6,366	0	7,688	0
HCC Life Ins Co	IN	0	0	217	1	0	0	0
Heartland Natl Life Ins Co	IN	0	0	3	0	0	0	0
Homesteaders Life Co	IA	1,033	-418	3,925	1,068	50	454	0
Horace Mann Life Ins Co	IL	1,473	-8,262	80,552	327	1,348	2,026	0
IA Amer Life Ins Co	TX	4,281	-3,213	14,254	205	122	16	0
Idealife Ins Co	CT	0	-9	524	2	0	3	0
Independent Order Of Foresters Us Br	NY	8,597	-2,441	45,267	796	0	373	11
Industrial Alliance Ins & Fin Serv I	TX	0	-200	336	5	0	1	0
Integrity Life Ins Co	OH	0	-533	214	0	349	918	0
Investors Heritage Life Ins Co	KY	0	0	63	2	0	0	0
Investors Life Ins Co N Amer	TX	0	-1	332	5	0	12	0
Jackson Natl Life Ins Co	MI	0	-11,591	144,833	615	20,923	30,887	3
Jefferson Natl Life Ins Co	TX	0	110	2,679	85	2,510	288	45
John Alden Life Ins Co	AZ	0	657	657	5	0	0	0
John Hancock Life & Hlth Ins Co	MA	0	9	114	0	0	0	0
John Hancock Life Ins Co USA	MI	149,978	-70,372	900,956	7,242	13	123,416	463
Kansas City Life Ins Co	MO	250	5,370	24,349	207	12	247	4
Knights Of Columbus	CT	7,420	-280	72,736	394	0	83	47
Lafayette Life Ins Co	OH	12,552	1,899	28,062	377	0	10	7
Landmark Life Ins Co	TX	0	0	39	5	0	0	0
Liberty Bankers Life Ins Co	OK	40	38	133	4	0	255	0
Liberty Natl Life Ins Co	NE	4,855	-5,825	153,956	1,067	0	590	0
Life Ins Co Of N Amer	PA	120,147	-138,111	1,149,100	2,450	0	2,787	0
Life Ins Co Of The Southwest	TX	145,679	103,851	509,085	3,098	1,043	500	0



## LIFE ANNUITY TOTAL BUSINESS CY 2021 (\$000)

Company Name	Dom	Issued During Current Year	Ceased In Force During Current Year	In Force End of Year	Life Insurance Premiums	Annuity Considerations	Claims and Benefits Paid	Dividends
Life Of The South Ins Co	GA	225	6	231	6	0	0	0
LifeMap Assur Co	OR	630	0	3,348	5	0	0	0
LifeSecure Ins Co	MI	0	0	388	3	0	147	0
Lincoln Benefit Life Co	NE	0	-89,528	978,749	2,936	4	1,308	0
Lincoln Heritage Life Ins Co	IL	122	-169	1,810	136	0	63	0
Lincoln Life & Ann Co of NY	NY	0	890	1,104	12	0	80	0
Lincoln Natl Life Ins Co	IN	232,573	285,456	2,107,150	11,323	34,359	48,113	50
Lombard Intl Life Assur Co	PA	2,103,569	-837,941	6,898,139	245,511	3,357	1,141	0
Loyal Amer Life Ins Co	OH	10	70	183	5	1	5	1
Lumico Life Ins Co	MO	5,527	-3,316	12,439	207	0	8	0
Madison Natl Life Ins Co Inc	WI	0	-35	689	11	12	17	0
Manhattan Life Ins Co	NY	0	0	61	2	0	0	0
Manhattan Natl Life Ins Co	OH	0	150	1,711	13	0	0	0
ManhattanLife Ins & Ann Co	TX	0	1	1	1	0	0	0
Massachusetts Mut Life Ins Co	MA	65,053	-30,715	486,592	2,829	9,150	12,419	764
Medico Ins Co	IA	0	0	26	0	0	0	0
Members Life Ins Co	IA	668	-219	450	5	13,425	3,265	0
Metropolitan Life Ins Co	NY	94,993	416,553	8,458,939	12,743	1,052	38,822	579
Metropolitan Tower Life Ins Co	NE	0	-858	22,946	214	1,572	621	37
Mid West Natl Life Ins Co Of TN	TX	0	-101	1,001	6	1	6	0
Midland Natl Life Ins Co	IA	42,959	-13,849	372,665	2,912	4,642	3,094	10
Midwestern United Life Ins Co	IN	0	0	148	0	0	0	0
Minnesota Life Ins Co	MN	27,199	-57,138	499,947	11,153	703	8,931	50
MML Bay State Life Ins Co	CT	0	2	1,340	7	0	0	0
Mony Life Ins Co	NY	0	-5,837	113,178	1,056	0	3,918	731
Mutual Of Amer Life Ins Co	NY	150	-1,067	1,576	9	0	22,095	0
Mutual Trust Life Ins Co a Pan Amer	LA	2,467	-291	10,231	196	0	2	4
Nassau Life & Ann Co	CT	0	-10	5,226	10	723	34	0
Nassau Life Ins Co	NY	0	-1,443	17,321	202	0	224	46
National Benefit Life Ins Co	NY	327	-910	1,051	7	0	0	0
National Farmers Union Life Ins Co	TX	0	0	896	7	0	0	0
National Guardian Life Ins Co	WI	28	-108	1,572	44	5	58	1

## LIFE ANNUITY TOTAL BUSINESS CY 2021 (\$000)

Company Name	Dom	Issued During Current Year	Ceased In Force During Current Year	In Force End of Year	Life Insurance Premiums	Annuity Considerations	Claims and Benefits Paid	Dividends
National Hlth Ins Co	TX	2,865	-2,940	5,625	96	0	0	0
National Life Ins Co	VT	5,386	-2,784	23,336	149	0	199	15
National Western Life Ins Co	CO	0	-893	2,684	15	510	658	0
Nationwide Life & Ann Ins Co	OH	30,923	-28,116	187,942	2,362	2,482	1,392	0
Nationwide Life Ins Co	OH	3,865	-2,259	62,135	151	7,564	10,905	19
Natl Foundation Life Ins Co	TX	0	0	0	1	0	0	0
New England Life Ins Co	MA	0	-420	5,349	33	0	72	0
New York Life Ins & Ann Corp	DE	33,659	-39,847	680,131	6,315	54,672	63,997	0
New York Life Ins Co	NY	506,789	-542,110	6,866,508	40,605	1,714	55,469	13,631
North Amer Co Life & Hlth Ins	IA	48,270	-11,791	209,624	663	2,195	629	0
Northwestern Mut Life Ins Co	WI	110,290	-42,664	1,244,372	7,386	2,801	14,994	3,531
NYLIFE Ins Co Of AZ	AZ	0	-9,180	23,425	194	0	251	0
Occidental Life Ins Co Of NC	TX	2,000	-679	2,744	37	3	5	0
Oceanview Life & Annuity Co	CO	0	0	0	0	5,300	0	0
Ohio Natl Life Assur Corp	OH	1,600	-4,844	108,849	366	0	153	0
Ohio Natl Life Ins Co	OH	2,040	-1,481	16,844	353	0	673	68
Ohio State Life Ins Co	TX	0	-102	2,651	19	0	5	0
Old Republic Life Ins Co	IL	0	1	3,037	4	0	0	0
Oxford Life Ins Co	AZ	100	-55	190	18	300	985	0
Pacific Guardian Life Ins Co Ltd	HI	0	2	1,078	20	0	0	0
Pacific Life & Ann Co	AZ	0	0	0	0	0	335	0
Pacific Life Ins Co	NE	133,204	57,534	955,602	5,972	8,301	9,583	4
Pan Amer Life Ins Co	LA	0	-55	63	1	0	39	0
Parker Centennial Assur Co	WI	0	0	0	0	0	15	0
Paul Revere Life Ins Co	MA	0	50	67	0	0	3	0
Pavonia Life Ins Co of MI	MI	0	-2,610	3,700	18	0	0	0
Penn Ins & Ann Co	DE	6,698	-3,001	28,785	982	86	245	0
Penn Mut Life Ins Co	PA	41,946	53,291	145,832	1,788	320	899	60
PHL Variable Ins Co	CT	0	-2,956	59,540	401	0	1,352	0
Physicians Life Ins Co	NE	47	115	6,336	354	0	204	0
Pioneer Amer Ins Co	TX	54	-429	3,080	54	27	12	0
Primerica Life Ins Co	TN	79,078	-99,442	1,032,404	3,663	0	3,210	0

## LIFE ANNUITY TOTAL BUSINESS CY 2021 (\$000)

Company Name	Dom	Issued During Current Year	Ceased In Force During Current Year	In Force End of Year	Life Insurance Premiums	Annuity Considerations	Claims and Benefits Paid	Dividends
Principal Life Ins Co	IA	245,212	31,705	660,916	9,283	247	3,346	42
Principal Natl Life Ins Co	IA	81,853	1,722	327,498	868	0	0	0
Protective Life Ins Co	TN	125,994	-40,602	1,064,076	2,287	2,078	2,884	2
Provident Life & Accident Ins Co	TN	1,820	-758	8,563	136	0	289	0
Pruco Life Ins Co	AZ	201,936	-2,693	2,993,625	44,027	-1,108	20,975	0
Prudential Ann Life Assur Corp	AZ	0	831	831	0	1,963	-347	0
Prudential Ins Co Of Amer	NJ	183,518	1,177	4,513,472	6,830	1,363	44,486	1,084
Prudential Retirement Ins & Ann Co	CT	0	0	0	0	0	0	0
Reliable Life Ins Co	MO	0	-10	285	1	0	2	0
Reliance Standard Life Ins Co	IL	3,780	-531,266	77,458	260	156	909	0
Reliastar Life Ins Co	MN	13	-212,616	634,063	2,574	282	8,862	30
Reliastar Life Ins Co Of NY	NY	0	-1,037	3,329	12	0	112	0
Reserve Natl Ins Co	IL	0	-30	0	0	0	0	0
RiverSource Life Ins Co	MN	6,773	-2,973	183,265	1,983	11,909	6,381	0
S USA Life Ins Co Inc	AZ	79	-43	192	9	2,409	0	0
SBLI USA Life Ins Co Inc	NY	0	10	487	4	0	0	1
Securian Life Ins Co	MN	2,812	-24,393	2,383,157	3,728	65	3,821	0
Security Benefit Life Ins Co	KS	0	-916	9,597	92	3,807	2,814	1
Security Life Of Denver Ins Co	CO	0	-5,783	80,584	1,034	0	60	0
Security Mut Life Ins Co Of NY	NY	1,075	-1,242	6,326	112	0	97	1
Security Natl Life Ins Co	UT	50	9	746	21	0	11	0
Senior Life Ins Co	GA	96	-151	282	17	0	30	0
Sentry Life Ins Co	WI	3,450	-873	10,785	30	99	1,426	0
Settlers Life Ins Co	WI	0	13	122	1	0	0	0
Shenandoah Life Ins Co	VA	0	-25	550	2	0	44	0
SILAC Ins Co	UT	0	-8	11	0	742	42	0
Sons Of Norway	MN	9,602	-1,423	54,095	212	158	1,334	4
Standard Ins Co	OR	637,938	165,709	1,391,851	2,268	1,057	17,063	82
Standard Life & Accident Ins Co	TX	665	-150	1,223	3	0	0	0
Standard Security Life Ins Co Of NY	NY	0	0	73	0	0	0	0
Starmount Life Ins Co	ME	0	-75	0	1	0	0	0
State Farm Life Ins Co	IL	456,822	-232,368	3,775,727	18,058	785	12,085	1,321
State Life Ins Co	IN	300	75	3,804	372	200	97	0

## LIFE ANNUITY TOTAL BUSINESS CY 2021 (\$000)

Company Name	Dom	Issued During Current Year	Ceased In Force During Current Year	In Force End of Year	Life Insurance Premiums	Annuity Considerations	Claims and Benefits Paid	Dividends
State Mut Ins Co	GA	0	-2	44	2	0	1	0
Sterling Investors Life Ins Co	IN	0	0	0	2	0	0	0
Sterling Life Ins Co	IL	0	0	20	1	0	0	0
Sun Life & Hlth Ins Co	MI	0	0	63	0	0	0	0
Sunset Life Ins Co Of Amer	MO	0	-11,208	13,952	171	0	544	3
Surety Life Ins Co	NE	0	-149	4,972	44	0	59	0
Swiss Re Life & Hlth Amer Inc	MO	0	0	0	0	0	5	0
Symetra Life Ins Co	IA	7,410	-400,665	419,247	1,649	5,753	8,968	0
Talcott Resolution Life & Ann Ins Co	CT	0	-60,776	232,578	937	0	4,648	0
Talcott Resolution Life Ins Co	CT	0	-61,533	884,446	140	78	47,013	0
Teachers Ins & Ann Assoc Of Amer	NY	176	-3,240	10,285	251	13,444	15,450	156
Texas Life Ins Co	TX	8,770	-4,935	79,176	689	0	263	1
The Cincinnati Life Ins Co	OH	2,500	-878	42,014	103	0	0	0
The Savings Bank Mut Life Ins Co of	MA	21,175	-6,784	227,672	264	0	11	4
Thrivent Financial For Lutherans	WI	18,778	-15,923	419,829	3,124	5,204	10,796	523
TIAA Cref Life Ins Co	NY	0	1,901	86,240	192	132	326	0
Trans World Assur Co	CA	422	210	11,381	51	0	17	0
Transamerica Financial Life Ins Co	NY	0	-432	4,265	51	0	4,301	0
Transamerica Life Ins Co	IA	69,144	-45,050	995,630	5,466	1,324	29,248	25
Trustmark Ins Co	IL	17,082	-224	17,783	16	0	125	0
Trustmark Life Ins Co	IL	0	-150	28	1	0	0	0
Unified Life Ins Co	TX	0	-27	133	2	0	0	0
Unimerica Ins Co	WI	0	0	0	0	0	0	0
Union Fidelity Life Ins Co	KS	0	-62	703	16	0	25	0
Union Labor Life Ins Co	MD	700	-872	14,905	114	0	46	5
Union Security Ins Co	KS	0	315	9,163	92	4	3,932	2
United Amer Ins Co	NE	0	0	122	2	0	0	0
United Fidelity Life Ins Co	TX	0	-18	370	12	0	1	0
United Heritage Life Ins Co	ID	4	71	2,256	14	0	18	1
United Of Omaha Life Ins Co	NE	41,322	-81,849	313,189	2,596	156	3,385	0
United Security Assur Co Of PA	PA	0	0	60	0	0	0	0
United States Life Ins Co in the Cit	NY	0	20	3,242	29	0	656	0
United World Life Ins Co	NE	0	2	297	2	0	0	0

## LIFE ANNUITY TOTAL BUSINESS CY 2021 (\$000)

Company Name	Dom	Issued During Current Year	Ceased In Force During Current Year	In Force End of Year	Life Insurance Premiums	Annuity Considerations	Claims and Benefits Paid	Dividends
UnitedHealthcare Ins Co	CT	0	-1,435	12,667	28	0	199	0
Unum Life Ins Co Of Amer	ME	518,879	-371,078	2,799,467	7,372	0	4,625	8
US Br Sun Life Assur Co of Canada	MI	113,115	101,003	829,728	1,851	0	3,031	98
US Business of Canada Life Assur Co	MI	0	-332	18,597	270	0	113	4
US Financial Life Ins Co	AZ	0	-2,100	16,188	95	0	350	0
USAA Life Ins Co	TX	128,457	-108,611	2,285,288	5,574	6,628	7,997	160
USAbLe Life	AR	1,597	-19,739	159,485	729	0	358	0
Vantis Life Ins Co	CT	545	153	3,643	8	0	38	0
Variable Ann Life Ins Co	TX	0	0	0	0	8,894	15,629	0
Venerable Ins & Ann Co	IA	0	503	1,414	10	8	4,930	8
Voya Retirement Ins & Ann Co	CT	0	-845	8,089	40	16,549	30,069	0
Washington Natl Ins Co	IN	0	151	2,031	23	0	135	1
West Coast Life Ins Co	NE	0	-11,376	170,718	351	0	303	3
Western Southern Life Assur Co	OH	0	27	6,531	63	4,662	2,148	0
Western United Life Assur Co	WA	0	0	0	0	216	623	0
Wilcac Life Ins Co	IL	0	-2,824	12,709	107	0	2,250	5
William Penn Life Ins Co Of NY	NY	0	500	3,000	8	0	0	0
Wilton Reassur Life Co of NY	NY	0	-765	4,129	19	0	2	0
Woodmen World Life Ins Soc	NE	380	1,529	8,938	50	4	112	12
Zurich Amer Life Ins Co	IL	0	-27,103	348,523	4,458	0	243	0
<b>Total Companies: 277</b>		<b>7,890,444</b>	<b>-4,356,651</b>	<b>76,691,951</b>	<b>559,115</b>	<b>401,859</b>	<b>1,012,057</b>	<b>25,111</b>

# HEALTH INSURERS

Recap **42**

Claims Survey **42**

Individual **43**

Group **44**

Admitted Companies **45**

Market Share by Category **46**

Market Share Totals **47**

Total Business **48-52**

## ACCIDENT & HEALTH RECAP CY 2021 (\$000)

	Direct Written Premiums	Direct Earned Premiums	Direct Losses Paid	Direct Losses Incurred
<b>Group</b>				
Property	5,317	5,061	2,644	2,923
Life	216,317	214,906	169,780	176,650
Health	322,890	323,271	260,325	263,924
<b>Subtotal</b>	<b>544,524</b>	<b>543,237</b>	<b>432,748</b>	<b>443,498</b>
<b>Credit</b>				
Property	7	12	-	(1)
Life	69	152	12	(3)
<b>Subtotal</b>	<b>76</b>	<b>164</b>	<b>12</b>	<b>(5)</b>
<b>Federal Employees Health Benefits Program*</b>				
Life	11,007	10,941	10,418	10,484
Health	473,548	473,548	447,932	448,020
<b>Subtotal</b>	<b>484,555</b>	<b>484,489</b>	<b>458,349</b>	<b>458,504</b>
<b>Medicare Title XVIII*</b>				
Life	17,844	18,927	17,597	17,565
Health	19,110	19,094	16,848	17,059
<b>Subtotal</b>	<b>36,954</b>	<b>38,021</b>	<b>34,445</b>	<b>34,624</b>
<b>All Other</b>				
Property	5,176	4,765	4,175	4,285
Life	45,062	44,760	19,709	19,758
Health	220,047	221,383	267,488	272,388
<b>Subtotal</b>	<b>270,285</b>	<b>270,908</b>	<b>291,372</b>	<b>296,431</b>
<b>Total</b>	<b>1,336,393</b>	<b>1,336,819</b>	<b>1,216,926</b>	<b>1,233,052</b>

Note: Health insurance coverage is written by various types of companies. These companies may be structured differently and may have different reporting requirements based on their type. This section on health insurance coverage written in Alaska reports information regardless of the type of insurer except where noted.

\*Premium taxes are not charged on federal programs.

## HEALTH INSURANCE CLAIMS SURVEY CY 2021

Total # of Claims Incurred During the Reporting Year? 1,641,403

1. Of the incurred claims, how many of these were clean claims*?	1,575,664
A. Of the incurred clean claims, how many of these were paid within 30 days of receipt of initial claim?	1,461,362
2. Of the incurred claims, how many of these were not clean claims?	65,739
A. Of the incurred claims that were not clean, how many provided notice within 30 days of receipt of initial claim?	17,233
B. Of the incurred claims that were not clean, how many of these were paid within 15 days after receipt of information requested OR within the 30 after receipt of the initial claim?	50,542
3. Of the incurred claims, how many had interest paid during the reporting year due to late payment of claims?	24,350
A. Of the incurred claims that had interest paid, what is the total dollar amount paid during the reporting year due to late payment of claims?	\$971,686

\* "Clean claim" means a claim that does not have a defect or impropriety, including a lack of any required substantiating documentation, or a particular circumstance requiring special treatment that prevents timely payment of the claim.

AS 21.06.110(10) requires the division to report the number of rate filing comments; the division did not receive any this year. We also do not have changes to the division's efforts to improve or maintain public access to information on individual health insurance rate filings before they become effective."



## INDIVIDUAL HEALTH INSURANCE CY 2021

Product	# New Policies Issued	# Policies Terminated	# Policies In Force End of Year	# Individuals Covered End of Year	Member Months	Direct Premium Paid	Direct Losses Paid
Comprehensive Major Medical							
Direct*	7,362	5,216	13,439	20,313	238,522	166,975,182	225,667,285
Short-Term Medical	11	3	42	54	1,644	296,766	1,184,892
Accident or AD&D	3,283	3,749	19,742	45,305	535,592	5,402,640	2,532,658
Dental	2,894	1,770	4,900	6,848	80,885	3,647,791	2,016,213
Disability Income	1,141	1,501	7,324	7,168	87,985	10,167,429	3,098,744
Fixed Indemnity	1,210	1,144	5,571	8,653	99,393	5,570,934	1,066,662
Long Term Care	57	129	4,417	4,669	56,472	11,310,186	5,012,812
Medicare Supplement	1,624	784	9,076	9,104	95,216	18,226,973	13,734,745
Specified Disease	1,542	1,731	9,442	17,787	205,334	5,033,717	2,177,731
Vision	331	265	1,245	2,227	20,985	403,957	189,763
Other**	723	1,083	6,201	6,324	76,279	122,404	2,315
<b>Total***</b>	<b>20,178</b>	<b>17,375</b>	<b>81,399</b>	<b>128,452</b>	<b>1,498,307</b>	<b>227,157,979</b>	<b>256,683,820</b>

\*Losses are prior to the Alaska Reinsurance Program.

\*\*Other includes - Travel, Critical Illness.

\*\*\*Totals must balance to the NAIC Annual Statement Alaska State Page, as described in the instructions for this Health Insurance Survey.

## GROUP HEALTH INSURANCE CY 2021

Product	# New Policies Issued	# Policies Terminated	# Policies In Force End of Year	# Individuals Covered End of Year	Member Months	Direct Premium Paid	Direct Losses Paid
Comprehensive Major Medical							
Single Employer (1-50 employees)	390	168	3,044	14,370	170,791	148,263,295	125,773,132
Single Employer (51+ employees)	425	49	1,259	26,592	328,490	208,933,562	171,240,698
Multiple Employer Assoc or Trust	4	0	5	320	2,726	1,874,781	1,661,748
Other Group	0	0	11	6,982	83,686	1,862,511	1,650,181
Accident or AD&D	1,070	760	4,479	405,949	4,046,023	13,230,207	2,538,076
Dental	319	269	2,003	61,332	731,978	33,971,080	28,806,766
Disability Income	261	221	2,163	137,976	1,639,382	43,783,337	30,210,732
Fixed Indemnity	433	276	1,923	4,509	36,742	1,271,568	331,774
Long Term Care	2	2	109	1,808	21,693	2,076,656	1,635,106
Medicare Supplement	934	942	9,796	9,901	118,960	23,930,128	2,030,018
Specified Disease	535	325	2,190	22,079	246,887	3,650,127	1,029,737
Vision	129	899	719	170,696	621,125	5,125,162	2,971,821
Other*	222	68	763	2,030	21,480	1,672,687	1,141,154
<b>Total**</b>	<b>4,724</b>	<b>3,979</b>	<b>28,464</b>	<b>864,544</b>	<b>8,069,963</b>	<b>489,645,101</b>	<b>371,020,943</b>
Other Business							
Stop Loss	181	71	2,194	136,371	1,583,657	98,572,770	81,981,665
Administrative Services Only	67	2	629	40,704	496,071		
Administrative Service Contracts	0	1,144	68,498	214,111	2,592,222		

\*Other includes - Student Health, Travel, Hospital Surgical Expense, Limited Benefit, etc.

\*\*Totals must balance to the NAIC Annual Statement Alaska State Page, as described in the instructions for this Health Insurance Survey.

## ADMITTED COMPANIES CY 2021 - HEALTH (\$000)

NAIC #	Company Name	Assets	Surplus
63444	Accendo Ins Co	208,647	124,905
72052	Aetna Hlth Ins Co	299,898	215,963
82406	All Savers Ins Co	1,587,606	1,017,155
60250	AmFirst Ins Co	87,966	66,521
12151	Arcadian Hlth Plan Inc	1,751,171	912,923
12567	Care Improvement Plus S Central Ins	1,165,297	606,755
80799	Celtic Ins Co	1,653,279	649,309
78301	Clear Spring Hlth Ins Co	449,662	64,030
86371	Clover Ins Co	352,839	113,532
81973	Coventry Hlth & Life Ins Co	989,760	728,269
81396	Delta Dental Ins Co	492,089	233,470
54941	Delta Dental Plan of OR	227,220	194,398
73474	Dentegra Ins Co	210,474	53,596
67636	DSM USA Ins Co Inc	92,759	69,030
12747	Elixir Ins Co	698,027	83,319
88595	Emphesys Ins Co	10,361	7,059
85286	Fresenius Hlth Plans Ins Co	29,615	29,464
78611	HCSC Ins Serv Co	994,601	172,520
70670	Health Care Serv Corp A Mut Legal Re	37,005,718	23,128,948
12902	Healthspring Life & Hlth Ins Co Inc	1,167,801	462,247
71768	HM Hlth Ins Co	36,361	22,896
60052	Humana Benefit Plan of IL Inc	1,142,234	610,133
73288	Humana Ins Co	8,917,293	4,113,960
70580	Humanadental Ins Co	294,420	143,250
76503	Lasso Hlthcare Ins Co	18,085	3,699

NAIC #	Company Name	Assets	Surplus
94188	Lifewise Assur Co	260,010	165,199
63762	Medco Containment Life Ins Co	771,177	276,856
18750	Merit Hlth Ins Co	42,555	38,674
16628	Moda Assur Co	10,385	4,083
47098	Moda Hlth Plan Inc	348,075	136,425
81264	Nippon Life Ins Co Of Amer	228,262	142,919
88080	Omaha Hlth Ins Co	498,425	277,815
70785	Pacificare Life & Hlth Ins Co	197,033	194,769
47570	Premera Blue Cross	3,846,468	2,060,927
71420	Sierra Hlth & Life Ins Co Inc	5,541,555	2,859,254
12575	SilverScript Ins Co	3,323,581	1,044,009
85766	United Concordia Ins Co	325,233	213,206
84549	UnitedHealthcare Ins Co of Amer	744,508	392,418
97179	UnitedHealthcare Life Ins Co	185,893	78,335
97772	US Hlth & Life Ins Co Inc	27,055	13,684
39616	Vision Serv Plan Ins Co	484,289	296,524
53031	VSP Vision Care Inc	85,056	44,876
83445	WellCare Hlth Ins of AZ Inc	283,168	103,373
64467	WellCare Hlth Ins of KY Inc	983,732	390,606
10155	WellCare Prescription Ins Inc	3,133,429	326,723
<b>Total Companies: 45</b>		<b>81,203,073</b>	<b>42,888,023</b>

## ACCIDENT & HEALTH MARKET SHARE CY 2021 (\$000)

Group		
Company Name	% of Market	Direct Prens Written
Premera Blue Cross	56.69%	308,671
Aetna Life Ins Co	5.99%	32,640
UnitedHealthcare Ins Co	5.71%	31,075
US Br Sun Life Assur Co of Canada	3.79%	20,643
Reliastar Life Ins Co	2.44%	13,299
Unum Life Ins Co Of Amer	2.38%	12,949
Metropolitan Life Ins Co	2.19%	11,943
Cigna Hlth & Life Ins Co	1.97%	10,716
Moda Hlth Plan Inc	1.80%	9,798
Hartford Life & Accident Ins Co	1.52%	8,294
Symetra Life Ins Co	1.45%	7,889
Union Labor Life Ins Co	1.27%	6,916
HCC Life Ins Co	1.26%	6,887
Principal Life Ins Co	0.90%	4,913
Life Ins Co Of N Amer	0.88%	4,796
Guardian Life Ins Co Of Amer	0.88%	4,781
Health Care Serv Corp A Mut Legal Re	0.81%	4,421
Companion Life Ins Co	0.72%	3,901
Standard Ins Co	0.67%	3,661
Prudential Ins Co Of Amer	0.52%	2,832

Credit		
Company Name	% of Market	Direct Prens Written*
American Republic Ins Co	41.96%	32
Minnesota Life Ins Co	27.86%	21
American Natl Ins Co	9.58%	7
American Bankers Ins Co Of FL	7.86%	6
Life Of The South Ins Co	6.36%	5
CMFG Life Ins Co	5.29%	4
Transamerica Cas Ins Co	1.07%	1
Central States Ind Co Of Omaha	0.81%	1
Securian Life Ins Co	0.01%	0
American Hlth & Life Ins Co	0.00%	0
Central States H & L Co Of Omaha	-0.34%	0
State Farm Mut Auto Ins Co	-0.46%	0

Medicare Title XVIII		
Company Name	% of Market	Direct Prens Written
Aetna Life Ins Co	21.20%	7,835
UnitedHealthcare Ins Co	19.20%	7,095
Humana Ins Co	18.21%	6,729
Sierra Hlth & Life Ins Co Inc	11.12%	4,110
WellCare Prescription Ins Inc	9.05%	3,345
Cigna Hlth & Life Ins Co	7.88%	2,912
Elixir Ins Co	5.09%	1,881
Medco Containment Life Ins Co	3.27%	1,210
Clear Spring Hlth Ins Co	2.33%	862
SilverScript Ins Co	2.18%	807
Omaha Hlth Ins Co	0.45%	166
First Hlth Life & Hlth Ins Co	0.00%	1

Federal Employees Health Benefits		
Company Name	% of Market	Direct Prens Written
Premera Blue Cross	97.73%	473,548
Aetna Life Ins Co	2.27%	10,986
UnitedHealthcare Ins Co	0.00%	21

All Other		
Company Name	% of Market	Direct Prens Written
Premera Blue Cross	66.57%	178,360
Lifewise Assur Co	8.29%	22,224
American Family Life Assur Co of Col	3.03%	8,110
Moda Assur Co	3.02%	8,086
Mutual Of Omaha Ins Co	2.30%	6,159
State Farm Mut Auto Ins Co	1.54%	4,118
Delta Dental Plan of OR	1.36%	3,631
Genworth Life Ins Co	1.32%	3,543
VSP Vision Care Inc	1.16%	3,112
Colonial Life & Accident Ins Co	1.15%	3,086
Berkshire Life Ins Co of Amer	0.66%	1,780
New York Life Ins Co	0.63%	1,686
American Fidelity Assur Co	0.61%	1,638
Loyal Amer Life Ins Co	0.52%	1,394
USAA Life Ins Co	0.48%	1,282
John Hancock Life Ins Co USA	0.44%	1,182
Northwestern Mut Life Ins Co	0.43%	1,165
Principal Life Ins Co	0.41%	1,086
Provident Life & Accident Ins Co	0.38%	1,028
Transamerica Life Ins Co	0.36%	960

\*Premiums under \$500 are rounded to zero.

## ACCIDENT & HEALTH MARKET SHARE CY 2021 (\$000)

Total		
Company Name	% of Market	Direct Prems Written
Premera Blue Cross	72.10%	960,579
Aetna Life Ins Co	3.86%	51,462
UnitedHealthcare Ins Co	2.87%	38,190
Lifewise Assur Co	1.67%	22,224
US Br Sun Life Assur Co of Canada	1.55%	20,643
Cigna Hlth & Life Ins Co	1.05%	13,985
Reliastar Life Ins Co	1.00%	13,300
Unum Life Ins Co Of Amer	0.99%	13,165
Metropolitan Life Ins Co	0.95%	12,723
Moda Hlth Plan Inc	0.79%	10,536
Humana Ins Co	0.70%	9,327
Hartford Life & Accident Ins Co	0.62%	8,294
American Family Life Assur Co of Col	0.61%	8,122
Moda Assur Co	0.61%	8,086
Symetra Life Ins Co	0.59%	7,889
Union Labor Life Ins Co	0.52%	6,916
HCC Life Ins Co	0.52%	6,887
Mutual Of Omaha Ins Co	0.47%	6,263
Principal Life Ins Co	0.45%	5,998
Guardian Life Ins Co Of Amer	0.38%	5,007

## ACCIDENT & HEALTH TOTAL BUSINESS CY 2021 (\$000)

Company Name	DOM	Direct Written Prem	Direct Earned Prem	Dividends Paid	Direct Losses Paid	Direct Losses Incurred	Company Name	DOM	Direct Written Prem	Direct Earned Prem	Dividends Paid	Direct Losses Paid	Direct Losses Incurred
21st Century Premier Ins Co	PA	0	0	0	0	0	American Security Ins Co	DE	0	0	0	0	0
4 Ever Life Ins Co	IL	921	921	0	507	503	American United Life Ins Co	IN	0	0	0	-19	-18
5 Star Life Ins Co	NE	14	14	0	0	0	Americo Fin Life & Ann Ins Co	TX	5	5	0	8	8
AAA Life Ins Co	MI	111	112	0	4	-2	Ameritas Life Ins Corp	NE	1,385	1,391	0	672	703
Accendo Ins Co	UT	35	0	0	0	0	Amex Assur Co	IL	66	65	0	0	-7
Ace Amer Ins Co	PA	1,263	1,319	0	19	102	AmFirst Ins Co	OK	0	0	0	0	0
Aegis Security Ins Co	PA	1	1	0	0	0	Arch Ins Co	MO	41	43	0	5	5
Aetna Hlth & Life Ins Co	CT	17	17	0	31	30	Aspen Amer Ins Co	TX	2	2	0	0	0
Aetna Hlth Ins Co	PA	9	9	0	20	21	Assurity Life Ins Co	NE	111	110	0	76	193
Aetna Life Ins Co	CT	51,462	51,560	0	50,852	50,141	Athene Annuity & Life Assur Co	DE	8	8	0	0	0
Allianz Life Ins Co Of N Amer	MN	270	271	0	-6	-6	Atlantic Specialty Ins Co	NY	0	0	0	0	0
Amalgamated Life Ins Co	NY	0	0	0	0	0	Axis Ins Co	IL	80	71	0	1	-12
American Alt Ins Corp	DE	0	0	0	0	-65	Baltimore Life Ins Co	MD	0	0	0	0	0
American Bankers Ins Co Of FL	FL	6	6	0	0	0	Bankers Fidelity Life Ins Co	GA	38	0	0	0	0
American Bankers Life Assur Co Of FL	FL	0	0	0	0	0	Bankers Life & Cas Co	IL	74	96	0	434	549
American Family Life Assur Co of Col	NE	8,122	8,084	0	2,614	2,474	Banner Life Ins Co	MD	16	16	0	0	0
American Fidelity Assur Co	OK	3,001	3,170	0	976	1,331	BCS Ins Co	OH	18	18	0	8	6
American Gen Life Ins Co	TX	86	86	0	0	0	Beazley Ins Co Inc	CT	3	3	0	0	0
American Heritage Life Ins Co	FL	1,154	1,157	0	328	322	Benchmark Ins Co	KS	296	296	0	18	125
American Hlth & Life Ins Co	TX	24	29	0	1	1	Berkley Life & Hlth Ins Co	IA	688	682	0	247	294
American Home Assur Co	NY	3	2	0	0	0	Berkshire Hathaway Specialty Ins Co	NE	64	64	0	97	-281
American Income Life Ins Co	IN	316	318	0	46	7	Berkshire Life Ins Co of Amer	MA	1,780	1,779	0	475	3,516
American Natl Ins Co	TX	8	46	0	11	-2	Best Life & Hlth Ins Co	TX	491	482	0	266	266
American Natl Life Ins Co Of TX	TX	9	9	0	2	21	Boston Mut Life Ins Co	MA	1	1	0	0	0
American Public Life Ins Co	OK	13	13	0	0	-1	Brighthouse Life Ins Co	DE	40	61	0	73	-68
American Republic Ins Co	IA	53	87	0	4	3	Capitol Life Ins Co	TX	0	0	0	2	2
							Catlin Ins Co	TX	0	0	0	0	12

## ACCIDENT & HEALTH TOTAL BUSINESS CY 2021 (\$000)

Company Name	DOM	Direct Written Prem	Direct Earned Prem	Dividends Paid	Direct Losses Paid	Direct Losses Incurred
Celtic Ins Co	IL	4	4	0	0	0
Central States H & L Co Of Omaha	NE	7	105	0	8	-10
Central States Ind Co Of Omaha	NE	1	1	0	0	0
Centre Life Ins Co	MA	12	12	0	0	0
Chesapeake Life Ins Co	OK	400	396	0	155	151
Cigna Hlth & Life Ins Co	CT	13,985	14,918	0	20,452	20,646
Clear Spring Hlth Ins Co	AZ	862	862	0	1,147	1,111
CMFG Life Ins Co	IA	1,752	1,754	0	460	569
Colonial Life & Accident Ins Co	SC	3,571	3,602	0	1,077	1,074
Colonial Penn Life Ins Co	PA	29	29	0	18	20
Combined Ins Co Of Amer	IL	54	53	0	3	-2
Commercial Travelers Life Ins Co	NY	0	0	0	0	0
Companion Life Ins Co	SC	3,901	3,861	0	4,773	4,919
Connecticut Gen Life Ins Co	CT	5	4	0	33	31
Continental Amer Ins Co	NE	992	1,011	0	192	194
Continental Cas Co	IL	578	191	0	688	566
Continental Gen Ins Co	TX	93	102	0	99	195
Country Life Ins Co	IL	78	90	0	0	-102
Dearborn Life Ins Co	IL	0	0	0	5	5
Delta Dental Ins Co	DE	893	886	0	869	831
Delta Dental Plan of OR	OR	3,631	3,631	0	2,680	2,694
Elips Life Ins Co	MO	1	1	0	0	0
Elixir Ins Co	OH	1,881	1,881	0	1,946	1,825
Equitable Financial Life Ins Co	NY	85	87	0	154	153
Equitable Financial Life Ins Co of A	AZ	21	22	0	0	0
Everlake Life Ins Co	IL	47	47	0	34	55

Company Name	DOM	Direct Written Prem	Direct Earned Prem	Dividends Paid	Direct Losses Paid	Direct Losses Incurred
Family Heritage Life Ins Co Of Amer	OH	64	63	0	19	19
Family Life Ins Co	TX	6	6	0	1	1
Farmers New World Life Ins Co	WA	7	7	0	4	4
Federal Ins Co	IN	320	332	0	0	-12
Federal Life Ins Co	IL	0	0	0	0	0
Fidelity Life Assn A Legal Reserve L	IL	0	0	0	0	0
Fidelity Security Life Ins Co	MO	2,420	2,420	0	313	713
First Hlth Life & Hlth Ins Co	TX	48	48	0	24	24
Forethought Life Ins Co	IN	49	49	0	0	0
Genworth Life & Ann Ins Co	VA	6	6	0	1	1
Genworth Life Ins Co	DE	3,916	3,983	0	1,007	2,286
Gerber Life Ins Co	NY	509	493	0	316	307
Globe Life & Accident Ins Co	NE	169	203	0	86	84
Golden Rule Ins Co	IN	804	808	0	275	204
Government Employees Ins Co	NE	1	1	0	0	0
Government Personnel Mut Life Ins Co	TX	2	2	0	0	0
Great Amer Ins Co	OH	14	16	0	0	2
Great Northern Ins Co	IN	0	0	0	0	0
Great Southern Life Ins Co	TX	20	20	0	0	0
Great W Life & Ann Ins Co	CO	277	279	0	188	77
Guarantee Trust Life Ins Co	IL	28	28	0	3	3
Guardian Life Ins Co Of Amer	NY	5,007	5,035	11	2,813	2,996
Hartford Fire Ins Co	CT	28	28	0	0	0
Hartford Life & Accident Ins Co	CT	8,294	8,377	0	4,418	5,603
HCC Life Ins Co	IN	6,887	6,887	0	3,841	3,901



## ACCIDENT & HEALTH TOTAL BUSINESS CY 2021 (\$000)

Company Name	DOM	Direct Written Prem	Direct Earned Prem	Dividends Paid	Direct Losses Paid	Direct Losses Incurred
Health Care Serv Corp A Mut Legal Re	IL	4,511	4,511	0	5,405	5,504
Heartland Natl Life Ins Co	IN	2	2	0	0	0
Horace Mann Life Ins Co	IL	17	16	0	24	7
Humana Ins Co	WI	9,327	9,315	0	7,632	7,158
Humanadental Ins Co	WI	310	310	0	127	120
Independence Amer Ins Co	DE	323	327	0	1,145	1,486
Independent Order Of Foresters Us Br	NY	3	3	0	0	0
Individual Assur Co Life Hlth & Acc	OK	27	27	0	28	17
Jackson Natl Life Ins Co	MI	16	16	0	10	10
Jefferson Natl Life Ins Co	TX	0	0	0	0	0
John Alden Life Ins Co	AZ	5	5	0	0	0
John Hancock Life & Hlth Ins Co	MA	11	11	0	92	93
John Hancock Life Ins Co USA	MI	1,608	1,572	0	762	744
Kansas City Life Ins Co	MO	195	196	0	104	103
Knights Of Columbus	CT	28	31	0	29	72
Liberty Ins Underwriters Inc	IL	19	19	0	0	-2
Liberty Natl Life Ins Co	NE	23	23	0	2	3
Life Ins Co Of N Amer	PA	4,806	4,808	0	3,198	5,099
Life Ins Co Of The Southwest	TX	0	0	0	0	0
Life Of The South Ins Co	GA	5	5	0	0	0
LifeMap Assur Co	OR	1	1	0	0	0
LifeSecure Ins Co	MI	281	269	0	5	9
Lifewise Assur Co	WA	22,224	22,235	0	19,149	24,012
Lincoln Benefit Life Co	NE	152	0	0	92	129
Lincoln Heritage Life Ins Co	IL	0	0	0	0	0
Lincoln Life & Ann Co of NY	NY	5	5	0	0	0

Company Name	DOM	Direct Written Prem	Direct Earned Prem	Dividends Paid	Direct Losses Paid	Direct Losses Incurred
Lincoln Natl Life Ins Co	IN	2,394	2,411	0	1,558	1,869
Loyal Amer Life Ins Co	OH	1,394	1,381	0	1,021	1,073
Lumico Life Ins Co	MO	4	1	0	1	1
Madison Natl Life Ins Co Inc	WI	10	10	0	2	2
Manhattan Life Ins Co	NY	20	20	0	16	16
ManhattanLife Ins & Ann Co	TX	48	50	0	41	42
Markel Ins Co	IL	8	9	0	0	0
Massachusetts Mut Life Ins Co	MA	482	498	16	0	1
Medamerica Ins Co	PA	68	65	0	0	0
Medco Containment Life Ins Co	PA	1,210	1,210	0	1,279	1,491
Medico Corp Life Ins Co	IA	5	5	0	1	1
Medico Ins Co	IA	4	4	0	2	2
Metropolitan Life Ins Co	NY	12,723	11,757	0	12,236	13,414
Metropolitan Tower Life Ins Co	NE	1	2	0	0	0
Mid West Natl Life Ins Co Of TN	TX	13	13	0	1	1
Minnesota Life Ins Co	MN	1,474	1,488	0	281	272
Moda Assur Co	AK	8,086	8,086	0	12,409	13,160
Moda Hlth Plan Inc	OR	10,536	10,536	0	9,065	9,410
Mony Life Ins Co	NY	43	45	27	38	10
Mutual Of Amer Life Ins Co	NY	23	23	0	0	0
Mutual Of Omaha Ins Co	NE	6,263	6,251	0	4,381	4,428
Nassau Life & Ann Co	CT	24	24	0	22	7
National Benefit Life Ins Co	NY	1	1	0	0	0
National Cas Co	OH	0	0	0	0	0
National Guardian Life Ins Co	WI	31	31	0	9	9
National Hlth Ins Co	TX	3,135	3,164	0	836	1,641
National Life Ins Co	VT	3	5	0	0	0

## ACCIDENT & HEALTH TOTAL BUSINESS CY 2021 (\$000)

Company Name	DOM	Direct Written Prem	Direct Earned Prem	Dividends Paid	Direct Losses Paid	Direct Losses Incurred	Company Name	DOM	Direct Written Prem	Direct Earned Prem	Dividends Paid	Direct Losses Paid	Direct Losses Incurred
National Teachers Assoc Life Ins Co	TX	6	6	0	1	1	Provident Life & Cas Ins Co	TN	10	10	0	0	0
National Union Fire Ins Co Of Pitts	PA	1,094	894	0	171	297	Prudential Ins Co Of Amer	NJ	2,943	2,994	0	1,353	1,770
Nationwide Life Ins Co	OH	2,161	2,166	0	2,466	-802	QBE Ins Corp	PA	-129	-22	0	20	-312
Nationwide Mut Ins Co	OH	0	0	0	0	0	Reliance Standard Life Ins Co	IL	1,730	1,710	0	1,065	1,039
Natl Foundation Life Ins Co	TX	34	34	0	0	0	Reliastar Life Ins Co	MN	13,300	13,035	0	4,277	4,380
New England Life Ins Co	MA	4	4	0	0	0	Reliastar Life Ins Co Of NY	NY	36	33	0	0	0
New York Life Ins Co	NY	2,204	2,131	61	725	332	Renaissance Life & Hlth Ins Co of Am	IN	137	137	0	103	103
North River Ins Co	NJ	0	0	0	0	0	Reserve Natl Ins Co	IL	12	12	0	7	7
Northwestern Long Term Care Ins Co	WI	399	394	0	29	332	RiverSource Life Ins Co	MN	126	127	0	4	4
Northwestern Mut Life Ins Co	WI	1,180	1,176	408	287	-2,451	SBLI USA Life Ins Co Inc	NY	0	0	0	0	0
Ohio Natl Life Assur Corp	OH	73	73	0	0	0	Securian Life Ins Co	MN	443	455	0	9	460
Ohio Natl Life Ins Co	OH	5	5	1	18	19	Security Natl Life Ins Co	UT	0	0	0	0	0
Omaha Hlth Ins Co	NE	166	166	0	125	150	Sentry Ins Co	WI	1	-23	0	65	73
Omaha Ins Co	NE	72	71	0	25	26	Settlers Life Ins Co	WI	1	1	0	0	0
Oxford Life Ins Co	AZ	3	2	0	3	3	Sierra Hlth & Life Ins Co Inc	NV	4,110	4,110	0	4,110	4,110
Pan Amer Life Ins Co	LA	25	26	0	10	11	SILAC Ins Co	UT	17	18	0	40	40
Paul Revere Life Ins Co	MA	109	121	0	15	8	SilverScript Ins Co	TN	807	798	0	457	537
Penn Mut Life Ins Co	PA	8	14	0	0	0	SiriusPoint Amer Ins Co	NY	0	0	0	0	0
Philadelphia Amer Life Ins Co	TX	3	3	0	1	1	St Paul Fire & Marine Ins Co	CT	0	0	0	0	0
Philadelphia Ind Ins Co	PA	48	39	0	0	6	Standard Ins Co	OR	4,460	4,252	0	2,825	3,540
Physicians Life Ins Co	NE	16	16	0	10	10	Standard Life & Accident Ins Co	TX	67	71	0	6	2
Physicians Mut Ins Co	NE	359	369	0	183	191	Standard Security Life Ins Co Of NY	NY	7	7	0	7	7
Premera Blue Cross	WA	960,579	962,305	0	921,647	924,499	Starmount Life Ins Co	ME	177	178	0	142	142
Principal Life Ins Co	IA	5,998	5,774	0	2,868	3,120	Starnet Ins Co	IA	0	0	0	0	0
Protective Life Ins Co	TN	4	4	0	0	0	Starr Ind & Liab Co	TX	30	31	0	4	4
Provident Life & Accident Ins Co	TN	1,030	1,045	0	347	299	State Farm Mut Auto Ins Co	IL	4,795	4,708	0	3,495	3,941
							State Mut Ins Co	GA	1	1	0	0	0

## ACCIDENT & HEALTH TOTAL BUSINESS CY 2021 (\$000)

Company Name	DOM	Direct Written Prem	Direct Earned Prem	Dividends Paid	Direct Losses Paid	Direct Losses Incurred	Company Name	DOM	Direct Written Prem	Direct Earned Prem	Dividends Paid	Direct Losses Paid	Direct Losses Incurred
Sterling Life Ins Co	IL	43	42	0	21	22	United States Life Ins Co in the Cit	NY	42	36	0	91	37
Symetra Life Ins Co	IA	7,889	7,918	0	5,657	6,086	United World Life Ins Co	NE	38	38	0	27	29
Talcott Resolution Life & Ann Ins Co	CT	0	0	0	0	0	UnitedHealthcare Ins Co	CT	38,190	37,674	0	30,850	31,347
Talcott Resolution Life Ins Co	CT	65	65	0	25	22	UnitedHealthcare Ins Co of Amer	IL	0	0	0	-4	-4
Teachers Ins & Ann Assoc Of Amer	NY	11	11	0	62	74	Unum Ins Co	ME	336	350	0	103	105
The Savings Bank Mut Life Ins Co of	MA	0	2	0	0	0	Unum Life Ins Co Of Amer	ME	13,165	13,108	0	8,362	8,603
Thrivent Financial For Lutherans	WI	374	377	15	380	-282	US Br Sun Life Assur Co of Canada	MI	20,643	20,712	0	17,445	17,445
TIAA Cref Life Ins Co	NY	0	0	0	0	0	US Business of Canada Life Assur Co	MI	2	2	0	17	9
Tier One Ins Co	NE	7	7	0	0	0	US Specialty Ins Co	TX	0	0	0	0	70
Transamerica Cas Ins Co	IA	1	1	0	0	0	USAA Life Ins Co	TX	1,288	1,288	0	1,006	999
Transamerica Financial Life Ins Co	NY	1	1	0	0	0	USAble Life	AR	261	259	0	256	256
Transamerica Life Ins Co	IA	2,389	2,444	0	1,246	1,400	Venerable Ins & Ann Co	IA	0	0	0	0	0
Travelers Ind Co Of CT	CT	0	0	0	0	-1	VSP Vision Care Inc	VA	3,112	3,112	0	1,880	1,888
Trustmark Ins Co	IL	8	9	0	1	0	Washington Natl Ins Co	IN	157	156	0	90	84
Trustmark Life Ins Co	IL	100	100	0	17	16	WellCare Prescription Ins Inc	AZ	3,345	3,325	0	2,647	2,873
Unified Life Ins Co	TX	0	0	0	0	0	Wellfleet Ins Co	IN	4	2	0	0	1
Unimerica Ins Co	WI	5	4	0	813	812	Western United Life Assur Co	WA	7	7	0	14	14
Union Fidelity Life Ins Co	KS	23	23	0	2	0	Westport Ins Corp	MO	403	403	0	125	130
Union Labor Life Ins Co	MD	6,916	6,933	217	9,419	10,110	Wilcac Life Ins Co	IL	1	1	0	11	10
Union Security Ins Co	KS	8	8	0	72	81	Wilton Reassur Life Co of NY	NY	1	1	0	0	0
United Amer Ins Co	NE	1,331	1,319	0	987	994	Woodmen World Life Ins Soc	NE	1	0	0	0	0
United Concordia Ins Co	AZ	3	3	0	1	1	Zurich Amer Ins Co	NY	510	381	0	823	898
United Heritage Life Ins Co	ID	2	2	0	1	1	Zurich Amer Life Ins Co	IL	6	6	0	0	0
United Of Omaha Life Ins Co	NE	720	738	0	553	104	<b>Total Companies: 258</b>		<b>1,336,446</b>	<b>1,336,824</b>	<b>757</b>	<b>1,216,925</b>	<b>1,233,035</b>
United States Fire Ins Co	DE	609	609	0	134	177							

# PROPERTY/CASUALTY INSURERS

Recap **54**

Admitted Companies **55-62**

Market Share **63-73**

Total Business **74-81**

# TITLE COMPANIES **81**

## PROPERTY/CASUALTY RECAP CY 2021 (\$000)

	Direct Written Prem	% of Total Prem	Direct Earned Prem	Direct Losses Incurred	Loss Ratio
Aggregate write-ins for other lines of business	1,893	0.12%	1,872	-896	-47.89%
Aircraft (all perils)	63,116	4.06%	58,005	47,193	81.36%
All other A&H	370	0.02%	373	1,220	326.80%
Allied lines	20,560	1.32%	16,664	17,169	103.03%
Boiler and machinery	11,327	0.73%	10,451	240	2.30%
Burglary and theft	719	0.05%	814	217	26.68%
Collectively renewable A&H	1	0.00%	1	0	0.00%
Commercial auto no-fault (personal injury protection)	50	0.00%	50	87	174.83%
Commercial auto physical damage	20,579	1.32%	19,523	6,935	35.52%
Commercial multiple peril (liability portion)	29,535	1.90%	30,174	7,903	26.19%
Commercial multiple peril (non-liability portion)	68,886	4.43%	68,688	39,747	57.87%
Credit	1,706	0.11%	1,682	397	23.63%
Credit A&H (group and individual)	7	0.00%	12	-1	-10.30%
Earthquake	36,343	2.34%	31,190	1,848	5.93%
Excess workers' compensation	3,624	0.23%	3,668	2,835	77.29%
Farmowners multiple peril	750	0.05%	745	955	128.23%
Federal employees health benefits plan premium	0	0.00%	0	0	0.00%
Federal flood	1,520	0.10%	1,508	86	5.71%
Fidelity	2,486	0.16%	2,460	373	15.15%
Financial guaranty	2,057	0.13%	521	0	0.00%
Fire	42,744	2.75%	41,606	14,374	34.55%
Group accident and health	5,317	0.34%	5,061	2,923	57.77%
Guaranteed renewable A&H	4,541	0.29%	4,151	3,069	73.93%
Homeowners multiple peril	192,077	12.35%	183,804	87,457	47.58%
Inland marine	74,822	4.81%	72,162	16,219	22.48%

	Direct Written Prem	% of Total Prem	Direct Earned Prem	Direct Losses Incurred	Loss Ratio
International	0	0.00%	0	0	0.00%
Medical professional liability	17,569	1.13%	17,678	13,344	75.48%
Medicare Title XVIII exempt from state taxes or fees	0	0.00%	0	0	0.00%
Mortgage guaranty	17,728	1.14%	18,627	1,678	9.01%
Multiple peril crop	93	0.01%	93	65	69.70%
Non-cancelable A&H	0	0.00%	0	0	0.00%
Non-renewable for stated reasons only	14	0.00%	15	2	10.38%
Ocean marine	38,871	2.50%	36,211	17,870	49.35%
Other accident only	250	0.02%	225	-5	-2.27%
Other commercial auto liability	63,376	4.08%	59,857	15,859	26.50%
Other liability - claims-made	18,813	1.21%	18,926	6,956	36.76%
Other liability - occurrence	77,409	4.98%	75,704	36,736	48.53%
Other private passenger auto liability	289,875	18.64%	288,387	175,908	61.00%
Private crop	0	0.00%	0	0	0.00%
Private flood	1,557	0.10%	1,120	7	0.67%
Private passenger auto no-fault (personal injury protection)	0	0.00%	0	136	0.00%
Private passenger auto physical damage	229,218	14.74%	226,036	140,677	62.24%
Products liability	4,000	0.26%	3,845	447	11.62%
Surety	31,291	2.01%	31,815	2,379	7.48%
Warranty	423	0.03%	710	470	66.20%
Workers' compensation	179,252	11.53%	183,375	74,702	40.74%
<b>Total:</b>	<b>1,554,770</b>		<b>1,517,808</b>	<b>737,582</b>	

- The information contained in the Statistical & Financial Data reports is based on calendar year data. It should not be used to make determinations about the adequacy or excessiveness of insurance premiums because:
  - Calendar year data does not match losses with the premiums used to pay the losses. In any calendar year, some of the losses incurred by an insurer in that calendar year will be from policies that were issued in prior years.
  - Incurred loss data includes only amounts that an insurer pays as losses for items such as medical treatment and repairing or replacing damaged property. Loss data in these exhibits does not include other costs associated with settling claims such as attorney fees and adjusting costs. The loss data also does not include an insurer's operating expenses.
- Health business detail and market share are located on pages 44-54.







## ADMITTED COMPANIES CY 2021 - PROPERTY/CASUALTY (\$000)

NAIC #	Company Name	Assets	Surplus	NAIC #	Company Name	Assets	Surplus	NAIC #	Company Name	Assets	Surplus
12356	CM Regent Ins Co	154,240	120,786	16623	Dairyland Natl Ins Co	15,473	15,334	10120	Everest Natl Ins Co	1,220,571	200,829
16203	CM Select Ins Co	23,660	21,469	16705	Dealers Assur Co	292,709	106,115	16045	Everest Premier Ins Co	205,922	25,449
31887	Coface N Amer Ins Co	176,623	66,535	40975	Dentists Ins Co	388,803	190,035	26921	Everest Reins Co	20,263,086	5,789,484
36552	Coliseum Reins Co	189,270	124,729	12718	Developers Surety & Ind Co	627,026	149,747	12750	Evergreen Natl Ind Co	77,295	42,939
34347	Colonial Amer Cas & Surety Co	20,934	18,986	42048	Diamond State Ins Co	175,583	46,638	24961	Everspan Ins Co	57,692	55,172
10758	Colonial Surety Co	84,459	55,224	34711	Digital Advantage Ins Co	164,286	30,032	35181	Executive Risk Ind Inc	6,675,604	1,681,750
36927	Colony Specialty Ins Co	91,680	23,776	29530	Digital Affect Ins Co	11,197	11,180	40029	Explorer Ins Co	635,895	213,440
27812	Columbia Ins Co	39,853,299	31,889,077	16561	Digital Edge Ins Co	17,514	17,514	21482	Factory Mut Ins Co	25,986,924	17,858,295
19410	Commerce & Industry Ins Co	1,831,177	470,940	36463	Discover Prop & Cas Ins Co	147,994	62,648	35157	Fair Amer Ins & Reins Co	247,514	209,286
12177	Compwest Ins Co	236,202	154,960	34495	Doctors Co An Interins Exch	4,793,777	2,540,132	31925	Falls Lake Natl Ins Co	1,152,214	123,476
32190	Constitution Ins Co	40,121	23,170	14702	Eastguard Ins Co	350,489	98,996	25321	Farmers Direct Prop & Cas Ins Co	167,801	48,997
20443	Continental Cas Co	45,788,312	11,320,969	22926	Economy Fire & Cas Co	545,748	326,667	34339	Farmers Grp Prop & Cas Ins Co	545,256	261,454
35289	Continental Ins Co	1,988,493	1,812,097	21261	Electric Ins Co	1,035,214	373,778	41483	Farmington Cas Co	1,194,353	289,822
10804	Continental Western Ins Co	204,421	102,513	14051	Empire Bonding & Ins Co	6,550	3,269	20281	Federal Ins Co	18,087,070	4,635,976
37206	Contractors Bonding & Ins Co	247,708	119,822	21326	Empire Fire & Marine Ins Co	65,532	38,876	13935	Federated Mut Ins Co	8,253,590	4,441,255
11860	Copic Ins Co	647,851	340,770	25402	Employers Assur Co	803,727	231,635	16024	Federated Reserve Ins Co	149,165	65,507
13928	Copperpoint Ind Ins Co	14,814	10,687	11512	Employers Compensation Ins Co	696,983	314,686	11118	Federated Rural Electric Ins Exch	666,809	256,313
10499	CorePointe Ins Co	17,918	15,624	10640	Employers Ins Co Of NV	366,663	250,431	28304	Federated Serv Ins Co	549,242	298,312
20982	Country Cas Ins Co	87,558	72,276	21458	Employers Ins Co of Wausau	8,558,189	2,166,120	39306	Fidelity & Deposit Co Of MD	314,084	264,829
20990	Country Mut Ins Co	6,546,162	3,514,928	21415	Employers Mut Cas Co	5,097,920	1,737,298	35386	Fidelity & Guar Ins Co	32,492	18,836
21008	Country Pref Ins Co	285,317	85,490	10346	Employers Preferred Ins Co	1,062,295	240,488	25879	Fidelity & Guar Ins Underwriters Inc	161,227	91,713
26492	Courtesy Ins Co	1,189,754	579,874	37095	Enact Financial Assur Corp	10,024	10,017	31453	Financial Pacific Ins Co	245,447	84,427
18961	Crestbrook Ins Co	228,642	68,060	15130	Encompass Ind Co	11,233	8,109	21873	Firemans Fund Ins Co	2,061,972	1,350,908
16070	Cronus Ins Co	47,497	37,619	10641	Endurance Amer Ins Co	5,429,501	1,032,135	21784	Firemens Ins Co Of Washington DC	100,529	35,793
31348	Crum & Forster Ind Co	74,797	25,082	11551	Endurance Assur Corp	6,634,129	2,692,348	37710	First Amer Prop & Cas Ins Co	67,710	30,433
10921	CSAA Fire & Cas Ins Co	117,317	55,640	11232	Enumclaw Prop & Cas Ins Co	8,664	8,585	29980	First Colonial Ins Co	275,849	134,777
37770	CSAA Gen Ins Co	447,135	160,004	13634	Essent Guar Inc	3,374,859	1,043,866	11177	First Fin Ins Co	676,872	517,737
10847	Cumis Ins Society Inc	2,447,901	1,114,097	37915	Essentia Ins Co	109,029	32,371	33588	First Liberty Ins Corp	21,299	20,272
25747	Dairyland Amer Ins Co	9,529	9,346	25712	Esurance Ins Co	149,645	120,000				
21164	Dairyland Ins Co	1,628,822	512,046	20516	Euler Hermes N Amer Ins Co	767,726	256,382				
				16044	Everest Denali Ins Co	160,225	26,481				



## ADMITTED COMPANIES CY 2021 - PROPERTY/CASUALTY (\$000)

NAIC #	Company Name	Assets	Surplus	NAIC #	Company Name	Assets	Surplus	NAIC #	Company Name	Assets	Surplus
24724	First Natl Ins Co Of Amer	62,626	61,866	23809	Granite State Ins Co	43,492	37,463	30104	Hartford Underwriters Ins Co	1,778,998	608,680
11054	Fletcher Reins Co	427,656	227,356	36307	Gray Ins Co	431,128	200,723	41343	HDI Global Ins Co	808,431	226,732
13978	Florists Mut Ins Co	148,221	32,392	26832	Great Amer Alliance Ins Co	30,258	30,252	32077	Heritage Cas Ins Co	15,274	15,249
11185	Foremost Ins Co Grand Rapids MI	2,666,069	1,411,183	26344	Great Amer Assur Co	24,938	24,932	39527	Heritage Ind Co	21,647	19,851
11800	Foremost Prop & Cas Ins Co	52,540	19,738	16691	Great Amer Ins Co	11,137,718	3,097,702	10200	Hiscox Ins Co Inc	1,250,758	332,793
41513	Foremost Signature Ins Co	30,305	21,329	22136	Great Amer Ins Co of NY	245,774	245,677	17221	Homesite Ins Co	301,848	79,465
10801	Fortress Ins Co	163,216	82,233	31135	Great Amer Security Ins Co	16,506	16,494	13927	Homesite Ins Co Of The Midwest	565,469	111,452
22209	Freedom Specialty Ins Co	107,507	24,931	33723	Great Amer Spirit Ins Co	18,330	18,319	22578	Horace Mann Ins Co	475,124	172,534
21253	Garrison Prop & Cas Ins Co	4,027,946	1,571,413	25224	Great Divide Ins Co	283,931	112,098	22756	Horace Mann Prop & Cas Ins Co	290,630	108,637
28339	Gateway Ins Co	36,100	10,657	18694	Great Midwest Ins Co	319,531	209,347	11245	Hornbeam Ins Co	8,566	8,306
14138	GEICO Advantage Ins Co	4,320,266	1,992,210	20303	Great Northern Ins Co	656,854	414,638	25054	Hudson Ins Co	1,843,931	556,027
41491	Geico Cas Co	5,670,535	2,383,820	26654	Great Northwest Ins Co	21,144	9,443	35246	Illinois Ins Co	77,335	35,476
14139	GEICO Choice Ins Co	1,941,475	927,370	12982	Great Plains Cas Inc	34,074	30,460	23817	Illinois Natl Ins Co	61,141	46,710
35882	Geico Gen Ins Co	194,860	194,793	11371	Great West Cas Co	2,586,586	832,550	35408	Imperium Ins Co	553,758	215,508
22055	Geico Ind Co	15,498,952	10,851,842	22322	Greenwich Ins Co	2,091,589	595,471	11090	Incline Cas Co	157,249	68,885
37923	GEICO Marine Ins Co	260,376	124,361	10019	Greystone Ins Co	1,743,443	633,708	43575	Indemnity Ins Co Of North Amer	292,358	163,349
14137	GEICO Secure Ins Co	2,126,284	1,034,430	36650	Guarantee Co Of N Amer USA	20,383	20,334	18468	Indemnity Natl Ins Co	268,289	86,825
24414	General Cas Co Of WI	1,456,244	313,687	15032	GuideOne Ins Co	1,366,360	374,675	26581	Independence Amer Ins Co	137,087	103,817
24732	General Ins Co Of Amer	106,895	102,534	34037	Hallmark Ins Co	323,410	102,145	14265	Indiana Lumbermens Mut Ins Co	57,643	18,772
22039	General Reins Corp	24,077,374	13,927,168	36064	Hanover Amer Ins Co	34,734	34,731	22268	Infinity Ins Co	1,196,779	124,941
39322	General Security Natl Ins Co	505,534	91,864	22292	Hanover Ins Co	9,691,845	2,713,292	22713	Insurance Co of N Amer	279,937	268,076
11967	General Star Natl Ins Co	225,638	161,108	26433	Harco Natl Ins Co	1,509,126	872,839	11162	Insurance Co of the South	135,458	40,365
11231	Generali Us Branch	225,784	71,192	23582	Harleysville Ins Co	115,940	30,568	19429	Insurance Co Of The State Of PA	158,150	46,578
38962	Genesis Ins Co	176,004	91,034	22357	Hartford Accident & Ind Co	13,133,926	3,328,852	27847	Insurance Co Of The West	4,118,675	1,493,622
38458	Genworth Mortgage Ins Corp	5,360,639	1,346,156	29424	Hartford Cas Ins Co	2,515,142	924,476	22780	Integon Gen Ins Corp	147,328	8,145
16675	Genworth Mortgage Ins Corp Of NC	31,173	28,934	19682	Hartford Fire Ins Co	25,766,244	11,743,353	22772	Integon Ind Corp	401,306	88,522
10799	Geovera Ins Co	131,966	30,988	37478	Hartford Ins Co Of The Midwest	658,652	506,000	29742	Integon Natl Ins Co	3,596,683	820,902
12254	Glencar Ins Co	202,896	53,259	11452	Hartford Steam Boil Inspec & Ins Co	1,828,328	661,008	11592	International Fidelity Ins Co	229,457	146,625
22063	Government Employees Ins Co	54,114,398	36,905,303	29890	Hartford Steam Boil Inspec Ins Co CT	15,454	13,226				





## ADMITTED COMPANIES CY 2021 - PROPERTY/CASUALTY (\$000)

NAIC #	Company Name	Assets	Surplus	NAIC #	Company Name	Assets	Surplus	NAIC #	Company Name	Assets	Surplus
15059	Public Serv Ins Co	129,373	42,419	12521	Safeway Ins Co	790,561	519,054	38318	Starr Ind & Liab Co	7,791,186	2,827,940
39217	QBE Ins Corp	3,221,388	735,025	40460	Sagamore Ins Co	219,649	157,104	16109	Starr Specialty Ins Co	77,622	40,547
22705	R&Q Reins Co	111,911	3,669	30058	Scor Reins Co	6,339,811	1,407,986	25496	StarStone Natl Ins Co	1,073,513	460,842
33790	Radian Guar Inc	6,063,327	778,148	15580	Scottsdale Ind Co	100,566	35,639	25127	State Auto Prop & Cas Ins Co	2,665,307	731,591
30872	Radian Mortgage Assur Inc	8,805	8,790	10054	Securian Cas Co	525,433	170,358	25135	State Automobile Mut Ins Co	2,484,535	778,319
15756	Radnor Specialty Ins Co	78,805	67,253	19879	Security Natl Ins Co	949,323	190,652	25143	State Farm Fire & Cas Co	51,361,627	23,120,450
11673	Redwood Fire & Cas Ins Co	2,798,476	1,393,234	22233	Select Ins Co	80,622	80,615	25151	State Farm Gen Ins Co	6,738,979	2,300,874
24449	Regent Ins Co	46,465	35,219	12572	Selective Ins Co Of Amer	3,160,635	838,299	25178	State Farm Mut Auto Ins Co	214,493,498	143,179,583
22179	Republic Ind Co Of Amer	124,454	112,533	10936	Seneca Ins Co Inc	282,871	156,446	12831	State Natl Ins Co Inc	802,742	548,858
43753	Republic Ind Co of CA	24,924	24,839	11000	Sentinel Ins Co Ltd	345,116	259,813	25180	Stillwater Ins Co	586,305	280,668
32174	Republic Mort Assur Co	20,844	8,801	12870	Sentruiy Cas Co	334,232	74,880	16578	Stillwater Prop & Cas Ins Co	183,113	115,597
31275	Republic Mortgage Guar Ins Corp	95,967	26,549	28460	Sentry Cas Co	391,097	73,579	11042	Stonetrust Commercial Ins Co	254,139	140,802
31089	Repwest Ins Co	372,381	266,875	24988	Sentry Ins Co	11,423,334	7,473,946	10340	Stonington Ins Co	17,135	15,508
43044	Response Ins Co	30,169	27,904	21180	Sentry Select Ins Co	952,481	231,754	40436	Stratford Ins Co	916,558	65,768
26050	Response Worldwide Ins Co	15,187	15,181	39152	Service Amer Ind Co	173,239	21,965	10909	Sun Surety Ins Co	23,500	11,185
36684	Riverport Ins Co	117,753	48,512	37672	Seven Seas Ins Co Inc	30,185	25,713	10916	Suretec Ins Co	387,008	141,555
13056	RLI Ins Co	2,632,727	1,240,649	11347	SFM Mut Ins Co	801,077	237,639	25798	Sutton National Ins Co	61,936	43,550
42706	Roche Surety & Cas Co Inc	30,194	10,871	38776	SiriusPoint Amer Ins Co	1,442,912	581,537	25364	Swiss Reins Amer Corp	19,990,498	4,106,630
35505	Rockwood Cas Ins Co	315,175	106,068	38997	Sompo Amer Fire & Mar Ins Co Amer	184,614	27,473	12866	T H E Ins Co	64,341	63,133
10974	Root Ins Co	484,056	91,457	11126	Sompo Amer Ins Co	1,559,850	525,813	41050	TDC Natl Assur Co	452,183	152,247
24503	Root Prop & Cas Ins Co	68,736	21,847	12294	Southwest Marine & Gen Ins Co	318,533	78,710	22683	Teachers Ins Co	358,635	136,876
22314	RSUI Ind Co	4,736,418	1,851,307	20613	Sparta Ins Co	88,604	42,776	42376	Technology Ins Co Inc	5,917,542	1,297,038
39039	Rural Comm Ins Co	2,650,487	210,821	24376	Spinnaker Ins Co	303,980	131,777	29513	The Bar Plan Mut Ins Co	39,023	16,397
23132	RVI Amer Ins Co	102,453	82,893	24767	St Paul Fire & Marine Ins Co	22,183,433	6,622,630	28665	The Cincinnati Cas Co	578,410	500,202
24740	Safeco Ins Co Of Amer	6,711,008	2,149,745	24775	St Paul Guardian Ins Co	83,340	22,784	23280	The Cincinnati Ind Co	165,596	125,656
39012	Safeco Ins Co Of IL	178,659	166,990	24791	St Paul Mercury Ins Co	356,625	113,866	10677	The Cincinnati Ins Co	17,694,513	7,246,753
11215	Safeco Ins Co Of IN	16,615	16,590	19224	St Paul Protective Ins Co	588,341	221,518	41769	The Travelers Cas Co	236,289	60,039
36560	SafePort Ins Co	178,160	61,614	19070	Standard Fire Ins Co	4,516,774	1,384,850	25534	TIG Ins Co	1,705,836	465,514
11123	Safety First Ins Co	122,829	81,200	18023	Star Ins Co	2,081,217	678,553	32301	TNUS Ins Co	67,280	61,840
15105	Safety Natl Cas Corp	11,153,331	3,263,286	40045	Starnet Ins Co	258,025	123,010	44245	Toggle Ins Co	76,732	73,959

## ADMITTED COMPANIES CY 2021 - PROPERTY/CASUALTY (\$000)

NAIC #	Company Name	Assets	Surplus	NAIC #	Company Name	Assets	Surplus	NAIC #	Company Name	Assets	Surplus
10945	Tokio Marine Amer Ins Co	1,380,785	497,625	25844	Union Ins Co	166,094	49,162	32778	Washington Intl Ins Co	78,723	65,912
37621	Toyota Motor Ins Co	757,219	321,869	36226	United Cas & Surety Ins Co	39,963	23,855	25585	Watford Ins Co	60,584	27,735
41238	Trans Pacific Ins Co	71,927	58,992	11770	United Financial Cas Co	7,310,931	1,577,849	26069	Wausau Business Ins Co	35,011	31,526
10952	Transamerica Cas Ins Co	15,366	11,925	13021	United Fire & Cas Co	1,993,757	754,411	26042	Wausau Underwriters Ins Co	128,962	74,461
19453	Transatlantic Reins Co	16,262,612	5,066,468	15873	United Guar Residential Ins Co	1,991,903	98,817	40517	WCF Natl Ins Co	569,095	240,805
28886	Transguard Ins Co Of Amer Inc	619,970	265,615	16667	United Guar Residential Ins Co of NC	14,957	9,917	32280	Wellfleet Ins Co	172,433	58,676
20494	Transportation Ins Co	71,293	71,130	25941	United Serv Automobile Assn	44,704,232	33,352,437	20931	Wellfleet NY Ins Co	99,542	36,820
21075	Transverse Ins Co	48,186	28,830	25887	United States Fidelity & Guar Co	3,586,489	882,046	25011	Wesco Ins Co	1,924,657	476,522
19038	Travelers Cas & Surety Co	20,198,219	7,829,971	21113	United States Fire Ins Co	5,403,295	1,853,349	44393	West Amer Ins Co	52,151	49,473
31194	Travelers Cas & Surety Co Of Amer	5,000,060	2,118,462	25895	United States Liab Ins Co	1,956,808	1,371,018	15350	West Bend Mut Ins Co	3,830,409	1,597,023
36170	Travelers Cas Co Of CT	377,981	92,934	29157	United WI Ins Co	235,652	125,635	10030	Westchester Fire Ins Co	282,900	152,166
19046	Travelers Cas Ins Co Of Amer	2,256,064	561,804	16063	Unitrin Auto & Home Ins Co	54,292	33,705	24465	Western Natl Assur Co	99,978	42,332
40282	Travelers Commercial Cas Co	378,282	92,544	13200	Universal Surety Of Amer	11,738	11,733	15377	Western Natl Mut Ins Co	1,589,213	727,995
36137	Travelers Commercial Ins Co	412,295	105,010	41181	Universal Underwriters Ins Co	330,198	330,753	13188	Western Surety Co	2,096,770	1,527,563
41750	Travelers Constitution State Ins Co	235,705	60,087	40843	Universal Underwriters Of TX Ins	11,032	10,874	24112	Westfield Ins Co	3,279,495	1,524,165
25658	Travelers Ind Co	25,964,965	7,329,632	29599	US Specialty Ins Co	2,320,895	560,244	39845	Westport Ins Corp	4,245,826	1,031,810
25666	Travelers Ind Co Of Amer	717,844	183,951	35416	US Underwriters Ins Co	173,627	138,380	11932	White Pine Ins Co	62,820	23,603
25682	Travelers Ind Co Of CT	1,235,361	333,147	25968	USAA Cas Ins Co	13,984,986	6,805,557	25780	Williamsburg Natl Ins Co	21,163	18,667
25674	Travelers Prop Cas Co Of Amer	960,644	457,587	18600	USAA Gen Ind Co	7,357,494	3,000,787	31232	Work First Cas Co	87,042	36,316
36161	Travelers Prop Cas Ins Co	330,401	84,695	25976	Utica Mut Ins Co	3,387,188	1,327,574	11523	Wright Natl Flood Ins Co	41,527	33,064
31003	Tri State Ins Co Of MN	217,175	31,101	20508	Valley Forge Ins Co	59,047	58,949	40193	X L Ins Co Of NY	81,154	79,076
22225	Trisura Ins Co	184,280	158,924	21172	Vanliner Ins Co	607,735	186,004	24554	XL Ins Amer Inc	1,046,912	234,177
41211	Triton Ins Co	731,488	209,801	44768	Vantapro Specialty Ins Co	46,288	23,468	20583	XL Reins Amer Inc	12,422,795	3,489,136
41106	Triumphe Cas Co	75,300	21,919	16186	Vault Recip Exch	146,919	29,661	37885	XL Specialty Ins Co	2,485,178	533,786
21709	Truck Ins Exch	2,660,836	758,062	20397	Vigilant Ins Co	461,665	354,696	26220	Yosemite Ins Co	161,057	39,522
27120	Trumbull Ins Co	303,942	135,257	13137	Viking Ins Co Of WI	565,170	207,515	30325	Zale Ind Co	27,521	25,969
29459	Twin City Fire Ins Co Co	719,753	282,716	40827	Virginia Surety Co Inc	1,844,955	376,478	13269	Zenith Ins Co	1,875,388	708,097
40126	Umialik Ins Co	115,252	41,077					16535	Zurich Amer Ins Co	31,020,129	7,886,395
								27855	Zurich Amer Ins Co Of IL	45,631	34,658
								<b>Total Companies: 691</b>		<b>2,193,611,587</b>	<b>1,002,193,772</b>



## PROPERTY/CASUALTY MARKET SHARE CY 2021 (\$000)

Aggregate Write Ins for Other Lines		
Company Name	% of Market	Direct Prens Written*
Midwest Employers Cas Co.	75.01%	1,420
Pre Paid Legal Cas Inc	11.65%	220
Arag Ins Co	10.26%	194
American Road Ins Co.	1.84%	35
Virginia Surety Co Inc	0.60%	11
Allstate Prop & Cas Ins Co.	0.45%	9
Transamerica Cas Ins Co	0.10%	2
Central States Ind Co of Omaha	0.04%	1
American Bankers Ins Co of FL	0.03%	1
American Natl Prop & Cas Co	0.02%	0

Aircraft - All Perils		
Company Name	% of Market	Direct Prens Written
Endurance Amer Ins Co	19.31%	12,186
Starr Ind & Liab Co	14.60%	9,212
National Union Fire Ins Co of Pitts	10.79%	6,810
StarStone Natl Ins Co	8.13%	5,129
US Specialty Ins Co	7.85%	4,953
Allianz Global Risks US Ins Co	6.24%	3,939
Avemco Ins Co	6.09%	3,846
Great Amer Ins Co	6.02%	3,800
XL Specialty Ins Co	5.04%	3,180
Ace Amer Ins Co	3.82%	2,414
National Liab & Fire Ins Co	3.82%	2,414
Falls Lake Natl Ins Co	3.35%	2,115
QBE Ins Corp	2.04%	1,289
American Alt Ins Corp	1.32%	833
Old Republic Ins Co	0.89%	560
National Ind Co	0.37%	236
American Commerce Ins Co	0.21%	132
Tokio Marine Amer Ins Co	0.11%	71
Commerce & Industry Ins Co	0.00%	3
Mitsui Sumitomo Ins Co of America	0.00%	-3

Allied Lines		
Company Name	% of Market	Direct Prens Written
Umialik Ins Co	37.56%	7,723
Factory Mut Ins Co	32.67%	6,717
United Serv Automobile Assn	9.56%	1,966
Affiliated Fm Ins Co	8.39%	1,724
Employers Ins Co of Wausau	7.36%	1,513
American Security Ins Co	5.34%	1,097
Zurich Amer Ins Co	4.67%	961
Alaska Natl Ins Co	4.61%	948
Great Divide Ins Co	4.40%	905
Safeco Ins Co of Amer	3.80%	782
USAA Cas Ins Co	3.34%	687
North Amer Elite Ins Co	3.11%	640
Sompo Amer Ins Co	2.87%	589
USAA Gen Ind Co	2.41%	495
Foremost Ins Co Grand Rapids MI	2.09%	429
American Reliable Ins Co	2.05%	421
Areca Ins Exch	1.74%	358
American Guar & Liab Ins	1.55%	318
Mitsui Sumitomo Ins Co of America	1.43%	294
Garrison Prop & Cas Ins Co	1.39%	287

\*Premiums under \$500 are rounded to zero.

## PROPERTY/CASUALTY MARKET SHARE CY 2021 (\$000)

Boiler and Machinery		
Company Name	% of Market	Direct Prems Written
Factory Mut Ins Co	33.08%	3,746
Umialik Ins Co	10.41%	1,179
Alaska Natl Ins Co	10.37%	1,175
Areca Ins Exch	8.42%	954
Travelers Prop Cas Co of America	6.90%	781
Liberty Mut Fire Ins Co	5.16%	584
Hartford Steam Boil Inspec & Ins Co	3.64%	412
North Amer Elite Ins Co	3.42%	388
XL Ins Amer Inc	2.94%	333
Pacific Ind Co	2.59%	293
Zurich Amer Ins Co	2.50%	283
Affiliated Fm Ins Co	2.13%	242
Employers Ins Co of Wausau	1.70%	193
National Union Fire Ins Co of Pitts	1.62%	183
Westport Ins Corp	0.82%	93
Allstate Ins Co	0.42%	48
Granite State Ins Co	0.39%	44
American Guar & Liab Ins	0.38%	43
Aspen Amer Ins Co	0.30%	34
New Hampshire Ins Co	0.28%	32

Burglary and Theft		
Company Name	% of Market	Direct Prems Written
Travelers Cas & Surety Co of Amer	29.49%	212
National Union Fire Ins Co of Pitts	22.53%	162
Hiscox Ins Co Inc	7.99%	57
Umialik Ins Co	7.38%	53
Markel Amer Ins Co	5.64%	41
Hanover Ins Co	5.23%	38
Berkley Ins Co	4.14%	30
Continental Cas Co	3.48%	25
Hartford Fire Ins Co	2.89%	21
Zurich America Ins Co	1.87%	13
Philadelphia Ind Ins Co	1.51%	11
Areca Ins Exch	1.49%	11
Everest Natl Ins Co	1.35%	10
XL Ins Amer Inc	1.05%	8
National Cas Co	0.77%	6
Employers Ins Co of Wausau	0.76%	5
Federal Ins Co	0.38%	3
Alaska Natl Ins Co	0.31%	2
American Guar & Liab Ins	0.29%	2
Great Divide Ins Co	0.29%	2

Collectively Renewable		
Company Name	% of Market	Direct Prems Written
Government Employees Ins Co	100.00%	1

Commercial Auto - No Fault and Liability		
Company Name	% of Market	Direct Prems Written
Alaska Natl Ins Co	14.71%	9,330
Umialik Ins Co	12.54%	7,954
United Financial Cas Co	9.94%	6,302
Ohio Security Ins Co	6.10%	3,868
National Interstate Ins Co	5.32%	3,376
National Cas Co	3.56%	2,258
Travelers Ind Co	3.53%	2,242
Liberty Mut Fire Ins Co	3.53%	2,239
Berkshire Hathaway Home-state Ins Co	3.04%	1,928
Ace Amer Ins Co	2.43%	1,541
State Farm Mut Auto Ins Co	2.43%	1,541
Zurich Amer Ins Co	2.39%	1,519
Allstate Ins Co	2.09%	1,326
Philadelphia Ind Ins Co	2.01%	1,277
Empire Fire & Marine Ins Co	1.94%	1,229
Arch Ins Co	1.70%	1,077
National Ind Co	1.57%	993
National Union Fire Ins Co Of Pitts	1.39%	882
West Amer Ins Co	1.24%	785
Everest Natl Ins Co	1.19%	756

## PROPERTY/CASUALTY MARKET SHARE CY 2021 (\$000)

Commercial Auto - Physical Damage		
Company Name	% of Market	Direct Premiums Written
Umialik Ins Co	17.73%	3,649
Alaska Natl Ins Co	13.84%	2,849
United Financial Cas Co	13.22%	2,720
Ohio Security Ins Co	7.19%	1,480
National Interstate Ins Co	6.49%	1,335
Berkshire Hathaway Homestate Ins Co	4.25%	876
State Farm Mut Auto Ins Co	3.19%	657
Travelers Ind Co	2.59%	534
Zurich Amer Ins Co	2.29%	471
National Ind Co	2.25%	463
Empire Fire & Marine Ins Co	1.89%	390
Allstate Ins Co	1.64%	337
Philadelphia Ind Ins Co	1.54%	317
National Cas Co	1.51%	311
Sentry Select Ins Co	1.44%	295
Liberty Mut Fire Ins Co	1.41%	291
West Amer Ins Co	1.34%	276
Columbia Ins Co	1.17%	240
Ohio Cas Ins Co	1.08%	221
Protective Ins Co	0.92%	189

Commercial Multiple Peril Liability		
Company Name	% of Market	Direct Premiums Written
Ohio Security Ins Co	20.02%	5,912
State Farm Fire & Cas Co	13.21%	3,900
Alaska Natl Ins Co	11.68%	3,451
Philadelphia Ind Ins Co	7.61%	2,246
Church Mut Ins Co S I	4.02%	1,187
Country Mut Ins Co	3.72%	1,099
Firemans Fund Ins Co	2.57%	759
West Amer Ins Co	2.39%	707
Allstate Ind Co	2.35%	694
Umialik Ins Co	2.25%	665
American Fire & Cas Co	2.15%	634
Granite State Ins Co	1.97%	581
Ohio Cas Ins Co	1.91%	564
Charter Oak Fire Ins Co	1.83%	541
Allstate Ins Co	1.54%	456
Illinois Natl Ins Co	1.41%	415
Travelers Ind Co of Amer	1.39%	411
Arch Ins Co	1.30%	384
North River Ins Co	1.13%	334
Great Amer Assur Co	1.00%	296

Commercial Multiple Peril Non-Liability		
Company Name	% of Market	Direct Premiums Written
Alaska Natl Ins Co	16.45%	11,334
State Farm Fire & Cas Co	16.28%	11,218
Ohio Security Ins Co	11.46%	7,893
Ace America Ins Co	7.49%	5,161
Country Mut Ins Co	4.99%	3,437
Philadelphia Ind Ins Co	4.57%	3,146
Church Mut Ins Co S I	4.25%	2,930
Allstate Ind Co	4.04%	2,785
Firemans Fund Ins Co	2.57%	1,771
Allstate Ins Co	2.23%	1,538
Arch Ins Co	1.52%	1,045
Umialik Ins Co	1.51%	1,043
National Union Fire Ins Co of Pitts	1.44%	995
West America Ins Co	1.43%	983
Granite State Ins Co	1.40%	965
American Fire & Cas Co	1.28%	884
Illinois Natl Ins Co	1.24%	853
Zurich America Ins Co	1.21%	831
Ohio Cas Ins Co	1.10%	755
Markel America Ins Co	1.07%	736



## PROPERTY/CASUALTY MARKET SHARE CY 2021 (\$000)

Credit		
Company Name	% of Market	Direct Prems Written
MIC Gen Ins Corp	39.85%	680
Integon Natl Ins Co	32.06%	547
Old Republic Ins Co	6.82%	116
Great Amer Assur Co	6.00%	102
Wesco Ins Co	5.91%	101
American Natl Prop & Cas Co	4.50%	77
Lyndon Southern Ins Co	1.55%	26
Arch Ins Co	1.26%	22
First Colonial Ins Co	0.76%	13
American Bankers Ins Co of FL	0.60%	10
Cumis Ins Society Inc	0.55%	9
Triton Ins Co	0.28%	5
Transamerica Cas Ins Co	-0.15%	-3

Earthquake		
Company Name	% of Market	Direct Prems Written
State Farm Fire & Cas Co	23.78%	8,644
Factory Mut Ins Co	17.07%	6,203
United Service Automobile Assn	10.03%	3,645
Affiliated Fm Ins Co	8.13%	2,955
XL Ins America Inc	6.08%	2,211
North America Elite Ins Co	5.10%	1,853
Insurance Co of the West	4.54%	1,651
USAA Cas Ins Co	4.33%	1,573
Westport Ins Corp	4.16%	1,512
Zurich America Ins Co	3.32%	1,206
USAA Gen Ind Co	2.28%	827
American Guar & Liab Ins	2.06%	748
Garrison Prop & Cas Ins Co	1.33%	483
Employers Ins Co. of Wausau	1.30%	473
Areca Ins Exchange	1.14%	415
Horace Mann Ins Co	1.02%	371
RSUI Ind Co	0.82%	298
Umialik Ins Co	0.79%	288
Occidental Fire & Cas Co of NC	0.49%	177
Palomar Specialty Ins Co	0.48%	174

Excess Workers' Compensation		
Company Name	% of Market	Direct Prems Written*
Safety Natl Cas Corp	60.95%	2,209
Ace America Ins Co	10.31%	373
Everest Natl Ins Co	9.79%	355
Zurich America Ins Co	9.28%	336
LM Ins Corp	8.67%	314
New York Marine & Gen Ins Co	2.13%	77
Old Republic Ins Co	0.00%	0
Arch Ins Co	-1.13%	-41

Farmowners Multiple Peril		
Company Name	% of Market	Direct Prems Written
Country Mut Ins Co	100.00%	750

\*Premiums under \$500 are rounded to zero.

## PROPERTY/CASUALTY MARKET SHARE CY 2021 (\$000)

Federal Flood		
Company Name	% of Market	Direct Prens Written*
Allstate Ins Co	26.95%	410
Hartford Ins Co of the Midwest	17.61%	268
USAA Gen Ind Co	16.16%	246
Wright Natl Flood Ins Co	13.02%	198
Selective Ins Co of America	8.91%	135
American Bankers Ins Co of FL	8.29%	126
Homesite Ins Co	3.41%	52
Integon Natl Ins Co	3.03%	46
Hartford Underwriters Ins Co	1.14%	17
Foremost Ins Co Grand Rapids MI	0.60%	9
Liberty Mut Fire Ins Co	0.42%	6
Occidental Fire & Cas Co of NC	0.21%	3
Privilege Underwriters Recp Exch	0.10%	2
QBE Ins Corp	0.08%	1
Farmers Grp Prop & Cas Ins Co	0.03%	0
Philadelphia Ind Ins Co	0.03%	0

Fidelity		
Company Name	% of Market	Direct Prens Written
Travelers Cas & Surety Co of America	16.45%	409
State Farm Fire & Cas Co	13.25%	329
Cumis Ins Society Inc	11.78%	293
National Union Fire Ins Co of Pitts	10.23%	254
Great Amer Ins Co	7.57%	188
Berkley Ins Co	5.05%	126
Hartford Fire Ins Co	4.92%	122
Western Surety Co	4.71%	117
Federal Ins Co	3.18%	79
Beazley Ins Co Inc	2.79%	69
Continental Cas Co	2.61%	65
Markel Amer Ins Co	2.40%	60
Great Amer Alliance Ins Co	2.27%	57
Colonial Surety Co	1.96%	49
Zurich Amer Ins Co	1.47%	37
Alaska Natl Ins Co	1.39%	35
Hanover Ins Co	1.30%	32
Philadelphia Ind Ins Co	1.21%	30
Ohio Cas Ins Co	1.15%	29
Lexon Ins Co	0.90%	22

Financial Guaranty		
Company Name	% of Market	Direct Prens Written
Assured Guar Municipal Corp	90.45%	1,861
Assured Guar Corp	9.55%	196

\*Premiums under \$500 are rounded to zero.

## PROPERTY/CASUALTY MARKET SHARE CY 2021 (\$000)

Fire		
Company Name	% of Market	Direct Premis Written
Umialik Ins Co	27.46%	11,736
Factory Mut Ins Co	9.13%	3,902
Areca Ins Exchange	6.17%	2,639
American Reliable Ins Co	5.72%	2,445
North Amer Elite Ins Co	3.91%	1,673
Great Divide Ins Co	3.83%	1,638
Safeco Ins Co of Amer	3.47%	1,482
Zurich Amer Ins Co	3.29%	1,407
Alaska Natl Ins Co	3.13%	1,339
United Service Automobile Assn	3.07%	1,313
Allianz Global Risks US Ins Co	3.00%	1,280
Affiliated Fm Ins Co	2.98%	1,272
Liberty Mut Fire Ins Co	2.50%	1,069
XL Ins America Inc	2.45%	1,048
Employers Ins Co of Wausau	2.33%	996
Sompo America Ins Co	2.04%	871
American Security Ins Co	1.68%	717
Foremost Ins Co Grand Rapids MI	1.57%	671
Travelers Ind Co	1.48%	632
Travelers Prop Cas Co of America	1.43%	610

Guaranteed Renewable		
Company Name	% of Market	Direct Premis Written*
State Farm Mut Auto Ins Co	89.89%	4,082
Continental Cas Co	9.05%	411
Independence Amer Ins Co	1.06%	48
National Union Fire Ins Co of Pitts	0.00%	0

Homeowners Multiple Peril		
Company Name	% of Market	Direct Premis Written
State Farm Fire & Cas Co	33.32%	64,007
United Serv Automobile Assn	9.13%	17,533
Allstate Prop & Cas Ins Co	9.05%	17,386
Country Mut Ins Co	8.16%	15,678
Safeco Ins Co of IN	8.12%	15,602
Allstate Ins Co	7.55%	14,510
Umialik Ins Co	5.75%	11,040
USAA Cas Ins Co	4.55%	8,741
USAA Gen Ind Co	4.18%	8,033
Garrison Prop & Cas Ins Co	1.90%	3,647
Occidental Fire & Cas Co of NC	1.82%	3,504
Liberty Mut Fire Ins Co	1.53%	2,945
Horace Mann Ins Co	1.32%	2,537
Foremost Ins Co Grand Rapids MI	1.06%	2,042
Hartford Ins Co of the Midwest	0.59%	1,132
American Bankers Ins Co of FL	0.45%	862
Safeco Ins Co of Amer	0.32%	623
Privilege Underwriters Recp Exchange	0.23%	449
Stillwater Ins Co	0.14%	268
Armed Forces Ins Exch	0.13%	253

\*Premiums under \$500 are rounded to zero.

## PROPERTY/CASUALTY MARKET SHARE CY 2021 (\$000)

Inland Marine		
Company Name	% of Market	Direct Prens Written
Continental Cas Co	23.08%	17,269
Jefferson Ins Co	10.86%	8,127
State Farm Fire & Cas Co	6.26%	4,687
Umialik Ins Co	4.25%	3,177
Factory Mut Ins Co	3.85%	2,884
Alaska Natl Ins Co	3.85%	2,880
Liberty Insurance Underwriters Inc	3.56%	2,663
Ohio Cas Ins Co	2.54%	1,898
National Cas Co	2.19%	1,637
Travelers Prop Cas Co of America	2.18%	1,629
National Union Fire Ins Co of Pitts	2.17%	1,626
American Pet Ins Co	2.13%	1,592
Markel America Ins Co	2.10%	1,568
American Zurich Ins Co	2.09%	1,564
Progressive Direct Ins Co	1.81%	1,351
Zurich Amer Ins Co	1.77%	1,323
American Modern Home Ins Co	1.63%	1,223
Safeco Ins Co of Amer	1.54%	1,151
Starr Ind & Liab Co	1.28%	959
Allstate Prop & Cas Ins Co	1.23%	921

Medical Professional Liability		
Company Name	% of Market	Direct Prens Written
Medical Ins Exch of CA	51.13%	8,984
Norcal Ins Co	18.81%	3,305
Physicians Ins A Mut Co	5.61%	985
American Cas Co of Reading PA	4.21%	739
Doctors Co. an Interins Exchange	3.88%	682
Aspen America Ins Co	3.70%	650
Dentists Ins Co	2.67%	468
NCMIC Ins Co	2.48%	436
Medical Protective Co	2.40%	421
Liberty Insurance Underwriters Inc	1.17%	206
ProAssurance Ins Co of America	1.16%	203
Ace America Ins Co	0.80%	141
Fair Amer Ins & Reins Co	0.54%	95
Church Mut Ins Co S I	0.51%	90
Allied World Ins Co	0.25%	45
Pharmacists Mut Ins Co	0.24%	41
Berkshire Hathaway Specialty Ins Co	0.15%	26
Fortress Ins Co	0.13%	23
State Farm Fire & Cas Co	0.07%	13
National Union Fire Ins Co of Pitts	0.03%	5

Mortgage Guaranty		
Company Name	% of Market	Direct Prens Written*
ARCH Mortgage Ins Co	23.13%	4,101
Radian Guar Inc	21.62%	3,832
Mortgage Guar Ins Corp	20.83%	3,693
Essent Guar Inc	17.11%	3,032
Genworth Mortgage Ins Corp	10.28%	1,822
United Guar Residential Ins Co	3.90%	691
National Mortgage Ins Corp	3.14%	556
ARCH Mortgage Assur Co	0.00%	0

Multiple Peril Crop		
Company Name	% of Market	Direct Prens Written
Rural Comm Ins Co	100.00%	93

Non-Renewable For Stated Reasons Only		
Company Name	% of Market	Direct Prens Written
State Farm Mut Auto Ins Co	100%	14

\*Premiums under \$500 are rounded to zero.

## PROPERTY/CASUALTY MARKET SHARE CY 2021 (\$000)

Ocean Marine		
Company Name	% of Market	Direct Prens Written
Liberty Mut Ins Co	10.66%	4,144
Stratford Ins Co	10.52%	4,088
Great Amer Ins Co	9.17%	3,565
Travelers Prop Cas Co of America	8.99%	3,493
Aspen Amer Ins Co	8.86%	3,443
Navigators Ins Co	7.59%	2,952
Atlantic Specialty Ins Co	6.52%	2,533
Endurance America Ins Co	3.96%	1,538
Markel Amer Ins Co	3.23%	1,254
Zurich Amer Ins Co	2.42%	942
GEICO Marine Ins Co	2.42%	940
North Amer Specialty Ins Co	2.22%	864
StarStone Natl Ins Co	2.22%	864
US Specialty Ins Co	2.21%	857
Starr Ind & Liab Co	2.13%	826
Ace Amer Ins Co	1.78%	693
Ascot Ins Co	1.70%	663
State Natl Ins Co Inc	1.70%	662
New York Marine & Gen Ins Co	1.50%	584
Alaska Natl Ins Co	1.46%	567

Other Liability		
Company Name	% of Market	Direct Prens Written
Umialik Ins Co	11.92%	11,471
Alaska Natl Ins Co	10.32%	9,925
Great Divide Ins Co	5.64%	5,427
Cumis Ins Society Inc	4.11%	3,954
State Farm Fire & Cas Co	4.02%	3,865
Ohio Cas Ins Co	3.15%	3,035
Ace Prop & Cas Ins Co	3.11%	2,991
Travelers Cas & Surety Co of Amer	2.91%	2,796
Great Amer Assur Co	2.52%	2,423
Continental Cas Co	2.51%	2,412
ALPS Prop & Cas Ins Co	2.44%	2,350
RSUI Ind Co	2.27%	2,189
Philadelphia Ind Ins Co	2.21%	2,127
Starr Ind & Liab Co	1.83%	1,765
Areca Ins Exchange	1.81%	1,737
Securian Cas Co	1.78%	1,717
National Union Fire Ins Co of Pitts	1.71%	1,649
Arch Ins Co	1.54%	1,480
RLI Ins Co	1.42%	1,367
Liberty Mut Fire Ins Co	1.37%	1,317

\*Premiums under \$500 are rounded to zero.

Private Flood		
Company Name	% of Market	Direct Prens Written*
XL Ins Amer Inc	40.18%	626
Employers Ins Co of Wausau	21.85%	340
Zurich Amer Ins Co	9.87%	154
North Amer Elite Ins Co	7.33%	114
American Guar & Liab Ins	6.60%	103
American Security Ins Co	5.12%	80
Allianz Global Risks US Ins Co	2.76%	43
Westport Ins Corp	2.34%	36
National Union Fire Ins Co of Pitts	1.72%	27
Integon Natl Ins Co	0.74%	12
New Hampshire Ins Co	0.50%	8
Liberty Mut Fire Ins Co	0.47%	7
National Cas Co	0.18%	3
American Home Assur Co	0.13%	2
Granite State Ins Co	0.08%	1
Crestbrook Ins Co	0.06%	1
Firemans Fund Ins Co	0.03%	1
Illinois Natl Ins Co	0.02%	0
Arch Ins Co.	0.01%	0
National Fire Ins Co of Hartford	0.00%	0

## PROPERTY/CASUALTY MARKET SHARE CY 2021 (\$000)

Private Passenger Auto - No Fault and Liability		
Company Name	% of Market	Direct Prens Written
State Farm Mut Auto Ins Co	26.22%	76,011
Progressive Direct Ins Co	7.97%	23,099
GEICO Advantage Ins Co	7.63%	22,117
United Service Automobile Assn	5.77%	16,726
GEICO Choice Ins Co	5.18%	15,004
USAA Cas Ins Co	5.13%	14,864
Allstate Fire & Cas Ins Co	5.08%	14,721
USAA Gen Ind Co	4.43%	12,855
Progressive Specialty Ins Co	4.31%	12,500
Safeco Ins Co of IN	3.72%	10,772
State Farm Fire & Cas Co	2.74%	7,953
GEICO Secure Ins Co	2.73%	7,908
Geico Gen Ins Co	2.56%	7,427
Garrison Prop & Cas Ins Co	2.42%	7,010
Allstate Ins Co	2.31%	6,695
Country Pref Ins Co	2.10%	6,076
Hartford Ins Co of the Midwest	1.53%	4,437
Allstate Prop & Cas Ins Co	1.41%	4,100
Government Employees Ins Co	1.16%	3,348
Geico Ind Co	1.11%	3,232

Private Passenger Auto - Physical Damage		
Company Name	% of Market	Direct Prens Written
State Farm Mut Auto Ins Co	25.27%	57,931
Allstate Fire & Cas Ins Co	7.94%	18,209
GEICO Advantage Ins Co	7.88%	18,063
United Service Automobile Assn	6.62%	15,180
USAA Gen Ind Co	5.43%	12,440
USAA Cas Ins Co	4.76%	10,916
Progressive Direct Ins Co	4.75%	10,878
GEICO Choice Ins Co	4.53%	10,374
Allstate Ins Co	4.06%	9,300
Safeco Ins Co of IN	2.93%	6,722
Geico Gen Ins Co	2.50%	5,733
State Farm Fire & Cas Co	2.43%	5,571
Progressive Specialty Ins Co	2.24%	5,132
Country Pref Ins Co	2.17%	4,964
Garrison Prop & Cas Ins Co	2.16%	4,944
Allstate Prop & Cas Ins Co	2.15%	4,918
GEICO Secure Ins Co	1.92%	4,397
National Specialty Ins Co	1.61%	3,695
Hartford Ins Co of the Midwest	1.52%	3,473
Geico Ind Co	1.37%	3,145

Products Liability		
Company Name	% of Market	Direct Prens Written
Umialik Ins Co	40.81%	1,632
Ace Prop & Cas Ins Co	11.92%	477
Everest Natl Ins Co	9.67%	387
Northland Cas Co	5.20%	208
Allianz Global Risks US Ins Co	4.78%	191
Ohio Security Ins Co	4.22%	169
Liberty Mut Fire Ins Co	3.96%	158
Alaska Natl Ins Co	2.86%	114
Great Divide Ins Co	2.63%	105
Sompo Amer Ins Co	2.03%	81
Ace Amer Ins Co	1.22%	49
Zurich Amer Ins Co	1.02%	41
Sentry Select Ins Co	0.97%	39
St Paul Fire & Marine Ins Co	0.92%	37
Federal Ins Co	0.85%	34
Zurich Amer Ins Co of IL	0.74%	29
St. Paul Guardian Ins Co	0.71%	29
Liberty Mut Ins Co	0.70%	28
Travelers Ind Co of CT	0.64%	25
Phoenix Ins Co	0.46%	18

## PROPERTY/CASUALTY MARKET SHARE CY 2021 (\$000)

Surety		
Company Name	% of Market	Direct Prens Written
Liberty Mut Ins Co	24.68%	7,723
Travelers Cas & Surety Co of America	14.42%	4,511
Western Surety Co	9.26%	2,899
Lexon Ins Co	6.91%	2,162
Fidelity & Deposit Co of MD	5.10%	1,597
Argonaut Ins Co	4.50%	1,408
Ohio Cas Ins Co	3.86%	1,209
Great America Ins Co	3.20%	1,001
Philadelphia Ind Ins Co	2.95%	925
Hartford Fire Ins Co	2.45%	766
Atlantic Specialty Ins Co	1.92%	600
Berkley Ins Co	1.87%	586
Federal Ins Co	1.86%	583
Contractors Bonding & Ins Co	1.57%	491
Merchants Bonding Co a Mut	1.38%	431
Western Natl Mut Ins Co	1.29%	402
North Amer Specialty Ins Co	1.18%	368
Suretec Ins Co	0.94%	293
United States Fire Ins Co	0.76%	239
Arch Ins Co	0.74%	231

Warranty		
Company Name	% of Market	Direct Prens Written*
Dealers Assur Co	43.22%	183
Universal Underwriters Ins Co	31.52%	133
American Mercury Ins Co	15.72%	66
Old Republic Ins Co	5.09%	22
National Cas Co	2.13%	9
Illinois Natl Ins Co	1.81%	8
Starr Ind & Liab Co	0.89%	4
Courtesy Ins Co	0.07%	0
MIC Prop & Cas Ins Corp	-0.18%	-1
American Bankers Ins Co of FL	-0.28%	-1

Workers' Compensation		
Company Name	% of Market	Direct Prens Written
Alaska Natl Ins Co	30.65%	54,939
Umialik Ins Co	7.52%	13,476
American Interstate Ins Co	4.91%	8,806
Republic Ind Co of America	3.81%	6,822
Ohio Cas Ins Co	3.14%	5,620
LM Ins Corp	2.65%	4,755
Employers Ins Co of Wausau	2.59%	4,646
Zurich Amer Ins Co	2.56%	4,581
Berkshire Hathaway Homestate Ins Co	2.45%	4,393
Markel Ins Co.	2.27%	4,061
Travelers Prop Cas Co of Amer	2.05%	3,681
Alaska Timber Ins Inc	1.83%	3,272
Amguard Ins Co	1.60%	2,871
American Fire & Cas Co	1.58%	2,837
Starr Ind & Liab Co	1.55%	2,780
Ace America Ins Co	1.46%	2,613
State Farm Fire & Cas Co	1.34%	2,406
Zurich Amer Ins Co of IL	1.33%	2,375
Starr Specialty Ins Co	1.24%	2,227
National Union Fire Ins Co Of Pitts	1.16%	2,072

\*Premiums under \$500 are rounded to zero.

## PROPERTY/CASUALTY MARKET SHARE CY 2021 (\$000)

Total		
Company Name	% of Market	Direct Prens Written
State Farm Mut Auto Ins Co	9.06%	140,935
State Farm Fire & Cas Co	7.29%	113,389
Alaska Natl Ins Co	6.36%	98,902
Umialik Ins Co	5.12%	79,581
United Serv Automobile Assn	3.73%	57,924
GEICO Advantage Ins Co	2.58%	40,180
USAA Cas Ins Co	2.44%	37,950
Progressive Direct Ins Co	2.30%	35,717
USAA Gen Ind Co	2.29%	35,625
Allstate Ins Co	2.26%	35,178
Safeco Ins Co of IN	2.14%	33,261
Allstate Fire & Cas Ins Co	2.12%	32,930
Country Mut Ins Co	1.78%	27,625
Allstate Prop & Cas Ins Co	1.77%	27,519
GEICO Choice Ins Co	1.63%	25,378
Factory Mut Ins Co	1.51%	23,452
Continental Cas Co	1.36%	21,112
Ohio Security Ins Co	1.30%	20,171
Progressive Specialty Ins Co	1.14%	17,690
Garrison Prop & Cas Ins Co	1.08%	16,795



## PROPERTY/CASUALTY TOTAL BUSINESS CY 2021 (\$000)

Company Name	Dom	Direct Written Prem	Direct Earned Prem	Dividends Paid	Direct Losses Paid	Direct Losses Incurred
21st Century Centennial Ins Co	PA	0	0	0	0	-90
21st Century N Amer Ins Co	NY	0	0	0	0	0
21st Century Premier Ins Co	PA	0	0	0	0	0
Acceptance Ind Ins Co	NE	652	647	0	192	745
Accident Fund Gen Ins Co	MI	19	20	0	0	0
Accident Fund Ins Co of Amer	MI	48	73	0	0	1
Accident Fund Natl Ins Co	MI	47	25	0	2	5
Accredited Surety & Cas Co Inc	FL	0	0	0	0	1
Ace Amer Ins Co	PA	15,648	15,541	0	11,493	13,252
Ace Fire Underwriters Ins Co	PA	8	9	0	9	14
Ace Prop & Cas Ins Co	PA	3,519	3,215	0	3,052	6,706
ACIG Ins Co	IL	1	1	0	0	0
Acstar Ins Co	IL	0	0	0	0	0
Aegis Security Ins Co	PA	4	10	0	0	0
Affiliated Fm Ins Co	RI	7,032	6,588	0	635	-323
AGCS Marine Ins Co	IL	917	1,014	0	269	-33
AIG Assur Co	IL	0	0	0	0	0
AIG Prop Cas Co	IL	77	70	0	20	551
AIU Ins Co	NY	927	804	0	12	412
Alaska Natl Ins Co	AK	98,902	100,344	0	34,967	27,471
Alaska Timber Ins Inc	AK	3,272	3,272	0	1,533	1,596
Allegheny Cas Co	NJ	2	2	0	0	0
Allianz Global Risks US Ins Co	IL	-4,602	-7,050	0	1,320	7,830
Allied World Ins Co	NH	88	146	0	0	-57
Allied World Natl Assur Co	NH	135	282	0	0	-189
Allied World Specialty Ins Co	DE	1,103	1,054	0	366	611
Allmerica Fin Benefit Ins Co	MI	2	7	0	655	659
Allstate Fire & Cas Ins Co	IL	32,930	32,435	0	16,846	20,203
Allstate Ind Co	IL	5,492	5,603	0	3,357	4,007
Allstate Ins Co	IL	35,178	36,381	0	14,919	13,619
Allstate Prop & Cas Ins Co	IL	27,519	26,949	0	12,998	14,054
ALPS Prop & Cas Ins Co	MT	2,350	2,326	0	107	2,114
Ambac Assur Corp	WI	0	2	0	0	0

Company Name	Dom	Direct Written Prem	Direct Earned Prem	Dividends Paid	Direct Losses Paid	Direct Losses Incurred
American Alt Ins Corp	DE	1,587	1,552	0	354	1,384
American Automobile Ins Co	MO	352	411	0	42	4,076
American Bankers Ins Co Of FL	FL	1,102	2,143	0	1,022	868
American Cas Co Of Reading PA	PA	1,174	1,140	0	10	126
American Commerce Ins Co	OH	132	155	0	44	129
American Contractors Ind Co	CA	67	59	0	0	4
American Economy Ins Co	IN	-1	-1	0	0	-4
American Family Home Ins Co	FL	143	82	0	0	14
American Fire & Cas Co	NH	4,716	5,279	0	3,105	5,540
American Guar & Liab Ins	NY	2,875	3,079	0	314	63
American Home Assur Co	NY	-215	-131	0	408	-725
American Ins Co	OH	-5	33	0	762	-154
American Interstate Ins Co	NE	8,806	9,212	0	5,207	4,663
American Mercury Ins Co	OK	66	363	0	247	242
American Modern Home Ins Co	OH	1,456	1,259	0	623	441
American Modern Prop & Cas Ins Co	OH	504	440	0	43	71
American Natl Prop & Cas Co	MO	217	250	0	7	-10
American Pet Ins Co	NY	1,592	1,395	0	878	913
American Reliable Ins Co	AZ	3,050	3,144	0	1,629	1,559
American Road Ins Co	MI	36	36	0	0	0
American Security Ins Co	DE	2,166	2,372	0	619	1,103
American Southern Home Ins Co	FL	72	126	0	221	243
American States Ins Co	IN	2	2	0	0	-13
American Zurich Ins Co	IL	3,178	3,100	0	1,001	2,443
Amerisure Ins Co	MI	0	0	0	0	0
Amerisure Mut Ins Co	MI	113	89	0	0	21
Amerisure Partners Ins Co	MI	0	0	0	0	0
Amex Assur Co	IL	170	170	0	20	19
Amguard Ins Co	PA	2,871	2,874	0	657	1,994
Amica Mut Ins Co	RI	305	372	20	258	88
Arag Ins Co	IA	194	194	0	67	70
Arch Ind Ins Co	MO	10	3	0	0	1

## PROPERTY/CASUALTY TOTAL BUSINESS CY 2021 (\$000)

Company Name	Dom	Direct Written Prem	Direct Earned Prem	Dividends Paid	Direct Losses Paid	Direct Losses Incurred
Arch Ins Co	MO	6,573	6,256	0	1,133	3,077
ARCH Mortgage Assur Co	WI	0	0	0	0	0
ARCH Mortgage Ins Co	WI	4,101	4,147	0	210	701
Areca Ins Exch	AK	8,183	7,769	2,236	1,335	989
Argonaut Great Central Ins Co	IL	0	0	0	0	0
Argonaut Ins Co	IL	1,809	1,454	0	83	-378
Argonaut Midwest Ins Co	IL	-39	51	0	72	6
Armed Forces Ins Exch	KS	318	312	0	79	83
Arrowood Ind Co	DE	0	0	0	179	-66
Ascot Ins Co	CO	663	555	0	57	131
Aspen Amer Ins Co	TX	5,030	4,875	0	1,854	2,647
Associated Ind Corp	CA	0	17	0	21	-113
Assured Guar Corp	MD	196	198	0	0	0
Assured Guar Municipal Corp	NY	1,861	71	0	0	0
Atlantic Specialty Ins Co	NY	4,124	4,421	0	1,799	1,857
Avemco Ins Co	MD	3,846	3,640	0	1,490	1,463
AXA Ins Co	NY	0	1	0	828	191
Axis Ins Co	IL	917	879	0	619	686
AXIS Reins Co	NY	0	0	0	0	0
AXIS Specialty Ins Co	CT	0	0	0	0	0
Balboa Ins Co	CA	0	0	0	-6	-6
Bankers Ins Co	FL	2	1	0	0	0
Bankers Standard Ins Co	PA	25	23	0	0	-1
BCS Ins Co	OH	191	151	0	8	50
Beazley Ins Co Inc	CT	336	279	0	0	58
Benchmark Ins Co	KS	1,058	1,037	0	18	192
Berkley Cas Co	IA	103	92	0	14	-44
Berkley Ins Co	DE	752	821	0	484	13
Berkley Natl Ins Co	IA	175	151	0	4	-8
Berkley Regional Ins Co	IA	274	265	0	0	236
Berkshire Hathaway Direct Ins Co	NE	171	133	0	2	51
Berkshire Hathaway Home-state Ins Co	NE	7,875	8,152	0	2,967	1,241

Company Name	Dom	Direct Written Prem	Direct Earned Prem	Dividends Paid	Direct Losses Paid	Direct Losses Incurred
Berkshire Hathaway Specialty Ins Co	NE	1,154	1,137	0	688	-3,080
BITCO Gen Ins Corp	IA	0	0	0	0	0
Brotherhood Mut Ins Co	IN	13	7	0	2	4
California Ins Co	CA	245	245	0	70	-240
Camico Mut Ins Co	CA	66	55	0	0	9
Campmed Cas & Ind Co Inc	NH	0	0	0	0	0
Capitol Ind Corp	WI	25	55	0	-14	-65
Carolina Cas Ins Co	IA	870	734	0	174	351
Caterpillar Ins Co	MO	251	135	0	57	29
Catlin Ins Co	TX	0	3	0	0	1,059
Central States Ind Co Of Omaha	NE	2	2	0	0	-1
Century Ind Co	PA	0	0	0	2	76
Charter Oak Fire Ins Co	CT	1,477	1,635	17	-793	-562
Chicago Ins Co	IL	385	293	0	3	170
Chubb Ind Ins Co	NY	16	28	0	126	125
Chubb Natl Ins Co	IN	3	3	0	0	0
Church Mut Ins Co S I	WI	6,180	6,069	223	1,644	1,359
Citizens Ins Co Of Amer	MI	1	1	0	0	0
Clarendon Natl Ins Co	TX	2	2	0	511	-221
Clear Spring Prop & Cas Co	TX	536	777	0	786	838
Colonial Amer Cas & Surety Co	IL	0	0	0	0	-1
Colonial Surety Co	PA	63	55	0	0	10
Colony Specialty Ins Co	OH	6	16	0	0	2
Columbia Ins Co	NE	799	758	0	66	43
Commerce & Industry Ins Co	NY	299	437	0	1,389	-7,011
Continental Cas Co	IL	21,112	20,744	0	9,907	10,636
Continental Ins Co	PA	582	596	1	410	1,026
Continental Western Ins Co	IA	68	68	0	12	18
Contractors Bonding & Ins Co	IL	494	488	0	-20	-74
CorePointe Ins Co	DE	0	0	0	0	0
Country Cas Ins Co	IL	889	852	0	643	798
Country Mut Ins Co	IL	27,625	26,952	0	15,608	20,975
Country Pref Ins Co	IL	11,042	10,950	0	6,762	7,901

## PROPERTY/CASUALTY TOTAL BUSINESS CY 2021 (\$000)

Company Name	Dom	Direct Written Prem	Direct Earned Prem	Dividends Paid	Direct Losses Paid	Direct Losses Incurred
Courtesy Ins Co	FL	0	0	0	0	0
Crestbrook Ins Co	OH	409	390	0	161	125
Crum & Forster Ind Co	DE	231	210	0	0	0
Cumis Ins Society Inc	IA	4,435	4,394	0	2,758	2,326
Dairyland Amer Ins Co	WI	0	0	0	0	-2
Dairyland Ins Co	WI	0	0	0	0	0
Dealers Assur Co	OH	183	105	0	108	117
Dentists Ins Co	CA	468	491	8	15	65
Developers Surety & Ind Co	CA	0	0	0	0	1
Discover Prop & Cas Ins Co	CT	0	0	0	0	-6
Doctors Co An Interins Exch	CA	682	589	2	0	-81
Eastguard Ins Co	PA	94	99	0	16	-147
Electric Ins Co	MA	118	119	0	114	130
Empire Fire & Marine Ins Co	IL	1,657	1,558	0	398	-6
Employers Assur Co	FL	330	319	0	85	137
Employers Compensation Ins Co	CA	26	59	0	1	7
Employers Ins Co Of NV	NV	1	0	0	0	0
Employers Ins Co of Wausau	WI	8,361	6,633	0	3,268	6,353
Employers Mut Cas Co	IA	30	40	0	0	2
Employers Preferred Ins Co	FL	960	949	0	339	439
Endurance Amer Ins Co	DE	13,819	13,632	0	9,231	7,481
Endurance Assur Corp	DE	60	27	0	0	9
Essent Guar Inc	PA	3,032	3,193	0	26	128
Essentia Ins Co	MO	467	442	0	323	332
Euler Hermes N Amer Ins Co	MD	0	0	0	0	0
Everest Denali Ins Co	DE	953	584	0	36	90
Everest Natl Ins Co	DE	3,397	3,052	0	1,165	924
Everest Premier Ins Co	DE	587	625	0	1,069	204
Everest Reins Co	DE	83	114	0	0	20
Evergreen Natl Ind Co	OH	0	0	0	0	0
Executive Risk Ind Inc	DE	109	111	0	0	-135
Factory Mut Ins Co	RI	23,452	19,534	0	1,000	1,808
Fair Amer Ins & Reins Co	NY	111	107	0	0	13

Company Name	Dom	Direct Written Prem	Direct Earned Prem	Dividends Paid	Direct Losses Paid	Direct Losses Incurred
Falls Lake Natl Ins Co	OH	2,288	1,965	0	38	1,352
Farmers Grp Prop & Cas Ins Co	RI	322	343	0	62	47
Farmington Cas Co	CT	0	0	0	0	-3
Federal Ins Co	IN	3,175	3,068	0	531	-370
Federated Mut Ins Co	MN	9	6	0	0	0
Federated Rural Electric Ins Exch	KS	0	0	0	0	0
Federated Serv Ins Co	MN	382	445	0	99	317
Fidelity & Deposit Co Of MD	IL	1,636	1,589	0	0	26
Fidelity & Guar Ins Co	IA	13	13	0	5	-98
Fidelity & Guar Ins Underwriters Inc	WI	0	0	0	0	-20
Financial Pacific Ins Co	CA	0	0	0	0	0
Firemans Fund Ins Co	IL	2,815	3,115	0	468	446
Firemens Ins Co Of Washington DC	DE	0	0	0	0	0
First Colonial Ins Co	FL	13	10	0	0	6
First Liberty Ins Corp	IL	388	407	0	50	638
First Natl Ins Co Of Amer	NH	7	7	0	0	289
Florists Mut Ins Co	IL	47	51	0	4	7
Foremost Ins Co Grand Rapids MI	MI	3,826	3,702	0	2,111	2,585
Foremost Prop & Cas Ins Co	MI	254	254	0	169	166
Foremost Signature Ins Co	MI	0	0	0	0	-59
Fortress Ins Co	IL	23	21	0	0	2
Freedom Specialty Ins Co	OH	20	20	0	0	-6
Garrison Prop & Cas Ins Co	TX	16,795	16,294	0	11,294	13,369
GEICO Advantage Ins Co	NE	40,180	38,934	0	27,078	28,746
Geico Cas Co	NE	1,049	1,259	0	484	678
GEICO Choice Ins Co	NE	25,378	24,568	0	15,532	16,929
Geico Gen Ins Co	NE	13,160	13,216	0	7,115	6,325
Geico Ind Co	NE	6,377	6,113	0	3,037	3,170
GEICO Marine Ins Co	NE	940	962	0	400	501
GEICO Secure Ins Co	NE	12,305	11,981	0	8,589	8,823
General Cas Co Of WI	WI	221	208	0	64	74

## PROPERTY/CASUALTY TOTAL BUSINESS CY 2021 (\$000)

Company Name	Dom	Direct Written Prem	Direct Earned Prem	Dividends Paid	Direct Losses Paid	Direct Losses Incurred
General Ins Co Of Amer	NH	85	86	0	0	14
General Reins Corp	DE	0	0	0	0	-125
General Security Natl Ins Co	NY	5	3	0	0	1
General Star Natl Ins Co	DE	0	0	0	0	-9
Generali Us Branch	NY	282	240	0	5,427	-1,834
Genesis Ins Co	DE	1,311	1,236	0	0	336
Genworth Mortgage Ins Corp	NC	1,822	1,933	0	20	525
Glencar Ins Co	WI	2	1	0	0	1
Government Employees Ins Co	NE	6,348	6,425	0	2,668	2,895
Granite State Ins Co	IL	2,353	2,220	0	3,067	3,771
Gray Ins Co	LA	18	13	0	-391	-400
Great Amer Alliance Ins Co	OH	674	577	0	1	-173
Great Amer Assur Co	OH	3,716	3,480	0	101	712
Great Amer Ins Co	OH	10,252	8,459	0	4,583	6,024
Great Amer Ins Co of NY	NY	780	850	0	109	-650
Great Amer Security Ins Co	OH	190	35	0	0	13
Great Amer Spirit Ins Co	OH	103	110	0	8	34
Great Divide Ins Co	ND	8,509	8,445	0	2,058	2,495
Great Midwest Ins Co	TX	49	27	0	0	5
Great Northern Ins Co	IN	359	399	0	35	48
Great West Cas Co	NE	0	0	0	0	-1
Greenwich Ins Co	DE	173	235	0	8	10
Guarantee Co Of N Amer USA	MI	46	67	0	0	-18
GuideOne Ins Co	IA	462	479	0	151	-1
Hallmark Ins Co	AZ	0	0	0	133	104
Hanover Amer Ins Co	NH	11	10	0	0	1
Hanover Ins Co	NH	548	118	0	45	482
Harco Natl Ins Co	IL	250	156	0	0	-26
Hartford Accident & Ind Co	CT	37	39	0	0	-8
Hartford Cas Ins Co	IN	125	104	0	0	94
Hartford Fire Ins Co	CT	2,022	2,162	0	888	2,147
Hartford Ins Co Of The Midwest	IN	9,870	10,304	0	5,022	2,657
Hartford Steam Boil Inspec & Ins Co	CT	431	332	0	0	12

Company Name	Dom	Direct Written Prem	Direct Earned Prem	Dividends Paid	Direct Losses Paid	Direct Losses Incurred
Hartford Underwriters Ins Co	CT	-142	-135	0	9	-25
HDI Global Ins Co	IL	-1,004	-176	0	46	88
Heritage Ind Co	CA	0	0	0	0	0
Hiscox Ins Co Inc	IL	434	453	0	-6	33
Homesite Ins Co	WI	52	50	0	0	0
Horace Mann Ins Co	IL	4,106	4,119	0	1,904	1,883
Horace Mann Prop & Cas Ins Co	IL	2,401	2,375	0	1,198	804
Hudson Ins Co	DE	830	835	0	0	106
Illinois Ins Co	NM	192	192	0	0	0
Illinois Natl Ins Co	IL	1,943	1,880	0	1,233	1,283
Imperium Ins Co	TX	0	5	0	0	0
Indemnity Ins Co Of North Amer	PA	1,351	1,515	0	29	118
Indemnity Natl Ins Co	MS	114	51	0	0	7
Independence Amer Ins Co	DE	699	700	0	1,351	1,697
Insurance Co of N Amer	PA	81	84	0	351	86
Insurance Co Of The State Of PA	IL	325	486	0	482	-6,143
Insurance Co Of The West	CA	1,844	2,057	0	12	7
Integon Natl Ins Co	NC	934	865	0	431	361
International Fidelity Ins Co	NJ	79	293	0	-6	-13
Intrepid Ins Co	IA	316	313	0	50	69
Ironshore Ind Inc	IL	209	220	0	13	275
Jefferson Ins Co	NY	8,127	7,513	0	335	532
Jewelers Mut Ins Co S I	WI	196	202	0	37	49
Key Risk Ins Co	IA	0	0	0	0	0
Lancer Ins Co	IL	520	424	0	11	-61
Lexon Ins Co	TX	2,185	2,109	0	70	45
Liberty Ins Corp	IL	1,811	833	0	903	-1,548
Liberty Ins Underwriters Inc	IL	2,996	2,984	0	2,349	-1,598
Liberty Mut Fire Ins Co	WI	10,326	9,805	0	3,082	14,229
Liberty Mut Ins Co	MA	12,133	11,857	0	3,058	2,688
Liberty Northwest Ins Corp	OR	0	0	0	1,544	-1,456
LM Ins Corp	IL	5,078	5,081	0	900	2,351
Lyndon Southern Ins Co	DE	-128	-164	0	24	84

## PROPERTY/CASUALTY TOTAL BUSINESS CY 2021 (\$000)

Company Name	Dom	Direct Written Prem	Direct Earned Prem	Dividends Paid	Direct Losses Paid	Direct Losses Incurred
Manufacturers Alliance Ins Co	PA	93	164	0	15	-144
Markel Amer Ins Co	VA	4,231	3,895	0	579	855
Markel Ins Co	IL	4,818	5,006	0	1,413	-72
Massachusetts Bay Ins Co	NH	62	56	0	1	46
MBIA Ins Corp	NY	0	160	0	0	0
Medical Ins Exch Of CA	CA	9,098	9,236	2,134	639	12,238
Medical Protective Co	IN	422	398	0	200	292
MEMIC Ind Co	NH	4	4	0	0	-6
Merchants Bonding Co a Mut	IA	455	327	0	0	19
Merchants Natl Bonding Inc	IA	218	197	0	0	4
Metropolitan Gen Ins Co	RI	11	1	0	0	0
MIC Gen Ins Corp	MI	685	711	0	300	224
MIC Prop & Cas Ins Corp	MI	373	344	0	106	88
Middlesex Ins Co	WI	0	3	0	0	1
Midvale Ind Co	WI	59	60	0	11	24
Midwest Employers Cas Co	DE	1,420	1,400	0	532	-1,042
Mitsui Sumitomo Ins Co of Amer	NY	865	772	0	0	110
Mitsui Sumitomo Ins USA Inc	NY	379	400	0	19	3,641
Mortgage Guar Ins Corp	WI	3,693	3,782	0	0	577
Motors Ins Corp	MI	83	83	0	18	22
National Amer Ins Co	OK	0	0	0	0	0
National Cas Co	OH	5,343	5,900	0	2,702	2,680
National Farmers Union Prop & Cas	NC	42	36	0	32	89
National Fire Ins Co Of Hartford	IL	99	128	0	1	6
National Gen Ins Co	MO	192	189	0	63	59
National Ind Co	NE	1,730	1,805	0	627	-265
National Interstate Ins Co	OH	5,221	4,933	0	1,457	-1,761
National Liab & Fire Ins Co	CT	3,331	3,086	0	275	378
National Mortgage Ins Corp	WI	556	537	0	0	24
National Public Finance Guar Corp	NY	0	90	0	0	0

Company Name	Dom	Direct Written Prem	Direct Earned Prem	Dividends Paid	Direct Losses Paid	Direct Losses Incurred
National Specialty Ins Co	TX	3,840	3,874	0	1,415	1,684
National Surety Corp	IL	1	31	0	60	-1,182
National Union Fire Ins Co Of Pitts	PA	16,208	14,036	0	4,756	23,218
Nationwide Affinity Co of Amer	OH	0	0	0	0	0
Nationwide Mut Fire Ins Co	OH	0	0	0	30	0
Nationwide Mut Ins Co	OH	368	328	0	-309	-299
Nationwide Prop & Cas Ins Co	OH	0	0	0	0	0
Navigators Ins Co	NY	3,180	3,460	0	1,397	1,317
NCMIC Ins Co	IA	436	448	26	0	141
New England Ins Co	CT	0	0	0	0	0
New Hampshire Ins Co	IL	2,951	3,017	0	1,164	425
New York Marine & Gen Ins Co	NY	938	1,024	0	484	-89
Norcal Ins Co	CA	3,305	3,390	0	75	-422
Norguard Ins Co	PA	440	468	0	51	176
North Amer Elite Ins Co	MO	4,668	2,258	0	24	290
North Amer Specialty Ins Co	MO	1,347	1,498	0	897	705
North Pointe Ins Co	PA	1	3	1	0	-29
North River Ins Co	NJ	887	776	0	48	119
Northland Cas Co	CT	1,522	1,732	0	309	816
Nova Cas Co	NY	308	322	0	24	80
Nutmeg Ins Co	CT	0	0	0	0	9
Oak River Ins Co	NE	1,306	1,231	0	427	124
OBI Amer Ins Co	PA	0	0	0	0	0
OBI Natl Ins Co	PA	2	2	0	0	0
Occidental Fire & Cas Co Of NC	NC	3,687	3,279	0	1,860	3,490
Ohio Cas Ins Co	NH	14,020	14,557	0	3,959	20,859
Ohio Ind Co	OH	32	33	0	1	10
Ohio Security Ins Co	NH	20,171	19,299	0	5,340	10,077
Old Republic Gen Ins Corp	IL	-28	-17	0	0	-35
Old Republic Ins Co	PA	2,767	2,602	2	242	264
Old United Cas Co	KS	0	0	0	0	0
Pacific Employers Ins Co	PA	175	174	0	56	110

## PROPERTY/CASUALTY TOTAL BUSINESS CY 2021 (\$000)

Company Name	Dom	Direct Written Prem	Direct Earned Prem	Divi-dends Paid	Direct Losses Paid	Direct Losses Incurred
Pacific Ind Co	WI	339	347	33	0	45
Palomar Specialty Ins Co	OR	174	181	0	0	0
Peak Prop & Cas Ins Corp	WI	0	0	0	0	0
Penn Amer Ins Co	PA	-5	68	0	249	5
Pennsylvania Manufacturers Assoc Ins	PA	1,427	1,131	0	144	603
Pennsylvania Manufacturers Ind Co	PA	264	247	0	25	80
Permanent Gen Assur Corp	WI	134	156	0	188	72
Petroleum Cas Co	TX	3	3	0	0	0
Pharmacists Mut Ins Co	IA	298	271	0	35	97
Philadelphia Ind Ins Co	PA	10,267	10,229	0	1,773	3,185
Phoenix Ins Co	CT	658	679	0	1,213	1,089
Physicians Ins A Mut Co	WA	1,023	1,031	0	148	171
Pinnacle Nat Ins Co	TX	0	0	0	0	-5
Plateau Cas Ins Co	TN	60	59	0	7	4
Platte River Ins Co	NE	118	126	0	-3	1
Plaza Ins Co	IA	0	0	0	0	-2
Praetorian Ins Co	PA	98	108	88	222	583
Pre Paid Legal Cas Inc	OK	220	220	0	72	72
Preferred Professional Ins Co	NE	4	1	0	0	0
Privilege Underwriters Recp Exch	FL	841	749	0	133	197
ProAssurance Ins Co of Amer	IL	203	194	0	0	12
Procentury Ins Co	MI	0	0	0	0	-1
Progressive Cas Ins Co	OH	38	39	0	59	8
Progressive Direct Ins Co	OH	35,717	34,931	0	18,756	18,739
Progressive Northwestern Ins Co	OH	2,943	2,968	0	944	815
Progressive Specialty Ins Co	OH	17,690	17,638	0	9,948	10,677
Property & Cas Ins Co Of Hartford	IN	16	19	0	0	0
Proselect Ins Co	NE	5	3	0	0	2
Protective Ins Co	IN	515	608	0	31	-65
Protective Prop & Cas Ins Co	MO	32	29	0	0	0

Company Name	Dom	Direct Written Prem	Direct Earned Prem	Divi-dends Paid	Direct Losses Paid	Direct Losses Incurred
QBE Ins Corp	PA	1,850	1,887	51	8,116	1,082
Radian Guar Inc	PA	3,832	4,220	0	106	-292
Redwood Fire & Cas Ins Co	NE	868	726	0	307	95
Regent Ins Co	WI	39	85	0	20	-27
Republic Ind Co Of Amer	CA	6,822	6,982	0	4,275	3,193
Republic Ind Co of CA	CA	87	89	0	44	44
Repwest Ins Co	AZ	201	201	0	20	21
Response Worldwide Ins Co	IL	0	0	0	0	0
Riverport Ins Co	IA	26	25	0	111	117
RLI Ins Co	IL	2,211	2,152	0	107	437
Rockwood Cas Ins Co	PA	13	14	0	10	-45
RSUI Ind Co	NH	2,925	2,859	0	59	313
Rural Comm Ins Co	MN	93	93	0	69	65
Safeco Ins Co Of Amer	NH	5,626	5,399	0	1,897	2,014
Safeco Ins Co Of IL	IL	554	532	0	610	142
Safeco Ins Co Of IN	IN	33,261	32,419	0	12,584	14,132
Safety First Ins Co	IL	0	0	0	0	-82
Safety Natl Cas Corp	MO	3,089	2,980	0	84	1,438
Sagamore Ins Co	IN	1	48	0	76	126
Scottsdale Ind Co	OH	0	5	0	0	-6
Securian Cas Co	MN	2,121	2,177	0	852	691
Security Natl Ins Co	DE	100	61	0	0	5
Selective Ins Co Of Amer	NJ	135	118	0	45	27
Seneca Ins Co Inc	NY	6	6	0	0	-1
Sentry Cas Co	WI	21	36	0	10	887
Sentry Ins Co	WI	221	176	0	232	630
Sentry Select Ins Co	WI	2,161	1,961	0	250	541
Service Amer Ind Co	OK	172	177	0	0	30
Seven Seas Ins Co Inc	FL	4	4	0	0	0
SiriusPoint Amer Ins Co	NY	162	141	0	5	93
Sompo Amer Fire & Mar Ins Co Amer	NY	665	574	0	-1	145
Sompo Amer Ins Co	NY	1,824	1,937	0	1,080	4,855
Sparta Ins Co	CT	0	0	0	0	0

## PROPERTY/CASUALTY TOTAL BUSINESS CY 2021 (\$000)

Company Name	Dom	Direct Written Prem	Direct Earned Prem	Dividends Paid	Direct Losses Paid	Direct Losses Incurred
Spinnaker Ins Co	IL	118	88	0	10	7
St Paul Fire & Marine Ins Co	CT	152	167	0	175	-316
St Paul Guardian Ins Co	CT	52	42	0	0	-9
St Paul Mercury Ins Co	CT	0	0	0	0	-12
St Paul Protective Ins Co	CT	0	0	0	0	-2
Standard Fire Ins Co	CT	0	0	0	9	2
Star Ins Co	MI	4	8	0	0	-3
Starnet Ins Co	IA	816	931	0	792	3,520
Starr Ind & Liab Co	TX	15,947	16,168	0	12,100	11,338
Starr Specialty Ins Co	TX	2,227	1,561	0	348	828
StarStone Natl Ins Co	DE	7,411	6,325	0	4,219	-7,069
State Farm Fire & Cas Co	IL	113,389	108,832	0	42,473	48,244
State Farm Mut Auto Ins Co	IL	140,935	138,388	0	84,534	88,533
State Natl Ins Co Inc	TX	1,256	1,117	0	512	263
Stillwater Ins Co	CA	349	372	0	70	86
Stonington Ins Co	PA	23	20	0	0	0
Stratford Ins Co	NH	4,088	3,650	0	969	1,243
Suretec Ins Co	TX	293	309	0	0	0
T H E Ins Co	LA	351	250	0	39	2,584
Teachers Ins Co	IL	620	699	0	471	76
Technology Ins Co Inc	DE	227	120	0	13	108
The Cincinnati Ins Co	OH	136	126	0	0	-4
The Travelers Cas Co	CT	0	0	0	0	0
TIG Ins Co	CA	0	0	0	0	12
TNUS Ins Co	NY	0	0	0	0	0
Tokio Marine Amer Ins Co	NY	1,117	1,218	0	264	662
Toyota Motor Ins Co	IA	547	477	0	153	36
Trans Pacific Ins Co	NY	-1	-1	0	0	-11
Transamerica Cas Ins Co	IA	0	26	0	1	-1
Transguard Ins Co Of Amer Inc	IL	47	50	0	0	8
Transportation Ins Co	IL	215	180	-2	100	193
Transverse Ins Co	TX	0	0	0	0	0
Travelers Cas & Surety Co	CT	339	439	0	35	1,621

Company Name	Dom	Direct Written Prem	Direct Earned Prem	Dividends Paid	Direct Losses Paid	Direct Losses Incurred
Travelers Cas & Surety Co Of Amer	CT	7,928	8,756	0	635	1,387
Travelers Cas Co Of CT	CT	0	0	0	0	0
Travelers Cas Ins Co Of Amer	CT	0	0	0	0	0
Travelers Constitution State Ins Co	CT	0	0	0	0	0
Travelers Ind Co	CT	3,862	3,895	1	1,211	1,060
Travelers Ind Co Of Amer	CT	2,016	2,239	0	432	746
Travelers Ind Co Of CT	CT	1,020	1,005	0	321	527
Travelers Prop Cas Co Of Amer	CT	12,335	12,144	2	3,752	-1,569
Tri State Ins Co Of MN	IA	11	9	0	0	3
Trisura Ins Co	OK	24	13	0	0	0
Triton Ins Co	TX	5	5	0	0	1
Triumphe Cas Co	OH	465	221	0	205	315
Truck Ins Exch	CA	0	0	0	0	-1
Trumbull Ins Co	CT	0	0	0	1	16
Twin City Fire Ins Co Co	IN	351	441	4	577	1,061
Umialik Ins Co	AK	79,581	73,942	0	24,075	27,632
Union Ins Co	IA	-1	0	0	0	137
United Cas & Surety Ins Co	NE	4	4	0	0	0
United Financial Cas Co	OH	9,289	8,986	0	4,245	3,799
United Fire & Cas Co	IA	1	1	0	0	-1
United Guar Residential Ins Co	NC	691	815	0	-3	15
United Serv Automobile Assn	TX	57,924	56,744	6,255	28,565	29,752
United States Fidelity & Guar Co	CT	-1	-1	0	0	-41
United States Fire Ins Co	DE	1,863	2,045	0	1,428	496
United States Liab Ins Co	NE	488	468	0	0	-9
United WI Ins Co	WI	49	49	0	0	-2
Universal Underwriters Ins Co	IL	133	89	0	31	36
Universal Underwriters Of TX Ins	IL	0	0	0	0	-1
US Specialty Ins Co	TX	6,058	5,573	0	2,046	2,411
USAA Cas Ins Co	TX	37,950	36,961	900	18,739	20,479



## PROPERTY/CASUALTY TOTAL BUSINESS CY 2021 (\$000)

Company Name	Dom	Direct Written Prem	Direct Earned Prem	Dividends Paid	Direct Losses Paid	Direct Losses Incurred
USAA Gen Ind Co	TX	35,625	35,234	0	20,456	19,572
Utica Mut Ins Co	NY	0	0	0	0	0
Valley Forge Ins Co	PA	212	164	14	140	-200
Vanliner Ins Co	OH	620	790	0	162	22
Vantapro Specialty Ins Co	AR	75	38	0	0	14
Vigilant Ins Co	NY	14	13	4	616	-367
Viking Ins Co Of WI	WI	0	0	0	0	0
Virginia Surety Co Inc	IL	411	613	0	332	301
Washington Intl Ins Co	MO	25	26	0	0	-9
Watford Ins Co	NJ	24	24	0	0	7
Wausau Business Ins Co	WI	12	12	0	70	-361
Wausau Underwriters Ins Co	WI	0	165	0	222	133
WCF Natl Ins Co	UT	349	350	0	166	270
Wellfleet Ins Co	IN	24	10	0	0	5
Wellfleet NY Ins Co	NY	1,161	970	0	32	647
Wesco Ins Co	DE	172	106	0	10	25

Company Name	Dom	Direct Written Prem	Direct Earned Prem	Dividends Paid	Direct Losses Paid	Direct Losses Incurred
West Amer Ins Co	IN	4,451	4,796	0	1,139	4,603
Westchester Fire Ins Co	PA	929	2,416	0	537	895
Western Natl Mut Ins Co	MN	406	375	0	0	40
Western Surety Co	SD	3,029	2,946	0	-264	84
Westfield Ins Co	OH	6	6	0	0	0
Westport Ins Corp	MO	2,901	3,963	0	155	-143
Work First Cas Co	DE	0	0	0	0	-1
Wright Natl Flood Ins Co	TX	198	192	0	0	1
XL Ins Amer Inc	DE	5,033	4,233	0	565	511
XL Specialty Ins Co	DE	5,031	4,132	0	864	310
Yosemite Ins Co	OK	0	0	0	972	95
Zenith Ins Co	CA	20	20	0	0	-1
Zurich Amer Ins Co	NY	15,277	16,564	0	4,146	-2,072
Zurich Amer Ins Co Of IL	IL	2,594	2,914	0	1,524	1,089
<b>TOTAL COMPANIES: 478</b>		<b>1,554,770</b>	<b>1,517,808</b>	<b>12,021</b>	<b>673,752</b>	<b>737,582</b>

## TITLE INSURANCE COMPANIES CY 2021 (\$000)

Company Name	NAIC #	DOM	Market Share	Assets	Surplus	Direct Prem Written	Direct Prem Earned	Direct Losses Paid	Direct Losses Incurred
Agents Natl Title Ins Co	12522	MO	0%	44,834	23,224	0	0	0	0
AmTrust Title Ins Co	51578	NY	0%	42,390	27,003	0	0	0	0
Chicago Title Ins Co	50229	FL	2.84%	2,182,304	1,175,523	1,528	1,547	0	4
Commonwealth Land Title Ins Co	50083	FL	0%	704,613	405,393	0	0	0	0
Fidelity Natl Title Ins Co	51586	FL	6.58%	1,575,188	694,661	3,538	3,543	0	0
First Amer Title Guar Co	51624	TX	0%	95,295	70,055	0	0	0	0
First Amer Title Ins Co	50814	NE	25.62%	3,724,936	1,700,414	13,776	13,449	49	549
First Natl Title Ins Co	14240	TX	0%	78,316	51,099	0	0	0	0
Old Republic Natl Title Ins Co	50520	FL	7.37%	1,781,446	772,285	3,962	4,005	0	0
Stewart Title Guar Co	50121	TX	57.58%	1,466,516	826,949	30,956	30,376	86	31
US Natl Title Ins Co	50030	MS	0%	3,139	1,966	0	0	0	0
WFG Natl Title Ins Co	51152	SC	0%	315,324	114,053	0	0	0	0
<b>Total</b>				<b>12,014,301</b>	<b>5,862,625</b>	<b>53,760</b>	<b>52,920</b>	<b>135</b>	<b>584</b>



## **SURPLUS LINES**

Surplus Lines Premiums **83**

Premium Tax Audits **83**

**UNAUTHORIZED AND INDEPENDENTLY PROCURED PREMIUMS AND TAXES** **84**

**NON-ADMITTED PREMIUMS AND TAXES** **84**

## **GUARANTY ASSOCIATIONS**

Alaska Insurance Guaranty Association **86-87**

Alaska Life and Health Insurance Guaranty Association **88**

**RISK RETENTION GROUPS** **89**

**AIR AMBULANCE SERVICE PROVIDERS** **89**

**PURCHASING GROUPS** **90-91**

**CONSUMER INFORMATION** **92**

**CONTACT THE DIVISION OF INSURANCE** **92**

## SURPLUS LINES PREMIUMS CY 2021 (\$000)

Line	Prem*
Fire	22,533
Allied lines	14,513
Multiple peril crop	66
Federal flood	302
Private flood	361
Farmowners multiple peril	12
Homeowners multiple peril	459
Commercial multiple peril - non-liability	8,298
Commercial multiple peril - liability	10,968
Mortgage Guaranty	3
Ocean marine	39
Inland marine	3,127
Financial Guaranty	5
Medical professional liability	3,274
Earthquake	11,898
Workers' compensation	74

Line	Prem*
Other liability	112,041
Excess workers' compensation	5
Products liability	290
Other private passenger auto liability	4
Other commercial auto liability	1,590
Commercial auto physical damage	463
Aircraft	4,808
Fidelity	27
Surety	27
Burglarly and theft	6
Boiler and machinery	14
Credit	1,537
Warranty	7
Wet marine brokers	4,713
Other lines of business	613
<b>TOTAL</b>	<b>197,340</b>

\*Premiums under \$500 are rounded to zero.

## PREMIUM TAX AUDITS FY 2022

Audit No.	Surplus Lines Broker Name / Auditee	Audit Call	Report
<a href="#">TA 21-04</a>	CBIZ Insurance Services, Inc.	September 1, 2021	April 29, 2022
<a href="#">TA 21-03</a>	CRC Insurance Services	June 22, 2021	December 9, 2021
<a href="#">TA 21-02</a>	Affinity Insurance Services, Inc.	April 14, 2021	August 18, 2021
<a href="#">TA 20-02</a>	AON Risk Services Central, Inc.	June 23, 2020	November 4, 2021

## UNAUTHORIZED AND INDEPENDENTLY PROCURED PREMIUMS AND TAXES CY 2021 (\$000)

Unauthorized Insurance (Reported by Brokers)	Prem*	3.7% Tax	Marine Prem	.75% Tax
Acrisure, LLC	0	0	13	0
AmWins Insurance Brokerage of California	0	0	13	0
Ares Insurance Managers, LLC	0	0	204	2
Arthur J Gallagher Risk Management Serv, Inc.	0	0	2,096	16
Cochrane Agency, Inc.	0	0	5	0
CRC Insurance Services, Inc.	0	0	57	0
Erven & Sons, Inc.	0	0	191	1
Exceptional Risk Advisors, LLC	73	3	0	0
Fisk Marine Insurance International, LLC	0	0	13	0
Marsh & McLennan Agency, LLC	0	0	446	3
Marsh USA, Inc.	0	0	370	3
Petersen International Underwriters	397	15	0	0
Porter Spaulding, Inc.	0	0	1	0
Scottish American Insurance General Agency, Inc.	0	0	162	1
USI Insurance Services, LLC	0	0	1,137	9
Willis Towers Watson Insurance Services West, Inc.	0	0	1	0
Worldwide Facilities, LLC	0	0	30	0
<b>Total</b>	<b>470</b>	<b>18</b>	<b>4,713</b>	<b>35</b>

Independently Procured Insurance (Reported by Insureds) (\$000)	Prem	3.7% Tax
Total	230	8

\*Premiums under \$500 are rounded to zero.

## NON-ADMITTED PREMIUMS AND TAXES REPORTED BY COMPANIES CY 2021 (\$000)

Non-Admitted Companies*	Prem	3.7% Tax
American Continental Insurance Company	17	1
American Home Life Ins Co	4	0
American Retirement Life Insurance Company	46	2
Ameritas Life Insurance Corporation of NY	3	0
Auto Club Life Insurance Company	0	0
Auto-Owners Life Insurance Company	18	1
Christian Fidelity Life Insurance Company	10	0
CICA Life Insurance Company of America	4	0
Cigna National Health Insurance Company	1	0
Columbian Life Insurance Company	15	1
Combined Life Insurance Company of New York	3	0
Continental Life Insurance Company of Brentwood, TN	35	1
Cotton States Life Insurance Company	3	0
Encova Life Insurance Company (FKA Motorist Life)	9	0
Erie Family Life Insurance Company	19	1
Farm Bureau Life Insurance Company	65	2
Federated Life Insurance Company	2	0
First Unum Life Insurance Company	31	1
Fortitude US Reins Co (fka Rx Life)	7	0
Freedom Life Insurance Company of America	57	2
Genworth Life Insurance Company of New York	9	0
GPM Health and Life Insurance Company	16	1
Grange Life Ins Co	8	0
Great Western Insurance Company	31	1
Guaranty Income Life Insurance Company	1	0
Harleysville Life Insurance Company	0	0
Illinois Mutual Life Insurance Company	19	1
Monarch Life Insurance Company	15	0
Mutual Savings Life Insurance Company	2	0
Nassau Life Ins Co of Kansas	6	0
Old American Insurance Company	9	0

Non-Admitted Companies*	Prem	3.7% Tax
Omaha Supplemental Ins Co	2	0
Pekin Life Insurance Company	20	1
Pioneer Mutual Life Insurance Company	11	0
PMI Mortgage Insurance Company	27	1
Professional Insurance Company	1	0
Puritan Life Insurance Company of America	1	0
Republic Mortgage Insurance Company	8	0
Sagicor Life Insurance Company	11	0
Security Plan Life Insurance Company	1	0
Senor Health Insurance Co of PA	19	1
Shelter Life Insurance Company	22	1
Southern Guaranty Insurance Company	4	0
Standard Life & Cas Ins Co	2	0
Standard Life Insurance Company of New York	5	0
State Farm Life & Accident Assurance Company	28	1
The Western and Southern Life Insurance Co	87	3
United Farm Family Life Insurance Company	20	1
United Home Life Insurance Company	5	0
United Insurance Company of America	1	0
United Life Ins Co	24	1
United National Life Insurance Company of America	7	0
Unity Financial Life Insurance Company	2	0
Universal Guaranty Life Insurance Company	0	0
Upstream Life Insurance Company	2	0
USAA Life Insurance Company of New York	20	1
William Penn Life Insurance Company of New York	8	0
<b>Total</b>	<b>805</b>	<b>29</b>

\*Reported by companies

# ALASKA INSURANCE GUARANTY ASSOCIATION CY 2021

## All Insolvencies by Statutory Account - Combined Balance Sheet Information

December 31, 2021	Auto	Workers' Comp	Other	Administrative	Total
<b>Assets</b>					
Cash and cash equivalents	143,434	5,686,381	1,057,406	-	6,887,221
Investments	720,402	28,559,915	5,310,837	-	34,591,154
Assessments receivable	-	-	-	-	-
Interest receivable	405	16,056	2,986	-	19,447
<b>Total assets</b>	<b>864,241</b>	<b>34,262,352</b>	<b>6,371,229</b>	<b>-</b>	<b>41,497,822</b>
<b>Liabilities And Members' Equity (Deficit)</b>					
Accounts payable	-	52,191	-	-	52,191
Reserve for claims and claim adjustment expenses	-	19,813,249	1,570,469	59,500	21,443,218
Members' equity (deficit)	864,241	14,396,912	4,800,760	(59,500)	20,002,413
<b>Total liabilities and members' equity</b>	<b>864,241</b>	<b>34,262,352</b>	<b>6,371,229</b>	<b>-</b>	<b>41,497,822</b>
<b>Combining Schedule of Changes in Members' Equity (Deficit)</b>					
Assessments	-	90,490	-	1,500	91,990
Distributions from liquidators	20,951	390,420	190,075	24,291	625,737
Investment income (loss)	6,042	239,516	44,539	-	290,097
<b>Total</b>	<b>26,993</b>	<b>720,426</b>	<b>234,614</b>	<b>25,791</b>	<b>1,007,824</b>
Change in claims and claim adjustment expense reserves	-	(790,821)	(82,580)	26,849	(846,552)
Claims paid	-	1,260,387	4,266	-	1,260,387
Assessment refunds	-	81,739	152,193	-	233,932
Claim adjustment expenses paid	-	308,626	-	-	308,626
Administrative expenses	-	204,685	9,746	155,483	369,914
Allocation of administration costs	(7,086)	111,143	25,635	(129,692)	-
<b>Total</b>	<b>(7,086)</b>	<b>1,175,759</b>	<b>104,994</b>	<b>52,640</b>	<b>1,326,307</b>
Members' equity (deficit) change during year	34,079	(455,333)	129,620	(26,849)	(318,483)
Members' equity (deficit) beginning of year	830,162	14,852,245	4,671,140	(32,651)	20,320,896
Members' equity (deficit) end of year	864,241	14,396,912	4,800,760	(59,500)	20,002,413

## ALASKA INSURANCE GUARANTY ASSOCIATION

### Balance Sheets

December 31	2021	2020
<b>Assets</b>		
Cash and cash equivalents	\$6,887,221	4,007,949
Assessments receivable	—	—
Investments	\$34,591,154	38,566,318
Interest receivable	\$19,447	62,514
Total assets	41,497,822	42,636,781
<b>Liabilities and Members' Equity (Deficit)</b>		
Accounts payable	\$52,191	26,115
Reserve for claims and claim adjustment expenses	\$21,443,218	22,289,770
Members' equity (deficit)	—	—
Total liabilities and members' equity	21,495,409	22,315,885
<b>Statements of Activities</b>		
Assessments	91,990	594,707
Distributions from liquidators	625,737	95,697
Investment income (loss)	290,097	915,953
Total	1,007,824	1,606,357
Change in claims and claim adjustment expense reserves	(846,552)	(1,347,062)
Claims paid	1,260,387	1,738,606
Assessment refunds	233,932	224,689
Claim adjustment expenses paid	308,626	1,093,845
Administrative expenses	369,914	393,136
Total	1,326,307	2,103,214
Net change in members' equity (deficit) during the year	(318,483)	(496,857)
Members' equity (deficit) beginning of year	20,320,896	20,817,753
Members' equity (deficit) end of year	\$20,002,413	20,320,896

### Statements of Cash Flows

December 31	2021	2020
<b>Cash Flows from Operating Activities</b>		
Net change in members' equity (deficit)	(318,483)	(496,857)
Adjustments to reconcile net change in members' equity (deficit) to net cash provided by (used in) operating activities:		
Unrealized (gain) loss on investments	338,579	(224,872)
Changes in assets and liabilities that provided (used) cash:		
Assessments receivable	—	—
Interest receivable	43,067	47,531
Accounts payable	26,076	(2,367)
Reserves for claims and claim adjustment expense	(846,552)	(1,347,062)
Net cash provided by operating activities	(757,313)	(2,023,627)
<b>Cash Flows from Investing Activities</b>		
Purchases of investments	(15,544,415)	(21,624,875)
Maturities of investments	19,181,000	22,582,000
Sales of investments	—	—
Net cash (used in) investing activities	3,636,585	957,125
Increase (Decrease) in cash and cash equivalents	2,879,272	(1,066,502)
Cash and cash equivalents, beginning of year	4,007,949	5,074,451
Cash and cash equivalents, end of year	6,887,221	4,007,949

# ALASKA LIFE AND HEALTH INSURANCE GUARANTY ASSOCIATION CY 2021

## Statement of Revenue Collected and Expenses Paid and Changes in Fund Balances

For the Year ended December 31, 2020

	Administrative Fund	Insolvency Fund	Total
<b>Revenues</b>			
Class A assessments received	\$401,600	–	\$401,600
Class B assessments received	–	–	–
Funds received from liquidators	–	–	\$35
Interest income	\$35	–	–
<b>Total revenue collected</b>	<b>\$401,635</b>	<b>–</b>	<b>\$401,635</b>
<b>Expenses</b>			
NOLHGA dues and assessments	\$48,461	\$1,402	\$49,863
Executive Director fee	\$93,680	\$1,820	\$95,500
Accounting fees	\$15,249	–	\$15,249
Auditing fees	\$13,000	–	\$13,000
Travel	–	–	–
Annual meeting expenses	\$4,480	–	\$4,480
Zak assessment database	\$6,069	–	\$6,069
General and administrative expenses	–	–	–
<b>Total expenses paid</b>	<b>\$180,939</b>	<b>\$3,222</b>	<b>\$184,161</b>
<b>Excess (deficit) of revenue collected over expenses paid</b>	<b>\$220,696</b>	<b>(\$3,217)</b>	<b>\$217,479</b>
Fund balances, beginning of year (audited balance of \$529,382, adjusted for \$34,993 of amounts related to accrual items to convert to modified cash basis)	\$73,723	\$559,170	\$632,893
<b>Fund balances, end of year</b>	<b>\$294,419</b>	<b>\$555,953</b>	<b>\$850,372</b>

### Basis of Presentation

The Association prepares its financial statements on the modified cash basis of accounting (the accrual basis of accounting was utilized in years prior to 2017).

Under this basis, most revenues are recognized when collected rather than when earned, and expenditures are recognized when paid rather than when incurred. Consequently, some items such as investment income receivable and amounts payable for services to the Association are not presented in the financial statements.



## RISK RETENTION GROUPS CY 2021\*\* (\$000)

NAIC#	DOM	Group Name	Prem*
12934	VT	Academic Medical Professionals Insurance Risk Retention Group, LLC	0
13677	VT	Affiliates Insurance Reciprocal A Risk Retention Group	9
10023	VT	Alliance of Nonprofits for Ins RRG	0
11710	AZ	Allied Professionals Insurance Company RRG	46
10232	VT	American Assoc of Orthodontists RRG	25
12300	TX	American Contractors Insurance Co RRG	0
10903	VT	American Excess Insurance Exchange RRG	0
11590	VT	American Forest Casualty Company RRG	76
11598	AZ	Applied Medico-Legal Solutions Risk Retention Group Inc	7
13177	NV	Arcoa Risk Retention Group, Inc	58
13580	KY	Arise Boiler Inspection And Insurance Company RRG	6
15445	VT	Attorneys Liability Assurance Society LTD, A Risk Retention Group	257
44504	HI	California Healthcare Insurance Company, Inc. A Risk Retention Group	1,016
12373	DC	Caring Communities A Reciprocal Risk Retention Group	0
11839	DC	Circle Star Insurance Company, A Risk Retention Group	0
12172	VT	Claim Professionals Liability Insurance Company RRG	17
13613	VT	College Risk Retention Group	37
11798	VT	Continuing Care Risk Retention Group, Inc	0
14906	DC	Copic, A Risk Retention Group	0
15947	NC	County Hall Insurance Company, Inc, A Risk Retention Group	0
14160	DC	Coverys RRG, Inc.	0
10164	VT	CPA Mutual Insurance Co of America Rrg	1
13720	MT	Crossfit Risk Retention Group Incorporated	17
15928	SC	Dan Risk Retention Group, Inc	8
14163	VT	Emergency Capital Mgmt LLC A RRG	8
12003	NV	Emergency Medicine Professional Assurance Company Risk Retention Group	0
10842	VT	Franklin Cas Ins Co RRG	7
11145	NV	Golden Insurance Company RRG	2
11941	VT	Green Hills Insurance Company, A Risk Retention Group	0
11832	DC	Health Care Industry Liability Reciprocal Ins Co, A Risk Retention Group	27
15211	DC	Lone Star Alliance, Inc. A Risk Retention Group	32
17034	SC	Long Iron Ins RRG Inc	0
15738	VT	Medchoice RRG Inc	73
13589	DC	Medpro RRG Risk Retention Group	169
44237	VT	Mental Health Risk Retention Group, Inc	210
14062	DC	MMIC Risk Retention Group, Inc	0

NAIC#	DOM	Group Name	Prem*
16700	AL	Motor Transport Mutual Risk Retention Group, Inc	0
26257	HI	Mutual Risk Retention Group Inc	0
14366	DC	NASW Risk Retention Group, Inc	50
36072	HI	National Guardian RRG Inc	0
14130	VT	NCMIC Risk Retention Group, Inc	0
44121	IL	OMS National Insurance Company RRG	185
10353	VT	OOIDA Risk Retention Group Inc	0
44105	VT	Ophthalmic Mutual Insurance Company RRG	0
11973	VT	PCH Mutual Insurnce Company Inc A Risk Retention Group	300
44083	MO	Preferred Physicians Medical RRG Inc	25
12209	VT	Restoration Risk Retention Group Inc	0
15744	SC	Romulus Risk Insurance Risk Retention Group, Inc	0
16902	SC	Security Cas RRG Inc	0
10754	AL	Spirit Mountain Insurance Company Risk Retention Group	37
11114	SC	St. Charles Insurance Company RRG	0
10476	VT	Stico Mutual Insurance Company RRG	256
17046	AL	Technology Transportation Mut RRG Ins	0
10113	VT	Terra Insurance Company (A Risk Retn Grp)	648
14395	VT	Terrafirma Risk Retention Group LLC	7
14347	DC	The Doctors Company Risk Retention Group, A Reciprocal Exchange	0
11153	SC	Titan Insurance Company, Inc.a Risk Retention Group	0
10020	VT	United Educators Insurance A Reciprocal Risk Retention Group	710
16639	SC	Vanderbilt Insurance Company, A Risk Retention Group	0
15956	SC	Velocity Insurance Company, A Risk Retention Group	0
40940	CO	Western Pacific Mutual Ins Co (A Rrg)	0
TOTAL			4,325

CAUTION: Risk Retention Groups are not subject to the Alaska Insurance Guaranty Association Act and federal law partially preempts them from certain Alaska insurance regulatory authority. Therefore, extreme caution should be exercised when considering a Risk Retention Group as an insurer.

\*Premiums under \$500 are rounded to zero.

\*\*In compliance with 3AAC 24.010 -.290.

## AIR AMBULANCE SERVICE PROVIDERS

DOM	Company Name
DE	Guardian Flight, LLC
AK	LifeMed Alaska, LLC
WA	University of Washington

## PURCHASING GROUPS CY 2021

Company Name	AK ID	Company Name	AK ID	Company Name	AK ID
123CPL	84275764	Big I Risk Purchasing Group, LLC	84275779	Harp, Inc.	84275838
Adults & Childrens Risk Purchasing Group, Inc.	84275084	Booking.com Risk Purchasing Group LLC	512338404	Health Care Professions Purchasing Group Association	84275019
Agents Professional Liability Service Organization	84275318	Chemical Society Risk Purchasing Group	84276027	Healthcare Professionals Purchasing Group, LLC	84276073
Alaska Independent Insurance Agents & Brokers Inc.	84275072	Chirofutures Inc. RPG	84275709	Healthcare Professionals RPG Inc.	84274882
Aliverisk RPG, Inc.	84275879	Clearwater Transportation Insurance Program	84275453	Healthcare Providers Service Organization	84275032
Alliance of Event Planners & Vendors, Inc.	84275776	Coalition Of Restaurants And Fine Dining Establishments, Inc.	84276077	Horsemen of North America Safety Control Purchasing Group	84275035
Alliance of Nonprofits, Inc.	84275775	College And University Scholastic Excess RPG, LLC	84275976	Hospitality & Entertainment Trade Alliance RPG	509474276
Allied Healthcare Providers Association RPG	84275692	College Risk Purchasing Group, Inc.	84275639	Hudson Healthcare Purchasing Group	84275869
American Acupuncture Council PG	84274996	Combined Real Estate Purchasing Enterprise, Inc.	84275580	Hudson Transportation Purchasing Group	84275735
American Advantage Purchasing Group	84276023	Commercial for Hire Transportation PG	84275281	Human and Social Services Risk Purchasing Group, LLC	510196119
American Association Of Advertising Agencies Inc.	84274997	Community Associations PG Inc.	84275248	Identity Crime Prevention, Inc.	84275905
American Health Care Professions Purchasing Group Association	84275021	Coop RPG, Inc.	84276136	I-Elite Risk Purchasing Group LLC	84276038
American Massage Council Insurance Buying Group Inc.	84275034	Cosmetic Risk Purchasing Group, Inc.	84276028	IG Inc.	84275036
American Medical Professional Alliance Inc.	84275000	Cultural & Historical Institutions PG, Inc.	84275578	Insurance Plus Risk Purchasing Group, LLC	84275767
American Ports Insurance Program RPG	84275544	Design Professionals Association Risk Purchasing Group Inc.	84275016	Integrated Risk Facilities, Inc.	84275397
American Real Estate PG, Inc.	84276075	Designpro Purchasing Group	84275302	International Entertainment & Sports RPG	84276087
American Society of Health System Pharmacists Risk PG	84275020	Distinguished Properties Associates Inc.	84274874	IPHFHA Risk Purchasing Group	84275743
American Specialty Sports & Entertainment PG	84275437	Distinguished Properties Umbrella Managers Inc.	84274877	IRF Construction Group Inc.	84274951
American Tax Preparers Purchasing Group	84275593	DT Preferred Group, LLC	84275677	IRF Hospitality Group Inc.	84274950
ANA SNA Purchasing Group Association	84275022	Education Support Purchasing Group	84275669	IRF Manufacturing Group Inc.	84274948
AON Professional Services Risk Purchasing Group	84275534	Educators Liability Insurance Purchasing Group of Missouri	84276034	IRF Real Estate Operations Group Inc.	84274949
Arthur J Gallagher Financial Services Professional Risk Purchasing Group, LLC	84275826	Employment Practices Risk Management Association RPG	84275908	IRF Restaurant Group Inc.	84274947
Arthur J. Gallagher Real Estate RPG, LLC	84275952	ERS Risk Purchasing Group Association Inc.	84275295	IRF Retail Group Inc.	84274946
Artisan Contractors RPG	84276059	Esellers RPG, Inc.	515214163	IRF Service Group Inc.	84274945
Association of Public And Private Educators	84275005	Family Entertainment Centers Safety Assoc Inc.	84275327	IRF Wholesale Group Inc.	84274941
Association Resource Group PG	84275531	Financial Solutions Risk Purchasing Group	84276100	Lawyers Protector Plan Purchasing Group	84275438
Associations and Professionals General Liability PG	84275006	Fire Sprinkler RPG, Inc.	84275740	Little League Baseball Risk Purchasing Group Inc.	84275023
Athletic Alliance Risk Purchasing Group	84275008	First Indemnity PG, Inc.	84275399	Medical Professionals Program PG	84275326
Attorneys' Advantage Risk Purchasing Group	84275811	Fitness and Wellness Purchasing Group	84274860	Medpro Provider Solutions, Inc.	84275874
Automotive Insurance Purchasing Group	84275847	Fleet Assurance Purchasing Group	84275698	Mercer Financial Services Professional RPG	84275532
Avma Professional Liability Insurance Trust Purchasing Group	84275009	Fraternal and Service Organizations Risk Purchasing Group	84276096	Metropolitan Commercial Real Estate Assoc., Inc.	84275607
B&B Fitness PG, Inc.	84276085	GPG Tenants Purchasing Group	84275959	Motors Insurance Purchasing Group Inc.	84275042
Beauty Health & Trade Alliance	84275584	Great American Cities Purchasing Group Inc.	84275174	National Association of Broadcasters Risk PG	84275050
Behavioral Health Purchasing Group	84275535	Habitat for Humanity Purchasing Group Inc.	84275061	National Association of Independent Healthcare Professionals	84275052
				National Association of Insurance and Financial Advisors	84275049

## PURCHASING GROUPS CY 2021

Company Name	AK ID	Company Name	AK ID	Company Name	AK ID
National Association of Salaried Professionals PG Inc.	84275046	Paramount Real Estate Group, Inc	84275442	SIG Sports, Leisure and Entertainment Risk Purchasing Group LLC	84275941
National Automobile Dealers PG, Inc.	84275579	Paramount Retail Group, Inc.	84275898	Solidarity Purchasing Group	84275503
National Automotive Coalition, Inc.	84275720	Paramount Service Group, Inc.	84275897	Southwest Real Estate Purchasing Group Inc	84275201
National Automotive RPG, LLC	511279899	Park Hill Risk Purchasing Group, Inc.	84276150	Special Event Liability Group Insurance Trust	84275188
National Chiropractic Council	84274942	Policeshield360, Inc.	84276093	Special Markets Purchasing Group, Inc.	84276033
National Event Providers Association	84275618	Preferred Delivery RPG, Inc.	84275799	Specified Clubs of the American Relay League PG	84276002
National Home Inspectors Risk Purchasing Group	84276104	Preferred Motor Sports Risk Purchasing Group	84275822	Sports & Fitness Ins P G Association	84275322
National Hospitality Risk Purchasing Group	84276098	Preferred Professional Purchasing Group	84275068	Sports and Recreation Providers Association	84275260
National Legal Aid & Defender Association	84275053	Preferred Property Program, Inc.	84275474	Sports Club Families of America RPG, LLC	510927871
National Newspaper Association	84275076	Premier Hospitality Insurance Group, Inc.	84275840	Spot Excess Purchasing Group, Inc.	84276146
National Photographers Risk Purchasing Group	84276095	Primary Real Estate Insurance Management Enterprise, Inc.	84275845	Starr Wright Risk Purchasing Group, LLC	84275963
National Professional Purchasing Group Association Inc	84275102	Professional Agents Risk Purchasing Group, Inc.	84276081	Strategic Hub International Excess Liability Defender Inc.	84276091
National Programs Purchasing Group	84275065	Professional Auditors, Consultants & Engineers RPG	84275982	T V and Radio Purchasing Group Inc.	84275075
National Real Estate Purchasing Group, Inc.	84275965	Professional Counselors Purchasing Group Inc.	84275106	TMS-CBS RPG, LLC	84275745
National Restaurant Owners PG Inc.	84275417	Professional Industry Purchasing Group	84275891	Transportation Owner Operators RPG	84276066
National Retail Safety Association Inc.	84275901	Professional Services Purchasing Group	84276159	Travel Agents Risk Purchasing Group, Inc.	84276162
National Small Business PG, Inc.	84276045	Promotion, Event and Prize Purchasing Group	84275780	Trust for Insuring Educators Purchasing Group Trust PG	84275131
National Society of Dental Practitioners Inc.	84275276	PSIC RPG Association	84274879	Ullico Organized Labor Protection Group LLC	84275787
Nationwide Agents Risk Purchasing Group, Inc.	511723681	Psychologists Purchasing Group Association	84275124	Venture Hospitality, Inc.	84275538
NCMIC Diversified Health RPG Association	84274880	Real Estate Agents and Brokers Risk Purchasing Group	509478350	Volunteers Insurance Service Association Inc.	84274873
New York Life Agents Purchasing Group	84275374	The Real Estate Services Purchasing Association	84275678	WBC Risk Purchasing Group, Inc.	84275762
Next Wave Purchasing Group One, LLC	517032307	Recreation And Amateur Sports Risk Management Association	84276053	Wcpp Purchasing Group, Inc.	84275511
Nonprofit Community Organization Risk Purchasing Group	513585014	Renters Legal Liability Risk Purchasing Group, Inc.	84275839	Wellness and Beauty Association RPG	84275700
Nonprofit Insurance Risk Purchasing Group, LLC	84276125	Ryan Hospitality RPG	84276161	Wellness Insurance Network Risk Purchasing Group, LLC	517453214
Non-Profit Service Organization	84274898	Safety Merchants & Retail Tenants Umbrella, Inc.	84275929	Wellnesspro Purchasing Group	84275803
Norman-Spencer Real Estate Risk Purchasing Group, Inc.	84275786	Scholastic First Risk Purchasing Group, LLC	84275991	Wells Fargo Advisors Financial Network PG	84275440
North American Data Security RPG	84275958	School Support Purchasing Group	84275483	Willis Towers Watson Risk Purchasing Group, Inc.	84275878
North American Kiosk RPG, Inc.	84275846	Security America RPG LLC	84275955	Worldwide Outfitters & Guides Association Inc	84275273
Northpoint Data Security RPG, LLC	515918086	Select Communities Risk Purchasing Group, LLC	84276065		
Orion Health IP2 RPG LLC	509732685	Select Hospitality Insurance Group, Inc.	84275841		
Orion Health RPG LLC	510227279	SF Risk Management Group, LLC	84275506		
Outdoor & Recreational Insurance Program	84275187	Shahinian RPG, Inc.	84275708		
Outdoor Solutions Risk Purchasing Group	84276094	Shel Risk Purchasing Group Association	84276056		
Paramount Construction Group, Inc.	84275900	Showstoppers(TM) Purchasing Group	84275467		
Paramount Manufacturing Group, Inc.	84275899				

The Alaska Division of Insurance provides information for consumers on a variety of insurance topics at:  
[Insurance.Alaska.Gov](http://Insurance.Alaska.Gov)

You can also find the following publications on our website or contact us for a copy.

**Natural Disasters**

[Post-Disaster Claims Guide](#)

**Health**

[Medicare Supplement Insurance \(MEDIGAP\) Rate Guide](#)

**Auto**

[Automobile Insurance Guide](#)

**Home**

[Homeowners Insurance Guide](#)

**Credits**

[Insurance Credit Scoring in Alaska](#)

[Insurance Score Models](#)

[Understanding How Insurers Use Credit Information](#)

[What Alaskans Need to Know About Credit Use](#)

**ADA Statement**

The State of Alaska, Department of Commerce, Community, and Economic Development, Division of Insurance, complies with Title II of the Americans with Disabilities Act of 1990. Upon request, this report will be made available in large print or other accessible formats. Please direct requests for alternative formats to 907-465-2596 or, for TTY/TDD, call 711 or (800) 770-8973. E-mail requests can be sent to [insurance@alaska.gov](mailto:insurance@alaska.gov).

