



2023 Annual Report · Alaska Division of Insurance

FROM THE DIRECTOR

The Honorable Mike Dunleavy, Governor of the State of Alaska
Julie Sande, Commissioner of the Department of Commerce, Community, and Economic Development
Members of the Alaska State Legislature

In accordance with AS 21.06.110, it gives me great pride to present the 85th annual report of the Division of Insurance. This report covers activity from calendar years 2022-2023 and fiscal year 2023, which ended on June 30, 2023.

The mission of the Division of Insurance is to regulate the insurance industry to protect Alaskan consumers. We take our charge seriously and strive to provide a state-based regulatory framework that is both protective of our consumers and responsive to national and international trends. The division's experienced and knowledgeable staff enforces the consumer protections provided under Title 21. The staff is also committed to nurturing a strong and competitive market to provide a full spectrum of insurance products.

The division continues to benefit from a partial telework schedule for our employees. We continue to recruit for vacant positions, but like other employers in Alaska, we are faced with a lack of qualified applicants. This doesn't stop the statutory duties of the division, and we must rely on contactors more, in particular for actuarial support.

The cost and quality of health care remains a high priority for the division. We are completing year one of our five year extension on our existing 1332 Innovation Waiver, with the Alaska Reinsurance Program continuing to help contain costs in the individual and small group markets. Due to staff vacancies, our work on our federal grant to review essential health benefits was delayed, but our contractor is off and running. We believe this process will help the division to modify essential health benefits in individual and small group insurance plans to better suit Alaskans' needs and lead to healthier Alaskans.

The Health Payment and Utilization Database (HPUD) will be publicly available in 2024. Data will continue to be periodically added which will include Medicaid, Medicare, some private insurers, and AlaskaCare.

As the Director, I've represented Alaska nationally and internationally through involvement with the National Association of Insurance Commissioners (NAIC), protecting the state-based regulatory framework for insurance, and ensuring the federal government does not overstep into our regulatory authority.

Cover Image:

Tahku is the name given to the life-size bronze sculpture of a breaching humpback whale rising amidst waterworks from an infinity pool located on Juneau's waterfront. It commemorates the 50th anniversary of Alaska statehood.

As there has been a societal shift in the past decade towards Environmental Social Governance (ESG) policies, the division has been in the precarious situation of supporting a transition to renewable energy while fiercely protecting underwriting for a hallmark of Alaska's economy: natural resource development. With insurers having to comply with international regulators looking to cease underwriting of resource development projects, many insurers are only able to write certain resource development projects, often excluding oil, gas, and coal.

I stand committed to protecting Alaska's natural resource development as we shift toward the development of renewable resources. This shift is also why I am proud to be the co-chair of the NAIC Climate and Resiliency Task Force. This position allows me to speak about Alaska's needs on a national and international level.

It is important for the division to support resiliency efforts in Alaskan communities. This year, more Alaskans faced recovery from catastrophic weather events, and some of our friends and neighbors lost their lives. We saw continued clean up and recovery from atmospheric rivers, windstorms, landslides, and severe flooding that still leaves a lingering impact on many communities.

We are continually grateful for the support we receive from the legislature and the administration. We pledge to never forget those we serve or our reason for existing: to protect the consumers of Alaska.

Respectfully submitted,



Lori Wing-Heier
Director

Alaska Division of Insurance Organization Chart

Financial Reports and Audits enforces statutes and regulations on tax and surplus lines; collects premium tax revenue for the state; conducts premium tax audits of surplus lines broker licensees; and proposes necessary changes to statutes and regulations for a healthy marketplace and protection of the public.

Consumer Services investigates consumer inquiries and complaints against insurance companies and producers to help ensure fair treatment to policyholders.

Investigations investigates fraudulent insurance activity and operation without a license or certificate of authority; liaises with federal, state, and municipal law enforcement agencies.

Licensing administers the licensing and continuing education requirements for all persons seeking insurance licensure in Alaska.

Administration establishes division policies and procedures; directs and supports activities of the division.

Governor

Commissioner

Deputy Commissioner

Director

Deputy Director

Actuarial/Filings provides information and analysis on all types of insurance to other sections; ensures that policy language accurately reflects benefits; ensures that rates are not excessive, inadequate, or unfairly discriminatory; and ensures that forms are not deceptive or misleading.

Market Regulation monitors all regulated entities in the Alaska insurance market for compliance with Alaska laws and regulations, using targeted examinations or market analysis.

Actuaries assist in monitoring insurers' solvency and compliance with Alaska laws; conduct insurer examinations; and collect and analyze data to develop more effective insurance regulation.

Financial Examinations enforces financial-solvency-related statutes and regulations; conducts company and agency financial analyses and examinations; issues certificates of authority to domestic insurers and companies admitted to do business in Alaska; reviews purchasing group applications; reviews certificate of authority amendments; and recommends appropriate regulatory actions against violators of Alaska insurance laws and regulations.

Financial Reports and Audits

Consumer Services

Investigations

Licensing

Property and Casualty

Life and Health

Administration

Financial Examinations

ANNUAL REPORT 2023

REVENUE

Revenue, Appropriations, Expenditures 5
Total Premiums Written 5
Premiums by Line 5
Premium Tax Rates 6
Tax Credits Claimed 6

ADMINISTRATIVE

Bulletins 8
Regulatory Orders 8
Financial Examinations 8
Legislation 8
Disciplinary Orders 8

CONSUMER COMPLAINTS AND INVESTIGATIONS

Consumer Complaints 10
Complaint Reasons 10
Complaints by Line 10
Complaint Cases by Year 10
Companies with Five or More Complaints 11
Complaint Outcomes 11
Investigations 11
External Healthcare Review Determinations 11

ACTUARIAL

Rates and Forms 13
Advisory Organizations 13
Rating and Joint Underwriting Organizations 14
Alaska Automobile Plan 15
Workers' Compensation Assigned Risk Plan 16

PRODUCER LICENSING

Licensing Statistics by Class 18
Resident Licensing Examinations 19

COMPANY CERTIFICATE OF AUTHORITY

Admitted by Type 20
New Admitted Insurers 20
Domestic Insurers 20
Authority Amendments 21
Suspension and Revocation Orders 21
Redomestications 21
Mergers and Surrenders 21
Name Changes 22

LIFE INSURERS

Recap 23
Admitted Companies 24-28
Life Market Share 29
Annuity Market Share 30
Total Business 31-39

HEALTH INSURERS

Recap 41
Claims Survey 41
Individual 42
Group 43
Admitted Companies 44
Market Share by Category 45
Market Share Totals 46
Total Business 47-51

PROPERTY/CASUALTY INSURERS

Recap 53
Admitted Companies 54-61
Market Share 62-72
Total Business 73-80

TITLE COMPANIES 80

SURPLUS LINES, UNAUTHORIZED, NONADMITTED

Surplus Lines Premiums 82
Premium Tax Audits 82
Unauthorized and Independently Procured Premiums and Taxes 83
Non-Admitted Premiums and Taxes 84

GUARANTY ASSOCIATIONS

Alaska Insurance Guaranty Association 85-86
Alaska Life and Health Insurance Guaranty Association 87

RISK RETENTION GROUPS 88

AIR AMBULANCE SERVICE PROVIDERS 88

PURCHASING GROUPS 89-90

CONSUMER INFORMATION 91

CONTACT THE DIVISION OF INSURANCE 91

REVENUE, APPROPRIATION, AND EXPENDITURE

FISCAL YEAR	2019	2020	2021	2022	2023
Fees	\$13,268,472	\$13,053,354	\$13,360,980	\$13,704,204	\$18,496,531***
Taxes & Penalties*	\$77,779,508	\$63,929,361	\$60,146,453	\$66,905,136	\$67,944,976
Total Revenue	\$91,047,980**	\$76,982,715	\$73,507,432	\$80,609,340	\$86,441,507
Appropriation	\$7,148,000	\$7,307,800	\$7,275,800	\$7,604,600	\$8,992,700
Expenditure	\$6,623,880	\$6,867,825	\$6,502,268	\$6,644,658	\$7,657,410

*Includes Workers' Compensation tax transferred to Dept. of Labor.

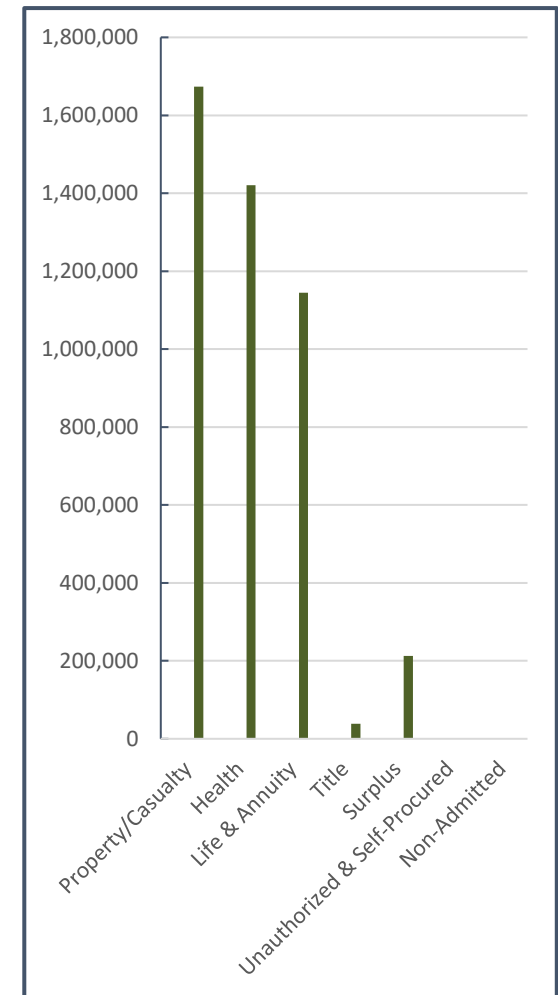
**Includes a onetime settlement of \$16,550,000.

***Includes a higher than normal retaliatory payment from one insurance company

TOTAL PREMIUMS WRITTEN (\$000)

CALENDAR YEAR	2018	2019	2020	2021	2022
Property/Casualty includes Risk Retention Groups and Automobile Service Corporations	\$1,492,544	\$1,529,322	\$1,518,918	\$1,550,504	\$1,674,241
Health includes Hospital and Medical Service Corporations, Fraternal, Life, and Property & Casualty	\$1,263,607	\$1,268,918	\$1,292,804	\$1,336,393	\$1,421,188
Life & Annuity includes Fraternal	\$849,575	\$905,176	\$791,932	\$960,974	\$1,144,499
Title	\$28,280	\$30,549	\$45,469	\$53,760	\$38,433
Surplus includes Wet Marine	\$137,708	\$148,837	\$172,849	\$202,053	\$212,756
Unauthorized & Self-Procured Direct Placement	\$1,409	\$1,867	\$759	\$700	\$1,154
Non-Admitted	\$681	\$782	\$775	\$805	\$793
Total	\$3,773,804	\$3,885,450	\$3,823,506	\$4,105,189	\$4,493,064

CY 2022 PREMIUMS BY LINE



PREMIUM TAX RATES

ADMITTED	%
Domestic and Foreign Life, Health, Property/Casualty, and Risk Retention Groups except Wet Marine and Transportation (Total direct premiums less dividends/returns)	2.70
Individual Life (Premium up to \$100,000) (Premium in excess of \$100,000)	2.70 0.08
Hospital and Medical Service Corporations (Gross premiums less claims paid)	6.00
Wet Marine and Transportation (Gross underwriting profit)	0.75
Automobile Service Corporations (Total direct premiums less dividends/returns)	2.70
Title (Gross premium)	1.00
Multiple Employer Welfare Arrangements (Total contributions less excess of loss and pass through premiums)	2.70

SURPLUS LINES

Property/Casualty except Wet Marine and Transportation (Gross premiums less returned premiums)	2.70
Wet Marine and Transportation (Gross premiums)	0.75
Filing Fee for all Surplus Lines Transactions (Gross premiums less returned premiums)	1.00

UNAUTHORIZED AND INDEPENDENTLY PROCURED

Wet Marine and Transportation (Gross premiums)	0.75
All Other Lines (Gross premiums)	3.70

TAX CREDITS CLAIMED CY 2022

	CONTRIBUTION	CREDIT CLAIMED
Education AS 21.96.070	\$0	\$0
Film AS 43.98.030(C)	N/A	\$137,656

LATE PAYMENT FEE

Late fees are assessed at \$50 per month + 5% of the tax due per month or part of a month, up to a maximum of \$250 + 25% of the tax due and interest of 1% per month or part of a month.

If payment is not received by the Automated Clearing House payment method through OPTins, a penalty of 25% of the tax due is assessed, with a minimum of \$100 and maximum of \$2,000.

ADMINISTRATIVE

Bulletins 8

Regulatory Orders 8

Financial Examinations 8

Legislation 8

Disciplinary Orders 8

BULLETINS FY 2023

B22-05	Eligible Surplus Lines Insurers in the State of Alaska
B22-06	Fair Treatment to Consumers Following the 2022 Storm Impacting the West Coast of Alaska
B22-07	Recent Changes to 3 AAC 23.208(9), 3 AAC 26.770, 3 AAC 26.775, 3 AAC 26.778, for Continuing Education Requirements and Disclosures for Annuity Transactions
B23-01	Annual Survey on Health Insurance
B23-03	Insurer Responsibilities for Third Party Liability in Medicaid
B23-04	Title Producer License Requirements

REGULATORY ORDERS FY 2023

R22-04	Approval of the 2023 Workers' Compensation Loss Cost Filing and Assigned Risk Rate Filing
R23-01	The Federal Public Health Emergency and Medicare Supplement Guaranteed Issue Eligibility

FINANCIAL EXAMS FY 2023

Exam #	Company Name	Exam Call	Public Report
FE 22-01	Umialik Insurance Company	02/18/2022	06/16/23
FE 22-02	Moda Assurance Company	08/02/2022	06/15/23

LEGISLATION PASSED IN CY 2022

HB 145	Relating to the practice of pharmacy
---------------	--------------------------------------

DISCIPLINARY ORDERS FY 2023

D22-06	YOLO Insurance, Inc (Stipulated Agreement and Order)
D22-07	Empathy Claims, Inc (Stipulated Agreement and Order)
D22-08	Hotchkiss Insurance Agency, LLC (Stipulated Agreement and Order)
D22-09	United Car Care Inc (Stipulated Agreement and Order)
D22-10	CBIZ Insurance Services, Inc (Stipulated Agreement and Order)
D22-11	Employers Compensation Insurance Company (Summary Adjudication)
D22-12	Alliant Insurance Services Houston, LLC (Stipulated Agreement and Order)
D22-13	Nation Motor Club, LLC (Stipulated Agreement and Order)
D22-14	Berger Briggs Insurance & Risk Solutions, Inc (Stipulated Agreement and Order)
D22-15	McArthur Insurance Agency, Inc (Stipulated Agreement and Order)
D22-16	OTM INS Specialists, LLC (Stipulated Agreement and Order)
D22-17	Edward Jacobs & Company Insurance Brokers, Inc (Stipulated Agreement and Order)
D22-18	Lockton Affinity, LLC (Stipulated Agreement and Order)
D22-19	Todd Loehnert (Stipulated Agreement and Order)
D23-01	Marsh USA Inc (Stipulated Agreement and Order)
D23-02	Berkshire Hathaway Homestate Insurance Company (Stipulated Agreement and Order)
D23-03	Marsh & McLennan Agency, LLC (Stipulated Agreement and Order)
D23-04	Risk Placement Services, Inc (Stipulated Agreement and Order)

CONSUMER COMPLAINTS AND INVESTIGATIONS

Consumer Complaints	10
Complaint Reasons	10
Complaints by Line	10
Complaint Cases by Year	10
Companies with Five or More Complaints	11
Investigations	11
External Healthcare Review Determinations	11

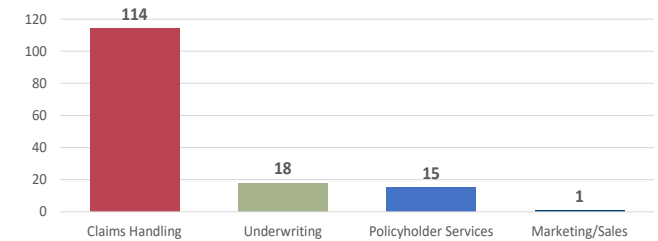
CONSUMER COMPLAINTS CY 2022

Reason for Complaint*	
Claim Handling	114
Adjuster Handling	4
Contributory Comparative Negligence	3
Coordination of Benefits	2
Coverage Question	1
Claim Delay	14
Denial of Claim	30
Internal Appeal	1
Lifetime Limit	1
Medical Necessity	2
Post-Claim Underwriting	1
Out-of-Network Benefits	2
Preventive Care	2
Prompt Pay	9
Recoupment	1
Unsatisfactory Settlement/ Offer	36
Marketing & Sales	1
Misappropriation of Premium	1
PolicyHolder Service	15
Coverage Question	1
Delays/No Response	3
Premium & Rating	9
Premium Notice/Billing	11
Unsatisfactory Refund of Premium	6

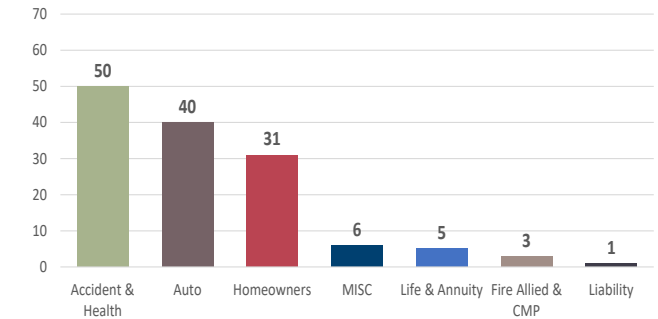
Reason for Complaint*	
Underwriting	18
Cancellation	4
Underwriting Delays	1
Nonrenewal	1
Premium & Rating	3
Refusal to Insure	1
Total Reasons for Complaints	148

Complaints by Line*	
Auto	52
Commercial	2
Group Passenger	2
Motorcycle	1
Motorhome	1
Private Passenger	45
Rental	1
Homeowners	31
Accident & Health	50
Group	12
Individual	38
Liability	1
Life & Annuities	5
Group Life	2
Individual Life	2
Miscellaneous	6
Ocean Marine	2
Watercraft	2
Workers' Compensation	2
Fire Allied & CMP	3
Commercial Multi-Peril	3
Total Complaints by line	148

Complaint Reasons



Complaints by Line



Complaint Cases by Year

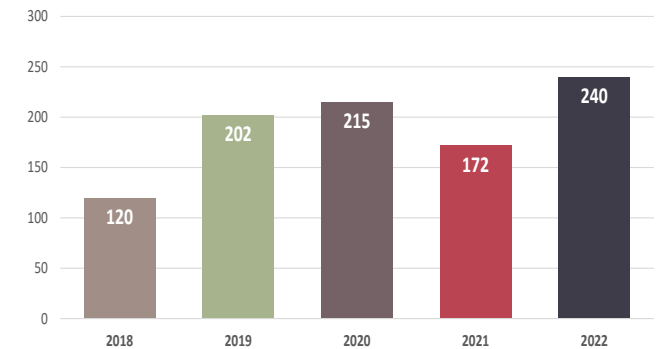


Chart reflects total complaints received in 2022.
146 complaints were reportable to NAIC for 2022.

*Total complaints reportable to NAIC.

Multiple reasons may be assigned to a single complaint.

CONSUMER COMPLAINTS CY 2022

Companies with Five or More Complaints

	Alaska Direct Premiums (\$000)				% of AK Market	Expected # Based on % of Market*	Actual # of Complaints	Actual as % of Total
	Life	Health	P&C	Total				
Allstate Insurance Group	\$304	\$4,912	\$109,341	\$114,557	2.7%	4	11	7.5%
Berkshire Hathaway Group	\$2	\$0	\$136,194	\$136,196	3.2%	5	13	8.9%
State Farm	\$18,643	\$0	\$274,691	\$293,334	6.8%	10	21	14.4%
United Serv Automobile Assn	\$21,880	\$1,440	\$150,214	\$173,535	4.0%	6	9	6.2%
Liberty Mutual Group	\$0	\$0	\$134,983	\$134,983	3.1%	5	8	5.5%
Premera Blue Cross Group	\$0	\$982,803	\$0	\$982,803	22.8%	33	35	24.0%
Progressive Group	\$0	\$0	\$71,917	\$71,917	1.7%	2	12	8.2%
Country Mutual	\$2,723	\$80	\$41,281	\$44,084	1.0%	1	5	3.4%
Total Companies 5+ Complaints	–	–	–	\$1,951,408	45.3%	66	109	74.7%
Total All Other Companies	–	–	–	\$2,356,894	54.7%	80	37	25.3%
Total All Licensed Companies	–	–	–	\$4,308,302	100.0%	100.0%	146	100.0%

Compiled using NAIC Standard Complaint Data Guidelines.
 *The anticipated number of complaints based on the company's total premium written in Alaska.

Outcome

Claim Reopened	2
Claim Settled	1
Company Position Overturned	15
Company Position Substantiated	79
Compromised Settlement/Resolution	33
Contract Provision/Legal Issue	16

Note: A single complaint may be coded with multiple outcome codes.

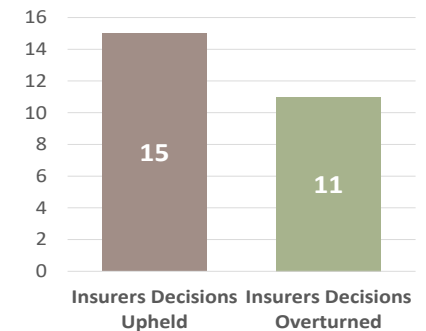
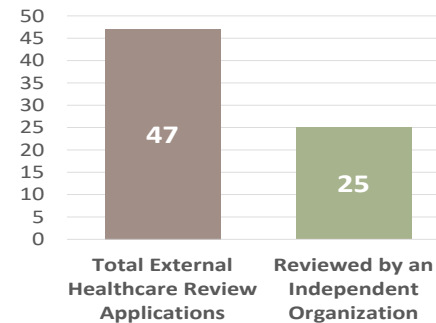
In FY 2023, the Investigations Unit recovered \$602,114 in fraud cases and has prioritized its ability to investigate and solve cybercrimes tied to allegations of insurance fraud.

INVESTIGATIONS FY 2023

Type of Case	Cases Opened	Cases Closed	Convictions	Warning Letters	Licensing Actions
Agent Fraud	2	1	–	–	–
Bail Bonds	0	1	–	–	2
Case Assessment	1	0	–	–	–
Claimant Fraud	21	27	2	10	–
Insurance Document Fraud	3	2	–	1	–
WC Frivolous Controversion	2	2	–	2	–
Healthcare Fraud	1	1	2	–	–
Operating W/O License	4	5	–	–	2
Other Agency Assist	1	1	–	–	–
Total Cases	35	40	4	13	4

Consumer services assisted in the recovery of \$885,421 for consumers with complaints in CY 2022.

External Healthcare Review Determinations



ACTUARIAL

Rates and Forms 13

Advisory Organizations 13

Rating Organizations 13

Joint Underwriting Organizations 13

Alaska Automobile Plan 15

Workers' Compensation Assigned Risk Plan 16

RATES & FORMS CY 2022

Filings Received

Approved	1655
Authorized	716
Disapproved	20
Withdrawn	208
Other	627
Total	3226

Many of the filings in this category have been questioned and are pending responses from insurers to correct deficiencies.

ADVISORY ORGANIZATIONS

Advisory organizations, licensed by the division under AS 21.39.100, are organizations of insurers that assist insurers and rating organizations in rate making by collecting and furnishing loss and loss expense statistics or by submitting recommended rates or loss costs to the division. Advisory organizations include entities referred to elsewhere as statistical agents. Advisory organizations do not make filings on behalf of insurers.

RATING ORGANIZATIONS

Rating organizations, licensed by the division under AS 21.39.060, make filings on behalf of insurers. Rating organizations may file policy forms, manual rules, loss costs, or final rates on behalf of member and subscriber insurers and must allow all insurers that desire to become members to do so. All rating organizations and insurers may cooperate in rate making to the extent permitted under AS 21.39.

JOINT UNDERWRITING ORGANIZATIONS

Joint underwriting organizations are groups of insurers formed to insure a specific risk (e.g. aviation, pollution, or large marine) that would otherwise be too large for one insurer to insure. Each individual insurer assumes a portion of the risk. Joint underwriting organizations are not licensed by the division but are subject to regulation under AS 21.39.110.

ADVISORY ORGANIZATIONS

Organization	Contact	Address	Phone, Fax	Agent for Service	Address	Last Exam on File
Acord Corporation	Debra Sahler	One Blue Hill Plaza, 2nd Floor Pearl River, NY 19065	T (845) 535-6431	Corporation Service Company	8585 Old Dairy Road, #208 Juneau, AK 99801	N/A
American Association of Insurance Services	Kelly Grandy <i>Corporate Compliance</i>	701 Warrenville Road, #100 Lisle, IL 60532	T (630) 457-3289	Tessa Wilson Umialik Insurance Company	8585 Old Dairy Road, Suite 208 Juneau, AK 99801	12/31/2020 Multi-state led by IL
CyberAcuView, LLC	Monica Lindeen <i>Director of Regulatory Affairs</i>	8130 Lakewood Main Street Suite 103 #329 Lakewood Ranch, FL 34202	T (406) 698-4251	Registered Agents Inc	125 N Willow Street, Ste B Kenai, AK 99611	N/A
Hwy Loss Data Institute	Michele Fields <i>General Counsel</i>	1005 North Glebe Road Arlington, VA 22201-4571	T (703) 247-1600 F (703) 247-1595	Corporation Service Company	8585 Old Dairy Road, #208 Juneau, AK 99801	N/A
Independent Statistical Service (Subsidiary of Property Casualty Insurers Association of America)	Susan Miller <i>Senior Vice President & General Manager</i>	8700 West Bryn Mawr, #1200S Chicago, IL 60631-3512	T (847) 553-3626 F (847) 297-5064	Corporation Service Company	8585 Old Dairy Road, #208 Juneau, AK 99801	12/31/2017 Multi-state led by IL
ISO Data, Inc	Mary Van Sise <i>Assistant Vice President Government Relations</i>	545 Washington Blvd, Jersey City, NJ 07310-1686	T (201) 469-2652	United States Corp Co	9360 Glacier Hwy, #202 Juneau, AK 99801	12/31/2016 Multi-state led by NJ
National Independent Statistical Service	David H. Conrad <i>President</i>	PO Box 68950 Indianapolis, IN 46268-0950	T (317) 876-6200 F (317) 876-6210	Delores Owen	9360 Glacier Hwy, #202 Juneau, AK 99801	12/31/2011 Multi-state by IN
Oden A West Business	Sylvia Chipp Insall <i>Retired</i>	7645 East 63rd St, #200 Tulsa, OK 74133-1208	T (918) 556-5305 F (918) 610-9985	Corporation Service Company	8585 Old Dairy Road, #208 Juneau, AK 99801	N/A

RATING ORGANIZATIONS

Organization	Contact	Address	Phone, Fax	Agent for Service	Address	Last Exam on File	License Expires
Acord Corporation	Debra Sahler	One Blue Hill Plaza, 2nd floor Pearl River, NY 19065	T (845) 535-6431	Corporation Service Company	8585 Old Dairy Road, #208 Juneau, AK 99801	N/A	2/28/2025
AIPSO	David L. Kohlhammer <i>President</i>	302 Central Avenue Johnston, Rhode Island 02919	T (401) 946-2310 F (401) 528-1350	Corporation Service Company	8585 Old Dairy Road, #208 Juneau, AK 99801	06/30/2014 Multi-state led by RI	12/31/2026
Anywhere Insurance Services, LLC	Cassandra Conrad	6125 Luther Lane, #415 Dallas, TX 75225	T (239) 287-8091	Corporation Service Company	8585 Old Dairy Road, Suite 208 Juneau, AK 99801	N/A	7/25/2025
American Association of Insurance Services	Kelly Grandy <i>Corporate Compliance</i>	701 Warrenville Road, #100 Lisle, IL 60532	T (630) 457-3289	Corporation Service Company	8585 Old Dairy Road, Suite 208 Juneau, AK 99801	12/31/2020 Multi-state led by IL	11/30/2026
Arity, LLC	Tara Kozlowski <i>Director</i>	222 W Merchandise Mart Plaza, #875 Chicago, IL 60654	T (313) 383-5044	CT Corporation System	8585 Old Dairy Road, #208 Juneau, AK 99801	N/A	08/23/2026
Cambridge Mobile Telematics, Inc.	Frederick Khoury	314 Main Street, #1200 Cambridge, MA 02142	T (440) 823-7493	CT Corporation System	9360 Glacier Hwy, #202 Juneau, AK 99801	N/A	4/12/2025
Insurance Services Office, Inc	Gerard Wendelken <i>Senior Consultant National Affairs</i>	545 Washington Blvd. Jersey City, NJ 07310-1686	T (201) 469-2648 F (201) 469-4011	United States Corporation Company	8585 Old Dairy Road, #208 Juneau, AK 99801	12/31/2016 Multi-state led by NJ	12/31/2024
National Council on Compensation Insurance	Todd Johnson <i>State Relations Executive</i>	2815 Townsgate Road, #210 Westlake Village, CA 91361	T (561) 893-3814	CT Corporation System	9360 Glacier Hwy, #202 Juneau, AK 99801	12/31/2015 Multi-state led by FL, GA, ME, MD	02/17/2024
Octo Analytics, LLC	Bonny Sizelove <i>Regulatory Manager</i>	134 Rumford Ave, #302 Newton, MA 02466	T (619) 395-0156	Corporation Service Company	8585 Old Dairy Road, #208 Juneau, AK 99801	N/A	04/06/2024
On The Money Analytics, LLC	Divya Mittal	201 Spear Street, #1100, San Francisco, CA 94105	T (904) 414-6508	Registered Agent Solutions, Inc	1400 West Benson Blvd, #370 Anchorage, AK 99503	N/A	10/12/2025
The Surety & Fidelity Association of America	Barbara Feiff <i>Vice President of Operations</i>	1140 19th Street NW, #500 Washington, DC 20036	T (202) 463-0600 F (202) 463-0606	C. Russell Lewis, Esq. Oles, Morrison, Rinker & Baker	745 West Fourth Ave, #502 Anchorage, AK 99501	12/31/2017 Multi-state by DC	12/16/2025

JOINT UNDERWRITING ORGANIZATIONS

Organization	Contact	Address	Phone, Fax	Last Exam on File
American Nuclear Insurers	Michael P. Cass <i>VP and General Counsel</i>	95 Glastonbury Blvd Glastonbury, CT 06033	T (860) 682-1301 F (860) 639-0002	12/31/1979 by CT
Associated Aviation Underwriters	Anthony R. Moschetta <i>VP and General Counsel</i>	51 John F. Kennedy Pkwy Short Hills, NJ 07078	T (973) 379-0941	11/30/2001 by NJ
Registered Mail Insurance Association	John L. Comeau <i>Vice President</i>	100 William Street 3rd Floor New York, NY 10038	T (212) 425-1470	09/30/1985 by FL
United States Aircraft Insurance Group	Nicholas Canelos <i>SVP, General Counsel, and Secretary</i>	125 Broad Street, 6th Floor New York, NY 10004	T (212) 859-3939	N/A

ALASKA AUTOMOBILE PLAN

The Alaska Automobile Plan offers insurance for vehicle owners and operators unable to obtain insurance on a voluntary basis. Private passenger auto policy applications are submitted to the Automobile Insurance Plan Service office, a nonprofit management organization for groups administering the residual market, either directly or through an insurance agent, who then assigns the policies to insurers in proportion to each insurer's voluntary market share.

Commercial auto insurance is organized under a servicing carrier program. Currently, all commercial auto assigned risk business is handled by Progressive Casualty Insurance Company and all commercial auto insurers share in the profit or loss of this business based upon each insurer's voluntary market share.

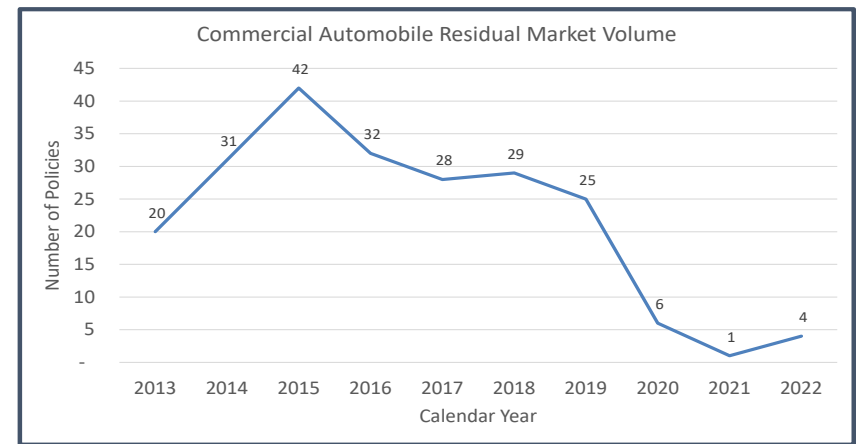
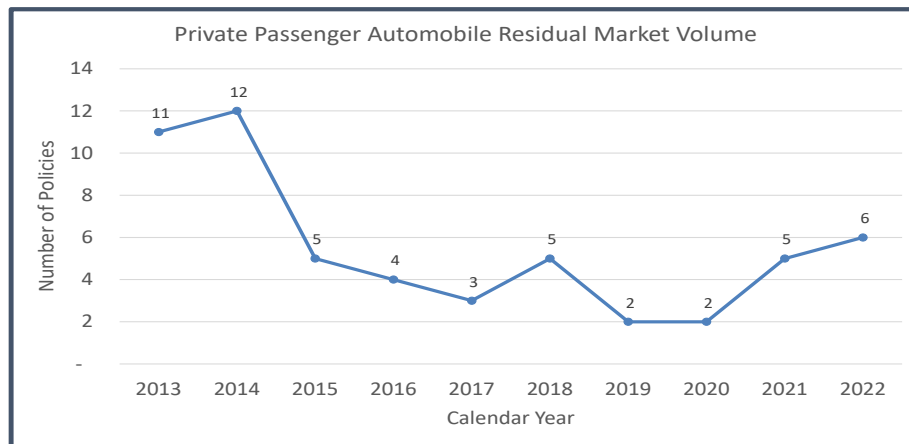
The number of residual market policies in both the Private Passenger and Commercial Auto categories has decreased significantly in the past number of years, from the most

recent peaks in 2003, to 2 and 25 respectively in 2019. The long-term depopulation of the residual market is due in large part to insurers' increasing ability to accurately rate potential customers and collect adequate premium for the risk associated with each individual, allowing customers that would previously have been destined for the residual market to now be written in the voluntary market. The long-term downward trend in the Commercial Auto residual market has leveled off in recent years reflecting the reality that certain types of commercial auto risk remain undesirable to insurers due to the hazardous nature of their work.

For 2022, auto categories have decreased significantly in the past number of years, from the peaks in 2012 and 2015, to six and four respectively.

The premiums associated with the four Commercial Auto and six Private Passenger Auto residual market policies represent 0.006% of total market premium.

AUTOMOBILE RESIDUAL MARKET VOLUME



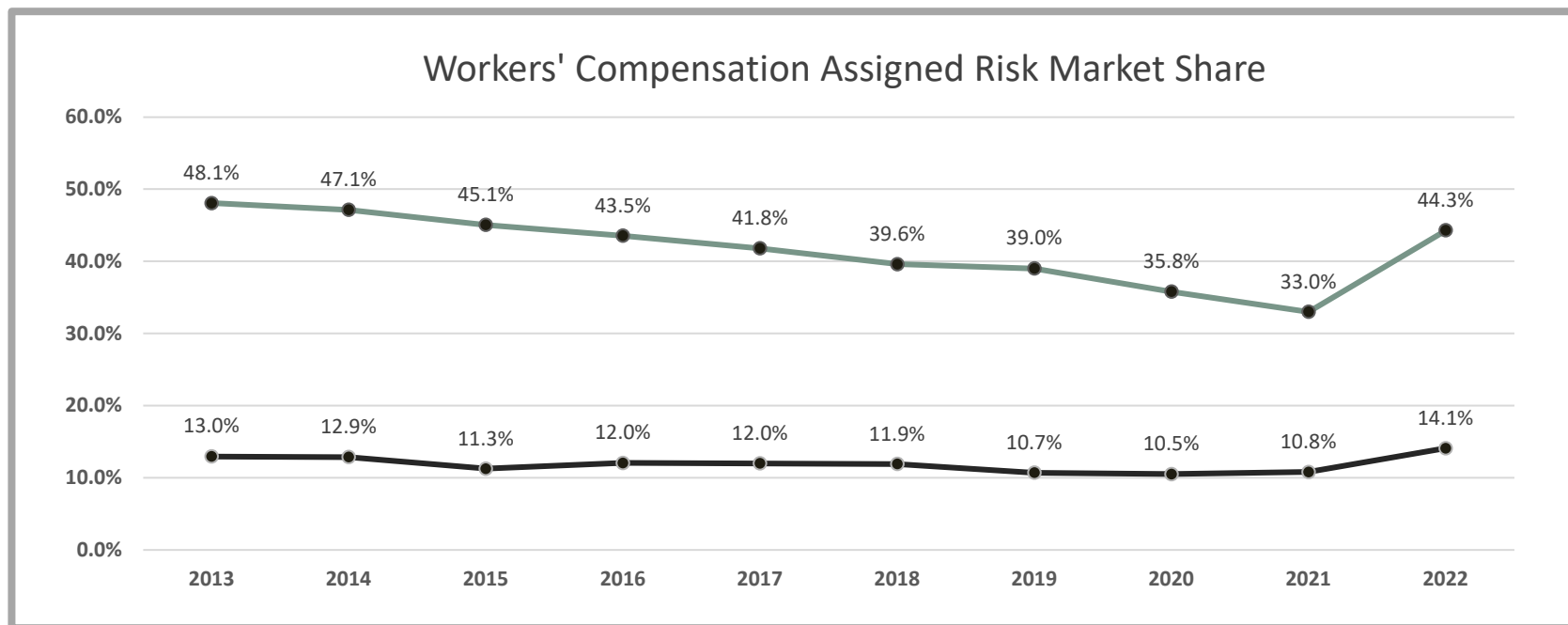
WORKERS' COMPENSATION ASSIGNED RISK PLAN

Employers who are declined coverage by two non-affiliated insurers may obtain insurance through the Workers' Compensation Assigned Risk Plan by assignment to a servicing carrier. From January 1, 2021, through December 31, 2024, the servicing carriers are Alaska National Insurance Company, LM Insurance Corporation, AmGUARD Insurance Company, PA Manufacturers ASSN Insurance Company, and Travelers Property Casualty Company of America.

For 2022, the 6,200 assigned risk policies made up 44.3% of all workers' compensation policies. The \$25.7 million in premium was approximately 14.1% of total workers' compensation premium. Of the 6,200 assigned risk policies, 4,322 had premium less than \$2,500.

The market share of assigned risk policies, by policy count, peaked in 2003, and has generally exhibited a gradual decreasing trend since then. The market share by premium volume has exhibited a somewhat cyclical pattern over that time, reflecting changes in the mix of the size of assigned risk policyholders over time.

For example, the decrease from 12.9% premium share in 2014 to 11.3% premium share in 2015 was driven by a decrease in the number of the largest policyholders (by premium size) that are seeking coverage in the assigned risk market. Similarly, the subsequent increases in 2016 were driven by an increase in the number of the largest policyholders.



PRODUCER LICENSING

Licensing Statistics by Class 18

Resident Licensing Examinations 19

COMPANY CERTIFICATE OF AUTHORITY

Admitted By Type 20

New Admitted Insurers 20

Domestic Insurers 20

Authority Amendments 21

Suspension and Revocation Orders 21

Redomestications 21

Mergers and Surrenders 21

Name Changes 21

LICENSING STATISTICS BY CLASS CY 2022

Data as of December 31, 2022

Class	Resident			Non-Resident			Total
	Business	Individual	Total	Business	Individual	Total	
Bail Bond Limited Producer	0	2	2	1	2	3	5
Controlling Insurance Producer	0	0	0	0	0	0	0
Credit Insurance Limited Producer	24	65	89	4	17	21	110
Crop Insurance Limited Producer	0	0	0	0	1	1	1
Exempt Independent Adjuster	0	0	0	0	2	2	2
Exempt Managing General Agent	0	0	0	38	3	41	41
Exempt Motor Vehicle Employee	0	772	772	0	3	3	775
Exempt Producer	0	0	0	0	0	0	0
Exempt Reinsurance Intermediary Broker	0	0	0	11	0	11	11
Exempt Reinsurance Intermediary Manager	0	0	0	2	0	2	2
Exempt Surplus Lines Broker	0	0	0	0	0	0	0
Exempt Third Party Administrator	6	0	6	297	0	297	303
Independent Adjuster	9	112	121	219	9,233	9,452	9,573
Independent Portable Electronics Adjuster	0	0	0	2	251	253	253
Insurance Producer	185	1,958	2,143	4,596	72,179	76,775	78,918
Managing General Agent	2	9	11	13	18	31	42
Miscellaneous Limited Producer	0	0	0	0	0	0	0
Motor Vehicle Rental Limited Producer	7	10	17	4	1	5	22
Motor Vehicle Service Contract Administrator	0	0	0	40	0	40	40
Motor Vehicle Service Contract Provider	1	0	1	111	0	111	112
Nonresident Limited Producer	0	0	0	0	8	8	8
Portable Electronics Limited Producer	0	0	0	21	35	56	56
Reinsurance Intermediary Broker	0	0	0	8	12	20	20
Reinsurance Intermediary Manager	0	0	0	2	3	5	5
Surplus Lines Broker	10	85	95	712	1,795	2,507	2,602
Temporary Managing General Agent	0	0	0	0	0	0	0
Temporary Producer	0	0	0	0	0	0	0
Third Party Administrator	1	1	2	109	118	227	229
Title Insurance Limited Producer	13	183	196	0	0	0	196
Trainee Independent Adjuster	0	2	2	0	0	0	2
Travel Insurance Limited Producer	11	13	24	113	552	665	689
Viatical Settlement Broker	0	0	0	4	4	8	8
Viatical Settlement Provider	0	0	0	1	1	2	2
Viatical Settlement Representative	0	0	0	0	0	0	0
Totals:	269	3,212	3,481	6,308	84,238	90,546	94,027

RESIDENT LICENSING EXAMINATIONS CY 2022

TEST CENTER	First-Time Test Takers			Repeat Test Takers			Total		
	Exam Type	Total	Pass #	Pass Rate	Total	Pass #	Pass Rate	Total	Pass #
Accident & Health	129	75	58%	69	28	41%	198	103	52%
Adjuster	53	27	51%	44	17	39%	97	44	45%
Casualty	112	66	59%	72	31	43%	184	97	53%
Credit	3	2	67%	1	1	100%	4	3	75%
Life	228	134	59%	112	40	36%	340	174	51%
Personal Lines	16	8	50%	10	5	50%	26	13	50%
Property	111	60	54%	78	31	40%	189	91	48%
Surplus Lines	6	4	67%	—	—	—	6	4	67%
Title	10	3	30%	12	7	58%	22	10	45%
Total	668	379	55%	398	160	51%	1,066	539	51%

ONLINE PROCTOR	First-Time Test Takers			Repeat Test Takers			Total		
	Exam Type	Total	Pass #	Pass Rate	Total	Pass #	Pass Rate	Total	Pass #
Adjuster	33	24	73%	8	2	25%	41	26	63%
Accident & Health	48	32	67%	10	4	40%	58	36	62%
Casualty	36	23	64%	11	5	45%	47	28	60%
Credit	2	2	100%	—	—	—	2	2	100%
Life	107	66	62%	22	9	41%	129	75	58%
Personal Lines	9	6	67%	2	1	50%	11	7	64%
Property	37	25	68%	8	6	75%	45	31	69%
Title	1	1	100%	—	—	—	1	1	100%
Total	273	179	75%	61	27	46%	334	206	62%

All exams administered by Pearson Vue, Inc.

COMPANY CERTIFICATE OF AUTHORITY

ADMITTED BY TYPE FY 2023

	Domestic	Foreign
Automobile Service Corporations	0	12
Fraternal Benefit Societies	0	7
Health Insurance	1	27
Health Maintenance Organization	0	1
Hospital and Medical Service Corporation	0	1
Life, Annuity, and Health	0	360
Property and Casualty	2	699
Reciprocal Insurer	2	8
Title	0	13
Total	5	1,128

NEW ADMITTED INSURERS FY 2023

NAIC company codes and names listed

Property/Causalty

11240	American Builders Insurance Company
23337	American European Insurance Company
12228	American Interstate Insurance Company of Texas
16459	AmFed Advantage Insurance Company
11963	AmFed Casualty Insurance Company
11208	AmFed National Insurance Company
13900	ARI Insurance Company
20109	BITCO National Insurance Company
42471	Crum & Forster Insurance Company
12502	DB Insurance Company Ltd (US Branch)
12536	Homeowners of America Insurance Company
17182	Intrepid Casualty Company
17203	Mainsail Insurance Company
10859	Park National Insurance Company
17285	QPIC Insurance Company
12491	Rochdale Insurance Company
26869	Silver Oak Casualty, Inc.
15885	Typtap Insurance Company
17105	Westfield Select Insurance Company

Life/Health

99600	American Century Life Insurance CompanyTexas
60230	Farmers Life Insurance Company
56685	GBU Financial Life
15203	Providence Health Assurance
71706	Standard Life & Cas Ins Co
53139	Wisconsin Physicians Service Insurance Corporation

Title

50130	Doma Title Insurance Inc
-------	--------------------------

DOMESTIC INSURERS

Name	Address	Telephone	Lines	Authorized
Alaska National Insurance Company	7001 Jewel Lake Road Anchorage, AK 99502-2800	(907) 248-2642	Health, Property, Casualty, Surety, Marine, Wet Marine, Transportation	09/30/1980
Alaska Timber Insurance Inc	2417 Tongass Ave, #214 Ketchikan, AK 99901	(907) 225-9451	Property, Casualty (excluding Vehicle)	03/28/1980
ARECA Insurance Exchange	703 West Tudor Road, #200 Anchorage, AK 99503-6650	(907) 771-5700	Health, Property, Casualty, Surety, Marine, Wet Marine, Transportation	12/30/1983
Umialik Insurance Company	725 E. Fireweed Lane, #500 Anchorage, Alaska 99503	(907) 338-5445 (888) 590-5445	Health, Property, Casualty, Surety, Marine, Wet Marine, Transportation	06/10/1981
Moda Assurance Company	601 SW 2nd Avenue Portland, OR 97204	(503) 228-6554	Health	08/19/2019

AUTHORITY AMENDMENTS FY 2023

NAIC #	Company Name	Authority Change	Entry Date
32077	Vantage Risk Assurance Company	Add Surety	08/3/2022
38776	Siriuspoint America Insurance Company	Add Property, Casualty (1,2,4,5,6,7,8,10,11,12,13,14)	11/30/2022
13021	United Fire & Casualty Company	Add Marine, Wet Marine & Transportation	02/22/2023

REDOMESTICATIONS FY 2023

NAIC #	Company Name	From	To	Effective
32174	Republic Mortgage Assurance Company	FL	NC	08/22/2023
40550	LIO Insurance Company	CA	AZ	09/30/2022

SUSPENSION AND REVOCATION ORDERS FY 2023

Order #	NAIC #	Company Name	Action	Effective
SR22-06	69477	Time Insurance Company	Revocation	09/1/2022

MERGERS AND SURRENDERS FY 2023

NAIC #	Company Name	Action	Effective
66427	Mutual Trust Life Insurance Company, a Pan-American Life Insurance Group Stock Company	Merged into 67539	12/31/2022

NAME CHANGES FY 2023

NAIC #	Old Company Name	New Company Name	Effective
14265	Indiana Lumbers Mutual Insurance Company	Indiana Lumbers Insurance Company	12/13/2022
21857	American Insurance Company	The Pie Insurance Company	01/10/2023
82252	Landmark Life Insurance Company	Truspire Retirement Insurance Company	02/21/2023
36153	AETNA Insurance Company of Connecticut	Inverin Insurance Company	02/22/2023
93629	Prudential Retirement Insurance and Annuity Company	Empower Annuity Insurance Company	10/03/2022
67636	DSM USA Insurance Company, Inc	Dentaquest National Insurance Company, Inc	01/12/2023
23795	21st Century Pacific Insurance Company	Consolidated National Insurance Company	12/20/2022
16561	Digital Edge Insurance Company	Many Insurance Company	10/20/2022
97241	Settler Life Insurance Company	Everly Life Insurance Company	11/02/2022
29530	Digital Affect Insurance Company	Coalition Insurance Company	10/04/2022
26794	Plans Liability Insurance Company	Fortitude Casualty Insurance Company	11/02/2022
25747	Dairyland American Insurance Company	Point Specialty Insurance Company	09/22/2022
44245	21st Century Assurance Company	Toggle Insurance Company	09/28/2022
68322	Great-West Life & Annuity Insurance Company	Empower Annuity Insurance Company of America	09/14/2022
15691	Clear Spring Life Insurance Company	Gainbridge Life Insurance Company	09/02/2022
86630	Prudential Annuities Life Assurance Corporation	Fortitude Life Insurance & Annuity Company	07/15/2022

LIFE INSURERS

Recap 23

Admitted Companies 24-28

Life Market Share 29

Annuity Market Share 30

Total Business 31-39

LIFE ANNUITY RECAP CY 2022 (\$000)

	Issued During the Year	In Force December 31	Life Insurance	Annuity Considerations
Ordinary	5,873,868	50,204,142	613,371	373,584
Credit Life	696	5,169	131	0
Group	1,622,191	30,626,272	60,350	97,061
Industrial	0	2,962	1	0
Total	7,496,755	80,838,545	673,853	470,646

Note: In 2019, the NAIC merged not-for-profit, member-owned organizations offering insurance as a primary benefit to its members (fraternal companies) into the Life/Health company annual statement. Fraternal companies will no longer be displayed separately.

ADMITTED COMPANIES CY 2022 - LIFE (\$000)

NAIC #	Company Name	Assets	Surplus	NAIC #	Company Name	Assets	Surplus	NAIC #	Company Name	Assets	Surplus
80985	4 Ever Life Ins Co	193,767	78,349	67989	American Memorial Life Ins Co	4,294,976	211,455	61395	Beneficial Life Ins Co	1,890,075	202,295
77879	5 Star Life Ins Co	321,250	33,952	60739	American Natl Ins Co	24,799,084	3,522,484	64890	Berkley Life & Hlth Ins Co	568,510	365,793
71854	AAA Life Ins Co	797,606	210,731	71773	American Natl Life Ins Co Of TX	142,449	39,572	62345	Berkshire Hathaway Life Ins Co NE	21,566,304	8,860,868
71471	Ability Ins Co	1,032,676	24,492	60801	American Public Life Ins Co	97,671	28,643	71714	Berkshire Life Ins Co Of Amer	4,932,599	199,466
62200	Accordia Life & Ann Co	12,476,722	958,788	60836	American Republic Ins Co	1,697,080	571,448	90638	Best Life & Hlth Ins Co	29,921	20,010
60348	Ace Life Ins Co	36,477	8,323	60895	American United Life Ins Co	32,980,474	1,194,327	62383	Bestow Life Ins Co	116,826	8,546
60054	Aetna Life Ins Co	24,809,289	6,192,864	61999	Americo Fin Life & Ann Ins Co	6,464,897	776,106	61476	Boston Mut Life Ins Co	1,635,546	268,805
90611	Allianz Life Ins Co Of N Amer	162,121,096	6,515,366	61301	Ameritas Life Ins Corp	25,326,667	1,899,565	87726	Brighthouse Life Ins Co	180,918,662	6,349,379
60216	Amalgamated Life Ins Co	148,550	67,320	72222	Amica Life Ins Co	1,433,246	365,881	76694	Canada Life Reins Co	54,698	34,111
68594	American Amicable Life Ins Co Of TX	485,036	155,553	93661	Annuity Investors Life Ins Co	2,986,590	384,160	61581	Capitol Life Ins Co	663,571	57,404
60275	American Bankers Life Assur Co Of FL	235,554	59,851	61069	Anthem Life Ins Co	827,685	175,184	11997	Caterpillar Life Ins Co	104,344	61,939
66001	American Benefit Life Ins Co	264,691	33,010	71455	Arch Life Ins Co Of Amer	9,294	8,633	61735	Central Security Life Ins Co	79,204	7,124
92738	American Equity Invest Life Ins Co	58,992,338	3,692,602	67423	Aspida Life Ins Co	800,457	114,922	61751	Central States H & L Co Of Omaha	379,936	190,280
60380	American Family Life Assur Co Of Col	16,435,957	3,096,763	71439	Assurity Life Ins Co	2,552,244	418,956	80896	Centre Life Ins Co	1,375,730	79,502
60399	American Family Life Ins Co	5,677,327	457,178	68039	Athene Ann & Life Assur Co Of NY	4,626,170	283,835	61832	Chesapeake Life Ins Co	255,352	84,019
60410	American Fidelity Assur Co	7,565,034	628,225	61689	Athene Ann & Life Co	145,599,630	2,067,261	61875	Church Life Ins Corp	209,405	68,071
60429	American Fidelity Life Ins Co	379,414	66,346	61492	Athene Annuity & Life Assur Co	38,446,010	2,298,385	67369	Cigna Hlth & Life Ins Co	14,310,751	5,792,298
60488	American Gen Life Ins Co	211,618,713	9,749,592	61115	Atlantic Coast Life Ins Co	693,015	91,658	83607	Clear Spring Life & Ann Co	15,602,453	1,181,940
60534	American Heritage Life Ins Co	2,242,964	305,693	61182	Aurora Natl Life Assur Co	2,776,994	181,501	93432	CM Life Ins Co	8,099,124	1,780,084
60518	American Hlth & Life Ins Co	1,313,407	387,044	61212	Baltimore Life Ins Co	1,289,130	80,451	62626	CMFG Life Ins Co	26,388,546	3,058,467
60577	American Income Life Ins Co	5,042,782	388,413	61239	Bankers Fidelity Life Ins Co	158,020	36,672	62049	Colonial Life & Accident Ins Co	3,790,907	532,240
81213	American Maturity Life Ins Co	64,284	51,312	61263	Bankers Life & Cas Co	20,050,569	1,352,762	62065	Colonial Penn Life Ins Co	906,399	90,715
				94250	Banner Life Ins Co	8,933,236	742,817	62103	Columbian Mut Life Ins Co	1,448,071	39,982
								99937	Columbus Life Ins Co	4,569,644	369,704
								62146	Combined Ins Co Of Amer	2,638,071	435,351

ADMITTED COMPANIES CY 2022 - LIFE (\$000)

NAIC #	Company Name	Assets	Surplus	NAIC #	Company Name	Assets	Surplus	NAIC #	Company Name	Assets	Surplus
81426	Commercial Travelers Life Ins Co	9,587	8,795	78077	Equitable Financial Life Ins Co Of A	6,768,605	402,876	86258	General Re Life Corp	5,189,223	995,615
84824	Commonwealth Ann & Life Ins Co	68,075,658	4,191,843	62510	Equitrust Life Ins Co	26,070,109	1,747,356	65536	Genworth Life & Ann Ins Co	17,675,447	772,085
77828	Companion Life Ins Co	670,954	413,603	70866	Everlake Assur Co	121,672	47,045	70025	Genworth Life Ins Co	41,025,143	3,073,206
62308	Connecticut Gen Life Ins Co	20,177,511	6,559,948	60186	Everlake Life Ins Co	26,002,008	1,760,093	70939	Gerber Life Ins Co	5,601,258	582,579
71730	Continental Amer Ins Co	1,138,533	359,969	97241	Everly Life Ins Co	432,226	47,560	91472	Globe Life & Accident Ins Co	5,403,920	354,484
71404	Continental Gen Ins Co	4,413,425	420,443	77968	Family Heritage Life Ins Co Of Amer	1,719,036	156,091	63967	Government Personnel Mut Life Ins Co	786,341	85,074
68365	Corporate Solutions Life Reins Co	21,280,611	1,638,557	63053	Family Life Ins Co	138,489	29,986	93521	Granular Ins Co	139,327	51,625
94218	Country Investors Life Assur Co	333,752	220,338	74004	Family Serv Life Ins Co	241,078	40,003	90212	Great Southern Life Ins Co	175,630	25,135
62553	Country Life Ins Co	9,645,178	1,516,512	60230	Farmers Life Ins Co	62,164	12,676	64211	Guarantee Trust Life Ins Co	833,589	176,105
82880	CSI Life Ins Co	23,882	18,555	63177	Farmers New World Life Ins Co	5,447,625	319,437	78778	Guardian Ins & Ann Co Inc	11,346,224	554,074
71129	Dearborn Life Ins Co	1,189,503	439,881	63223	Federal Life Ins Co	271,906	17,558	64246	Guardian Life Ins Co Of Amer	75,998,515	8,845,422
62634	Delaware Amer Life Ins Co	107,687	60,267	63274	Fidelity & Guar Life Ins Co	46,733,184	1,876,858	88340	Hannover Life Reassur Co Of Amer	16,896,059	547,521
79065	Delaware Life Ins Co	41,180,384	2,244,647	93696	Fidelity Investments Life Ins Co	36,316,305	1,003,195	70815	Hartford Life & Accident Ins Co	12,843,786	2,570,859
97705	Direct Gen Life Ins Co	27,365	19,655	63290	Fidelity Life Assn A Legal Reserve L	424,464	106,260	92711	HCC Life Ins Co	1,555,737	756,240
13183	Eagle Life Ins Co	3,270,068	317,199	71870	Fidelity Security Life Ins Co	1,006,687	327,046	66141	Health Net Life Ins Co	553,510	352,377
84174	ELCO Mut Life & Ann	1,055,549	77,889	69140	First Allmerica Fin Life Ins Co	6,293,145	89,671	66214	Heartland Natl Life Ins Co	15,697	6,503
85561	Elips Life Ins Co	62,771	55,340	56332	First Cath Slovak Ladies Assn USA	1,127,544	109,075	64394	Heritage Life Ins Co	7,782,106	940,459
62928	EMC Natl Life Co	814,013	100,042	67652	First Penn Pacific Life Ins Co	1,095,832	117,739	93440	HM Life Ins Co	794,456	478,825
68276	Employers Reassur Corp	27,407,960	1,899,945	91642	Forethought Life Ins Co	53,507,942	2,675,960	64505	Homesteaders Life Co	3,638,938	185,616
93629	Empower Ann Ins Co	83,366,105	1,479,011	86630	Fortitude Life Ins & Ann Co	32,251,945	724,468	64513	Horace Mann Life Ins Co	8,420,236	482,967
68322	Empower Ann Ins Co Of Amer	75,287,507	3,520,578	99775	Funeral Directors Life Ins Co	1,898,077	165,553	91693	IA Amer Life Ins Co	305,510	165,648
62880	Equitable Financial Life & Ann Co	560,544	96,781	15691	Gainbridge Life Ins Co	192,784	57,685	69272	Ibexis Life & Ann Ins Co	164,155	89,839
62944	Equitable Financial Life Ins Co	215,262,621	5,595,824	63657	Garden State Life Ins Co	149,287	95,863	97764	Idealife Ins Co	20,246	18,881
								64602	Independence Life & Ann Co	3,279,243	206,927

ADMITTED COMPANIES CY 2022 - LIFE (\$000)

NAIC #	Company Name	Assets	Surplus	NAIC #	Company Name	Assets	Surplus	NAIC #	Company Name	Assets	Surplus
69000	Northwestern Long Term Care Ins Co	338,135	235,308	67644	Penn Mut Life Ins Co	27,974,103	2,649,813	60183	S USA Life Ins Co Inc	5,728,804	325,327
67091	Northwestern Mut Life Ins Co	340,390,164	29,885,141	67784	Philadelphia Amer Life Ins Co	421,830	95,259	60176	SBLI USA Life Ins Co Inc	3,042,761	174,635
81353	NYLife Ins Co Of AZ	159,160	109,993	93548	PHL Variable Ins Co	4,428,394	45,178	64688	SCOR Global Life Amer Reins Co	881,132	168,835
67148	Occidental Life Ins Co Of NC	308,683	42,058	72125	Physicians Life Ins Co	1,749,797	172,789	87017	Scor Global Life Re Ins Co Of DE	272,242	84,351
68446	Oceanview Life & Annuity Co	6,498,220	451,096	80578	Physicians Mut Ins Co	2,757,685	1,177,969	93742	Securian Life Ins Co	2,341,951	480,694
89206	Ohio Natl Life Assur Corp	3,156,374	237,737	67873	Pioneer Amer Ins Co	133,263	45,546	68675	Security Benefit Life Ins Co	49,491,016	5,146,137
67172	Ohio Natl Life Ins Co	23,800,905	1,965,923	65919	Primerica Life Ins Co	2,264,605	834,565	68713	Security Life Of Denver Ins Co	32,873,450	1,266,325
67180	Ohio State Life Ins Co	275,349	30,702	61271	Principal Life Ins Co	214,077,745	4,304,429	68772	Security Mut Life Ins Co Of NY	3,063,024	186,387
67261	Old Republic Life Ins Co	106,635	50,741	71161	Principal Natl Life Ins Co	722,512	77,773	69485	Security Natl Life Ins Co	738,938	66,754
76007	Old United Life Ins Co	115,930	76,872	68136	Protective Life Ins Co	78,693,332	5,334,716	78662	Senior Life Ins Co	96,151	10,028
13100	Omaha Ins Co	108,632	50,097	67903	Provident Amer Life & Hlth Ins Co	7,723	6,743	68810	Sentry Life Ins Co	8,577,621	361,090
69647	Optum Ins Of OH Inc	306,349	40,903	68195	Provident Life & Accident Ins Co	5,946,291	716,447	89958	Shelterpoint Ins Co	13,754	9,863
76112	Oxford Life Ins Co	3,018,941	227,667	68209	Provident Life & Cas Ins Co	856,499	164,229	68845	Shenandoah Life Ins Co	2,017,485	101,835
64343	Pacific Guardian Life Ins Co LTD	1,006,578	82,720	79227	Pruco Life Ins Co	150,730,772	4,838,542	62952	SILAC Ins Co	9,171,079	405,531
97268	Pacific Life & Ann Co	8,887,490	473,946	68241	Prudential Ins Co Of Amer	299,533,626	14,048,710	57142	Sons Of Norway	233,262	13,483
67466	Pacific Life Ins Co	178,796,301	11,701,694	68357	Reliable Life Ins Co	49,440	16,278	69019	Standard Ins Co	32,951,513	1,541,919
67539	Pan Amer Life Ins Co	3,510,243	422,053	68381	Reliance Standard Life Ins Co	20,273,491	2,098,983	86355	Standard Life & Accident Ins Co	477,611	306,832
60003	Park Avenue Life Ins Co	197,705	53,737	67105	Reliastar Life Ins Co	14,034,434	1,784,319	69078	Standard Security Life Ins Co Of NY	195,733	101,949
71099	Parker Centennial Assur Co	101,249	48,342	61360	Reliastar Life Ins Co Of NY	2,064,797	405,307	68985	Starmount Life Ins Co	141,331	64,967
74900	PartnerRe Life Reins Co Of Amer	440,023	63,355	61700	Renaissance Life & Hlth Ins Co Of Am	94,533	47,907	94498	State Farm Hlth Ins Co	8,314	8,302
67598	Paul Revere Life Ins Co	693,946	259,442	68462	Reserve Natl Ins Co	150,382	43,439	69108	State Farm Life Ins Co	87,178,116	15,512,071
93777	Pavonia Life Ins Co Of MI	959,819	86,064	61506	Resource Life Ins Co	6,113	6,019	69116	State Life Ins Co	10,701,307	559,063
93262	Penn Ins & Ann Co	10,919,830	749,114	93572	RGA Reins Co	51,403,544	2,261,930	69132	State Mut Ins Co	212,186	30,227
				65005	RiverSource Life Ins Co	97,724,094	3,089,621				

ADMITTED COMPANIES CY 2022 - LIFE (\$000)

NAIC #	Company Name	Assets	Surplus	NAIC #	Company Name	Assets	Surplus	NAIC #	Company Name	Assets	Surplus
89184	Sterling Investors Life Ins Co	86,028	14,015	80314	Unicare Life & Hlth Ins Co	1,141,685	436,035	80942	Venerable Ins & Ann Co	30,889,111	1,998,931
77399	Sterling Life Ins Co	33,112	16,189	11121	Unified Life Ins Co	199,189	19,351	86509	Voya Retirement Ins & Ann Co	110,315,252	1,842,076
91785	Sterling Nat Life Ins Co Inc	9,053	9,027	91529	Unimerica Ins Co	360,787	201,145	70319	Washington Natl Ins Co	5,827,243	282,581
80926	Sun Life & Hlth Ins Co	1,078,618	121,996	62596	Union Fidelity Life Ins Co	19,566,691	1,057,754	70335	West Coast Life Ins Co	4,352,142	388,591
69310	Surety Life Ins Co	29,755	26,205	69744	Union Labor Life Ins Co	4,889,235	182,054	92622	Western Southern Life Assur Co	25,363,432	1,777,223
82627	Swiss Re Life & Hlth Amer Inc	13,383,957	1,561,348	70408	Union Security Ins Co	2,538,229	145,598	85189	Western United Life Assur Co	1,576,069	114,682
68608	Symetra Life Ins Co	49,128,388	2,493,618	92916	United Amer Ins Co	691,553	190,965	62413	Wilcac Life Ins Co	5,226,355	248,817
93505	Talcott Resolution Intl Life Reassur	12,571	12,518	87645	United Fidelity Life Ins Co	1,056,630	818,108	66230	William Penn Life Ins Co Of NY	1,357,047	114,118
71153	Talcott Resolution Life & Ann Ins Co	29,027,929	948,629	63983	United Heritage Life Ins Co	704,097	78,090	66133	Wilton Reassur Co	21,966,449	1,363,628
88072	Talcott Resolution Life Ins Co	84,573,584	2,738,487	69868	United Of Omaha Life Ins Co	33,225,078	1,959,900	60704	Wilton Reassur Life Co Of NY	7,110,909	289,433
69345	Teachers Ins & Ann Assoc Of Amer	348,557,441	42,721,802	42129	United Security Assur Co Of PA	77,960	11,862	57320	Woodmen World Life Ins Soc	11,059,801	1,674,846
69396	Texas Life Ins Co	1,745,834	180,521	70106	United States Life Ins Co in the Cit	31,668,025	1,633,048	80055	Wysh Life & Hlth Ins Co	62,630	59,584
76236	The Cincinnati Life Ins Co	5,084,515	326,360	72850	United World Life Ins Co	146,177	58,540	90557	Zurich Amer Life Ins Co	17,029,008	148,459
70435	The Savings Bank Mut Life Ins Co Of Massachusetts	3,593,741	214,741	79413	UnitedHealthcare Ins Co	21,388,958	6,437,090	Total Companies: 338 7,980,032,987 519,479,984			
56014	Thrivent Financial For Lutherans	107,935,290	13,767,957	67601	Unum Ins Co	133,882	85,083				
60142	TIAA Cref Life Ins Co	17,632,560	897,416	62235	Unum Life Ins Co Of Amer	23,587,496	1,516,430				
92908	Tier One Ins Co	79,968	60,242	80802	US Br Sun Life Assur Co Of Canada	19,200,836	813,035				
69566	Trans World Assur Co	350,844	87,531	80659	US Business Of Canada Life Assur Co	4,459,530	231,316				
70688	Transamerica Financial Life Ins Co	24,888,483	847,662	84530	US Financial Life Ins Co	315,308	96,954				
86231	Transamerica Life Ins Co	171,698,298	5,662,941	69663	USAA Life Ins Co	27,767,971	2,643,914				
61425	Trustmark Ins Co	1,865,929	357,309	94358	USAAble Life	506,467	219,245				
62863	Trustmark Life Ins Co	252,124	139,348	68632	Vantis Life Ins Co	500,508	88,024				
				70238	Variable Ann Life Ins Co	84,601,356	2,354,821				

LIFE MARKET SHARE CY 2022 (\$000)

Ordinary		
Company Name	% of Market	Direct Prems Written
Lombard Intl Life Assur Co	37.97%	232,920
Pruco Life Ins Co	18.48%	113,376
Pacific Life Ins Co	10.42%	63,906
New York Life Ins Co	5.89%	36,102
State Farm Life Ins Co	2.95%	18,104
Lincoln Natl Life Ins Co	1.69%	10,385
John Hancock Life Ins Co USA	1.50%	9,229
Northwestern Mut Life Ins Co	1.30%	7,947
New York Life Ins & Ann Corp	1.09%	6,690
USAA Life Ins Co	0.86%	5,263
Principal Life Ins Co	0.82%	5,059
Life Ins Co Of The Southwest	0.71%	4,384
Transamerica Life Ins Co	0.71%	4,365
Zurich Amer Life Ins Co	0.61%	3,764
American Income Life Ins Co	0.59%	3,648
BrightHouse Life Ins Co	0.59%	3,627
American Gen Life Ins Co	0.58%	3,587
Primerica Life Ins Co	0.58%	3,557
Massachusetts Mut Life Ins Co	0.56%	3,453
Thrivent Financial For Lutherans	0.52%	3,171

Group		
Company Name	% of Market	Direct Prems Written
Metropolitan Life Ins Co	19.50%	11,769
Hartford Life & Accident Ins Co	13.48%	8,136
Unum Life Ins Co Of Amer	13.12%	7,919
Prudential Ins Co Of Amer	11.87%	7,162
New York Life Ins Co	6.38%	3,849
Securian Life Ins Co	5.85%	3,533
Life Ins Co Of N Amer	4.08%	2,463
Standard Ins Co	3.90%	2,356
Lincoln Natl Life Ins Co	2.39%	1,445
US Br Sun Life Assur Co Of Canada	2.28%	1,375
Principal Life Ins Co	2.10%	1,265
Reliastar Life Ins Co	2.08%	1,254
Forethought Life Ins Co	1.74%	1,051
Guardian Life Ins Co Of Amer	1.53%	926
Symetra Life Ins Co	1.19%	716
USAbLe Life	1.05%	637
Transamerica Life Ins Co	1.03%	620
5 Star Life Ins Co	0.89%	534
AAA Life Ins Co	0.68%	412
Globe Life & Accident Ins Co	0.58%	352

Industrial		
Company Name	% of Market	Direct Prems Written*
Security Natl Life Ins Co	79.64%	0
Mid West Natl Life Ins Co Of TN	14.37%	0
Jackson Natl Life Ins Co	5.59%	0
Boston Mut Life Ins Co	0.20%	0
Liberty Natl Life Ins Co	0.20%	0

Credit		
Company Name	% of Market	Direct Prems Written*
Life Of The South Ins Co	71.42%	93
American Natl Ins Co	16.87%	22
Minnesota Life Ins Co	9.22%	12
CMFG Life Ins Co	4.89%	6
Transamerica Life Ins Co	0.72%	1
American Bankers Life Assur Co Of FL	0.60%	1
Central States H & L Co Of Omaha	0.21%	0
Protective Life Ins Co	0.00%	0
American Republic Ins Co	-3.92%	-5

Total		
Company Name	% of Market	Direct Prems Written
Lombard Intl Life Assur Co	34.57%	232,920
Pruco Life Ins Co	16.82%	113,376
Pacific Life Ins Co	9.48%	63,906
New York Life Ins Co	5.93%	39,950
State Farm Life Ins Co	2.70%	18,224
Metropolitan Life Ins Co	1.89%	12,719
Lincoln Natl Life Ins Co	1.76%	11,830
John Hancock Life Ins Co USA	1.37%	9,226
Hartford Life & Accident Ins Co	1.21%	8,136
Northwestern Mut Life Ins Co	1.18%	7,947
Unum Life Ins Co Of Amer	1.18%	7,921
Prudential Ins Co Of Amer	1.15%	7,774
New York Life Ins & Ann Corp	0.99%	6,690
Principal Life Ins Co	0.94%	6,324
USAA Life Ins Co	0.78%	5,263
Transamerica Life Ins Co	0.74%	4,986
Life Ins Co Of The Southwest	0.65%	4,384
Zurich Amer Life Ins Co	0.56%	3,768
American Income Life Ins Co	0.54%	3,649
BrightHouse Life Ins Co	0.54%	3,627

*Premiums under \$500 are rounded to zero.

LIFE ANNUITY MARKET SHARE CY 2022 (\$000)

Ordinary		
Company Name	% of Market	Direct Prems Written
New York Life Ins & Ann Corp	20.14%	75,245
Athene Ann & Life Co	9.94%	37,131
Lincoln Natl Life Ins Co	6.42%	23,969
Massachusetts Mut Life Ins Co	5.91%	22,066
Western Southern Life Assur Co	4.54%	16,945
USAA Life Ins Co	4.45%	16,617
Oceanview Life & Annuity Co	3.47%	12,971
Jackson Natl Life Ins Co	3.42%	12,765
American Gen Life Ins Co	2.25%	8,403
Allianz Life Ins Co Of N Amer	2.25%	8,390
Nationwide Life Ins Co	2.21%	8,266
Nassau Life & Ann Co	2.15%	8,042
Fidelity & Guar Life Ins Co	1.97%	7,341
Security Benefit Life Ins Co	1.91%	7,125
North Amer Co Life & Hlth Ins	1.83%	6,826
Thrivent Financial For Lutherans	1.65%	6,178
New York Life Ins Co	1.61%	6,033
Variable Ann Life Ins Co	1.58%	5,888
Members Life Ins Co	1.50%	5,595
Zurich Amer Life Ins Co	1.45%	5,400

Group		
Company Name	% of Market	Direct Prems Written
Ameritas Life Ins Corp	23.14%	22,459
Voya Retirement Ins & Ann Co	14.65%	14,220
Teachers Ins & Ann Assoc Of Amer	12.17%	11,814
Equitable Financial Life Ins Co	7.56%	7,336
Lincoln Natl Life Ins Co	6.33%	6,149
Prudential Ins Co Of Amer	5.49%	5,325
Metropolitan Tower Life Ins Co	5.42%	5,263
Variable Ann Life Ins Co	4.83%	4,692
Metropolitan Life Ins Co	4.13%	4,013
American United Life Ins Co	3.73%	3,623
Sentry Life Ins Co	2.54%	2,469
Nationwide Life Ins Co	2.06%	1,998
Massachusetts Mut Life Ins Co	1.96%	1,904
Fidelity & Guar Life Ins Co	1.44%	1,394
Athene Ann & Life Co	1.05%	1,020
American Fidelity Assur Co	0.70%	684
Banner Life Ins Co	0.47%	457
Pacific Life Ins Co	0.44%	427
American Gen Life Ins Co	0.39%	383
Nationwide Life & Ann Ins Co	0.30%	289

Total		
Company Name	% of Market	Direct Prems Written
New York Life Ins & Ann Corp	15.99%	75,245
Athene Ann & Life Co	8.11%	38,151
Lincoln Natl Life Ins Co	6.40%	30,118
Ameritas Life Ins Corp	5.38%	25,300
Massachusetts Mut Life Ins Co	5.09%	23,970
Western Southern Life Assur Co	3.60%	16,959
USAA Life Ins Co	3.53%	16,617
Voya Retirement Ins & Ann Co	3.02%	14,232
Teachers Ins & Ann Assoc Of Amer	2.98%	14,038
Oceanview Life & Annuity Co	2.76%	12,971
Jackson Natl Life Ins Co	2.71%	12,765
Variable Ann Life Ins Co	2.25%	10,580
Nationwide Life Ins Co	2.18%	10,264
American Gen Life Ins Co	1.87%	8,785
Fidelity & Guar Life Ins Co	1.86%	8,735
Allianz Life Ins Co Of N Amer	1.78%	8,390
Nassau Life & Ann Co	1.71%	8,042
Equitable Financial Life Ins Co	1.58%	7,434
Security Benefit Life Ins Co	1.52%	7,139
North Amer Co Life & Hlth Ins	1.45%	6,826

LIFE ANNUITY TOTAL BUSINESS CY 2022 (\$000)

Company Name	Dom	Issued During Current Year	Ceased In Force During Current Year	In Force End of Year	Life Insurance Premiums	Annuity Considerations	Claims and Benefits Paid	Dividends
4 Ever Life Ins Co	IL	40	0	341	4	0	0	0
5 Star Life Ins Co	NE	55,177	-44,023	301,464	568	0	520	0
AAA Life Ins Co	MI	10,629	-10,903	134,375	815	23	766	0
Ability Ins Co	NE	0	0	0	0	0	0	0
Accordia Life & Ann Co	IA	0	11,636	178,013	383	0	301	8
Aetna Life Ins Co	CT	0	-275	6,895	93	-19	593	30
Allianz Life Ins Co Of N Amer	MN	48,356	-2,778	85,771	1,622	8,390	8,336	0
Amalgamated Life Ins Co	NY	0	2,211	41,554	0	0	0	0
American Amicable Life Ins Co Of TX	TX	10,116	-4,000	15,301	139	4	53	4
American Bankers Life Assur Co Of FL	FL	0	-222	2	1	0	0	0
American Benefit Life Ins Co	OK	0	0	5	0	0	0	0
American Equity Invest Life Ins Co	IA	0	0	18	0	586	3,127	0
American Family Life Assur Co of Col	NE	10,770	-12,650	64,339	359	0	260	0
American Family Life Ins Co	WI	6	-1,303	29,895	119	0	87	6
American Fidelity Assur Co	OK	20,790	-16,395	112,551	735	2,722	1,267	0
American Fidelity Life Ins Co	FL	0	-419	8,090	21	2	0	0
American Gen Life Ins Co	TX	74,189	-156,926	1,772,657	3,590	8,785	23,114	4
American Heritage Life Ins Co	FL	1,480	-3,225	25,232	198	0	166	0
American Hlth & Life Ins Co	TX	0	49	1,327	25	0	8	0
American Income Life Ins Co	IN	53,454	-39,638	180,203	3,649	0	726	0
American Memorial Life Ins Co	SD	46	-175	2,259	62	2	132	-1
American Natl Ins Co	TX	13,981	-15,015	143,612	757	1,214	2,769	1
American Natl Life Ins Co Of TX	TX	140	-2	305	6	0	2	0
American Public Life Ins Co	OK	0	0	0	0	0	0	0
American Republic Ins Co	IA	0	-139	144	-2	0	16	0
American United Life Ins Co	IN	5,621	-3,339	87,306	1,235	3,633	10,116	53
Americo Fin Life & Ann Ins Co	TX	34,555	-8,101	44,753	532	0	346	1
Ameritas Life Ins Corp	NE	63,169	-20,814	250,680	2,441	25,300	7,041	25
Amica Life Ins Co	RI	1,250	-2,412	21,368	54	0	0	0
Annuity Investors Life Ins Co	OH	0	0	0	0	7	90	0
Anthem Life Ins Co	IN	0	669	770	1	0	0	0
Aspida Life Ins Co	MI	0	0	0	0	184	0	0

LIFE ANNUITY TOTAL BUSINESS CY 2022 (\$000)

Company Name	Dom	Issued During Current Year	Ceased In Force During Current Year	In Force End of Year	Life Insurance Premiums	Annuity Considerations	Claims and Benefits Paid	Dividends
Assurity Life Ins Co	NE	1,865	-3,128	13,598	68	0	25	8
Athene Ann & Life Assur Co Of NY	NY	0	-11	116	10	0	22	0
Athene Ann & Life Co	IA	0	-13,897	11,866	45	38,151	7,525	17
Athene Annuity & Life Assur Co	DE	0	-1,574	11,930	79	0	233	1
Atlantic Coast Life Ins Co	SC	0	0	0	0	0	-102	0
Aurora Natl Life Assur Co	CA	0	2	482	6	0	186	0
Baltimore Life Ins Co	MD	168	-303	944	27	0	10	0
Bankers Fidelity Life Ins Co	GA	280	-175	525	15	0	0	0
Bankers Life & Cas Co	IL	50	-3,347	1,219	74	0	185	3
Banner Life Ins Co	MD	688,928	-204,894	1,448,649	1,673	457	727	1
Beneficial Life Ins Co	UT	0	-106	18,616	61	0	895	4
Berkley Life & Hlth Ins Co	IA	0	-1	11	1	0	0	0
Berkshire Hathaway Life Ins Co NE	NE	0	0	0	0	0	22	0
Berkshire Life Ins Co of Amer	MA	0	0	400	0	0	0	0
Boston Mut Life Ins Co	MA	165	-420	1,985	25	0	59	3
Brighthouse Life Ins Co	DE	32,303	-58,190	498,965	3,627	5,147	13,595	456
Capitol Life Ins Co	TX	0	0	0	0	0	26	0
Central Security Life Ins Co	TX	0	-3	109	1	0	0	0
Central States H & L Co Of Omaha	NE	269	-4,140	4,624	3	0	0	0
Chesapeake Life Ins Co	OK	150	-103	2,881	22	0	0	0
Church Life Ins Corp	NY	100	-595	3,545	52	4	286	0
Clear Spring Life & Ann Co	DE	0	-75	81	1	368	63	0
CM Life Ins Co	CT	17,250	-1,683	25,848	43	158	279	0
CMFG Life Ins Co	IA	19,217	-14,989	82,550	1,399	719	41,006	34
Colonial Life & Accident Ins Co	SC	44,279	-34,053	130,270	816	0	369	0
Colonial Penn Life Ins Co	PA	13	-151	3,494	374	0	197	0
Columbian Mut Life Ins Co	NY	0	-14	145	2	6	12	0
Columbus Life Ins Co	OH	5,458	-898	18,297	243	0	975	1
Combined Ins Co Of Amer	IL	2,695	-1,553	5,256	71	0	21	0
Commonwealth Ann & Life Ins Co	MA	0	-78	808	2	0	84	3
Companion Life Ins Co	SC	0	-150	0	0	0	0	0
Connecticut Gen Life Ins Co	CT	0	-5,383	16,360	166	0	238	0

LIFE ANNUITY TOTAL BUSINESS CY 2022 (\$000)

Company Name	Dom	Issued During Current Year	Ceased In Force During Current Year	In Force End of Year	Life Insurance Premiums	Annuity Considerations	Claims and Benefits Paid	Dividends
Continental Amer Ins Co	NE	400	-305	345	109	0	0	0
Continental Gen Ins Co	TX	0	-139	468	3	0	3	0
Country Investors Life Assur Co	IL	0	455	5,333	20	6	348	0
Country Life Ins Co	IL	52,495	-34,916	701,833	2,697	0	1,141	161
Dearborn Life Ins Co	IL	0	0	693	21	0	48	0
Delaware Life Ins Co	DE	0	-11,345	2,322	2	3,245	17,944	0
Eagle Life Ins Co	IA	0	0	0	0	827	818	0
ELCO Mut Life & Ann	IL	0	0	0	0	130	47	0
EMC Natl Life Co	IA	458	-1,208	11,563	13	0	23	0
Empower Ann Ins Co	CT	0	0	0	0	0	1	0
Empower Ann Ins Co Of Amer	CO	0	-152,969	43,193	22	476	19,181	1
Equitable Financial Life & Ann Co	CO	0	0	111	1	0	0	0
Equitable Financial Life Ins Co	NY	49,118	-36,646	251,402	871	7,434	27,046	135
Equitable Financial Life Ins Co Of A	AZ	558	-6,395	59,734	399	1,442	910	0
Equitrust Life Ins Co	AZ	0	-256	1,563	0	961	1,384	0
Everlake Assur Co	IL	1,301	-28,437	412,932	1,339	0	263	0
Everlake Life Ins Co	IL	2,177	-12,044	159,476	1,094	9	3,084	0
Everly Life Ins Co	WI	0	10	132	1	0	0	0
Family Life Ins Co	TX	0	-7	173	2	0	0	0
Farmers New World Life Ins Co	WA	1,055	-4,856	107,618	447	0	1,441	0
Federal Life Ins Co	IL	0	5	11	0	0	0	0
Fidelity & Guar Life Ins Co	IA	104,380	-18,824	282,345	1,576	8,735	6,428	0
Fidelity Investments Life Ins Co	UT	3,000	-2,500	16,450	28	2,749	3,313	0
Fidelity Life Assn A Legal Reserve L	IL	11,160	-7,758	74,337	333	0	9	0
Fidelity Security Life Ins Co	MO	8,250	-3,454	53,889	65	0	6	0
First AllAmerica Fin Life Ins Co	MA	0	-33	960	7	0	82	6
First Cath Slovak Ladies Assn USA	OH	0	0	509	3	6	0	0
First Penn Pacific Life Ins Co	IN	0	-8,781	33,411	80	4	170	0
Forethought Life Ins Co	IN	1,061	-416	4,589	1,056	3,208	4,321	0
Fortitude Life Ins & Ann Co	AZ	0	-409	421	0	1	1,812	0
Funeral Directors Life Ins Co	TX	0	-18	508	4	1	127	0

LIFE ANNUITY TOTAL BUSINESS CY 2022 (\$000)

Company Name	Dom	Issued During Current Year	Ceased In Force During Current Year	In Force End of Year	Life Insurance Premiums	Annuity Considerations	Claims and Benefits Paid	Dividends
Garden State Life Ins Co	TX	0	-255	1,845	34	0	5	0
Genworth Life & Ann Ins Co	VA	0	-48,719	392,661	971	0	2,620	0
Genworth Life Ins Co	DE	0	-9,012	128,685	323	0	1,763	0
Gerber Life Ins Co	NY	6,399	-6,130	104,357	886	0	320	0
Globe Life & Accident Ins Co	NE	18,686	-16,590	127,689	1,096	0	447	1
Government Personnel Mut Life Ins Co	TX	600	-12	3,378	32	0	11	4
Great Southern Life Ins Co	TX	0	967	6,888	32	0	12	0
Guarantee Trust Life Ins Co	IL	21	-75	782	16	0	0	0
Guardian Ins & Ann Co Inc	DE	15,992	-3,921	49,557	67	1,191	4,841	0
Guardian Life Ins Co Of Amer	NY	25,306	-178,024	854,563	3,337	0	2,068	303
Hartford Life & Accident Ins Co	CT	147,220	551,389	4,438,269	8,136	0	7,058	0
HCC Life Ins Co	IN	0	0	217	2	0	0	0
Heartland Natl Life Ins Co	IN	0	0	3	0	0	0	0
Homesteaders Life Co	IA	991	-448	4,468	1,022	21	496	0
Horace Mann Life Ins Co	IL	3,882	-4,726	79,708	327	891	3,211	0
IA Amer Life Ins Co	TX	1,843	-2,759	13,338	181	126	16	0
Ibexis Life & Ann Ins Co	MO	0	-11,059	2,893	45	115	187	0
Idealife Ins Co	CT	0	1	525	2	0	0	0
Independent Order Of Foresters US Br	TX	16,735	-6,784	55,218	802	0	-70	12
Individual Assur Co Life Hlth & Acc	OK	0	0	0	0	0	0	0
Industrial Alliance Ins & Fin Serv I	TX	0	0	336	1	0	1	0
Integrity Life Ins Co	OH	0	-23	191	0	20	1,434	0
Investors Heritage Life Ins Co	KY	1	31	96	3	122	0	0
Investors Life Ins Co N Amer	TX	0	-104	229	4	0	106	0
Jackson Natl Life Ins Co	MI	20	-27,266	117,587	540	12,765	24,951	3
Jefferson Natl Life Ins Co	TX	0	152	2,832	92	2,329	268	81
John Alden Life Ins Co	AZ	0	-149	508	3	0	16	0
John Hancock Life & Hlth Ins Co	MA	0	2	116	0	0	0	0
John Hancock Life Ins Co USA	MI	51,979	-19,436	933,500	9,226	8	147,306	485
Kansas City Life Ins Co	MO	1,730	8,983	35,062	236	257	821	7
Knights Of Columbus	CT	2,894	-2,629	73,002	418	0	828	45
Lafayette Life Ins Co	OH	9,726	-464	37,325	492	0	200	12

LIFE ANNUITY TOTAL BUSINESS CY 2022 (\$000)

Company Name	Dom	Issued During Current Year	Ceased In Force During Current Year	In Force End of Year	Life Insurance Premiums	Annuity Considerations	Claims and Benefits Paid	Dividends
Landmark Life Ins Co	TX	0	-5	34	3	0	0	0
Liberty Bankers Life Ins Co	OK	40	-29	144	10	0	9	0
Liberty Natl Life Ins Co	NE	2,725	-5,076	151,605	1,005	0	177	0
Life Ins Co Of N Amer	PA	147,950	-196,714	1,100,336	2,476	0	2,279	0
Life Ins Co Of The Southwest	TX	176,893	-53,273	632,705	4,384	2,830	868	0
Life Of The South Ins Co	GA	0	0	231	93	0	0	0
LifeMap Assur Co	OR	860	0	4,208	7	0	50	0
LifeSecure Ins Co	MI	0	-43	345	2	0	172	0
Lincoln Benefit Life Co	NE	0	-69,539	909,210	2,700	177	2,616	0
Lincoln Heritage Life Ins Co	IL	570	-236	2,143	154	0	63	0
Lincoln Life & Ann Co Of NY	NY	0	0	1,104	12	0	78	0
Lincoln Natl Life Ins Co	IN	416,736	-87,660	2,436,226	11,830	30,118	32,671	52
Lombard Intl Life Assur Co	PA	1,012,741	-87,269	7,823,611	232,920	1,219	73,614	0
Loyal Amer Life Ins Co	OH	47	0	230	8	0	125	0
Lumico Life Ins Co	MO	2,999	-3,374	12,064	225	0	162	0
Madison Natl Life Ins Co Inc	WI	0	-38	650	10	11	6	0
Manhattan Life Ins Co	NY	0	0	61	3	0	0	0
Manhattan Natl Life Ins Co	OH	0	-300	1,411	11	0	0	0
ManhattanLife Ins & Ann Co	TX	0	0	1	1	0	0	0
Massachusetts Mut Life Ins Co	MA	48,228	-78,073	456,747	3,482	23,970	28,405	796
MassMutual Ascend Life Ins Co	OH	0	-99	2,643	9	1,521	2,568	0
Medico Ins Co	IA	0	2	28	0	0	0	0
Members Life Ins Co	IA	1,358	-848	960	28	5,595	2,739	0
Metropolitan Life Ins Co	NY	22,561	536,012	9,017,513	12,719	4,001	40,102	445
Metropolitan Tower Life Ins Co	NE	0	-3,140	19,806	200	5,263	1,172	35
Mid West Natl Life Ins Co Of TN	TX	0	-120	881	5	0	21	0
Midland Natl Life Ins Co	IA	41,491	-28,778	385,378	2,401	4,309	5,701	10
Midwestern United Life Ins Co	IN	0	0	148	0	0	0	0
Minnesota Life Ins Co	MN	9,505	-22,415	487,037	3,145	605	9,068	38
MML Bay State Life Ins Co	CT	0	110	1,449	2	0	0	0
Monitor Life Ins Co Of NY	NY	0	0	0	0	0	-2	0
Mony Life Ins Co	NY	0	-6,182	106,995	990	0	3,517	703

LIFE ANNUITY TOTAL BUSINESS CY 2022 (\$000)

Company Name	Dom	Issued During Current Year	Ceased In Force During Current Year	In Force End of Year	Life Insurance Premiums	Annuity Considerations	Claims and Benefits Paid	Dividends
Mutual Of Amer Life Ins Co	NY	400	-209	1,767	6	0	11,652	0
Nassau Life & Ann Co	CT	-50	-2,497	2,679	8	8,042	135	0
Nassau Life Ins Co	NY	0	-1,509	15,812	87	0	516	43
National Benefit Life Ins Co	NY	104	993	2,148	7	0	0	0
National Farmers Union Life Ins Co	TX	0	-14	882	7	0	3	0
National Guardian Life Ins Co	WI	3	-7	1,568	20	10	50	0
National Hlth Ins Co	TX	3,055	-3,315	5,365	106	0	0	0
National Life Ins Co	VT	3,200	469	27,005	138	0	44	14
National Western Life Ins Co	CO	0	646	3,330	14	0	417	0
Nationwide Life & Ann Ins Co	OH	18,376	-7,807	198,545	1,770	2,762	3,005	0
Nationwide Life Ins Co	OH	2,770	-31,602	33,304	200	10,264	25,183	14
Natl Foundation Life Ins Co	TX	10	58	68	2	0	0	0
New England Life Ins Co	MA	0	-174	5,175	26	0	26	0
New York Life Ins & Ann Corp	DE	28,012	-37,088	671,054	6,690	75,245	81,995	0
New York Life Ins Co	NY	416,346	-528,218	6,754,637	39,950	6,100	45,077	13,991
North Amer Co Life & Hlth Ins	IA	36,633	-10,348	235,909	673	6,826	2,063	0
Northwestern Mut Life Ins Co	WI	135,391	-32,113	1,347,650	7,947	401	7,683	3,623
NYLife Ins Co Of AZ	AZ	0	-1,525	21,900	191	0	7	0
Occidental Life Ins Co Of NC	TX	1,476	-867	3,354	52	6	26	0
Oceanview Life & Annuity Co	AL	0	0	0	0	12,971	5	0
Ohio Natl Life Assur Corp	OH	1,000	-8,635	101,214	316	0	274	0
Ohio Natl Life Ins Co	OH	0	-327	16,517	338	0	278	59
Ohio State Life Ins Co	TX	0	-153	2,498	21	150	10	0
Old Republic Life Ins Co	IL	0	-200	2,837	5	0	1	0
Oxford Life Ins Co	AZ	7	-10	187	18	0	229	0
Pacific Guardian Life Ins Co Ltd	HI	0	2	1,080	22	200	0	0
Pacific Life & Ann Co	AZ	0	0	0	0	0	240	0
Pacific Life Ins Co	NE	624,750	-66,337	1,514,014	63,906	2,740	21,273	4
Pan Amer Life Ins Co	LA	1,301	-1,813	9,782	95	0	73	6
Parker Centennial Assur Co	WI	0	0	0	0	0	15	0
Paul Revere Life Ins Co	MA	0	0	67	0	0	0	0
Pavonia Life Ins Co Of MI	MI	0	-650	3,050	13	0	0	0

LIFE ANNUITY TOTAL BUSINESS CY 2022 (\$000)

Company Name	Dom	Issued During Current Year	Ceased In Force During Current Year	In Force End of Year	Life Insurance Premiums	Annuity Considerations	Claims and Benefits Paid	Dividends
Penn Ins & Ann Co	DE	400	-6,585	22,600	567	0	109	0
Penn Mut Life Ins Co	PA	53,116	-744	198,204	3,077	256	935	64
PHL Variable Ins Co	CT	0	-3,248	56,292	393	0	2,537	0
Physicians Life Ins Co	NE	42	-1,835	4,543	344	0	372	0
Pioneer Amer Ins Co	TX	135	-510	2,704	44	21	12	0
Primerica Life Ins Co	TN	71,802	-128,475	975,730	3,557	0	2,162	0
Principal Life Ins Co	IA	156,439	-262,040	555,315	6,324	121	2,542	32
Principal Natl Life Ins Co	IA	31,470	-57,141	301,826	2,841	0	0	0
Protective Life Ins Co	TN	97,278	-76,868	1,084,486	3,163	1,548	1,781	3
Provident Life & Accident Ins Co	TN	447	-946	8,064	157	0	224	0
Pruco Life Ins Co	AZ	370,507	-85,523	3,278,608	113,376	2,898	63,349	0
Prudential Ins Co Of Amer	NJ	137,928	87,564	4,738,964	7,774	5,325	41,292	1,051
Reliable Life Ins Co	MO	15	2	303	1	0	0	0
Reliance Standard Life Ins Co	IL	1,500	109	79,067	272	125	969	0
Reliastar Life Ins Co	MN	0	-40,064	593,999	2,596	656	12,268	31
Reliastar Life Ins Co Of NY	NY	0	-159	3,169	9	0	142	0
RiverSource Life Ins Co	MN	26,036	-14,076	195,225	1,917	5,402	4,468	0
S USA Life Ins Co Inc	AZ	6,558	-431	6,319	64	4,322	15	0
SBLI USA Life Ins Co Inc	NY	0	-67	420	3	0	6	1
Securian Life Ins Co	MN	5,269	-35,926	2,352,500	3,536	109	2,933	0
Security Benefit Life Ins Co	KS	0	110	9,707	84	7,139	3,668	0
Security Life Of Denver Ins Co	CO	237	-14,095	66,726	763	0	831	0
Security Mut Life Ins Co Of NY	NY	0	531	6,857	137	0	0	3
Security Natl Life Ins Co	UT	48	-78	716	30	0	60	0
Senior Life Ins Co	GA	133	-65	350	17	0	0	0
Sentry Life Ins Co	WI	500	-500	10,785	30	2,470	308	0
Shenandoah Life Ins Co	VA	0	237	787	2	0	34	0
SILAC Ins Co	UT	0	0	11	0	1,804	209	0
Sons Of Norway	MN	2,075	-1,813	54,357	195	214	934	4
Standard Ins Co	OR	2,977	-368,681	1,026,147	2,435	1,186	36,040	77
Standard Life & Accident Ins Co	TX	561	-1,416	368	2	0	0	0
Standard Security Life Ins Co Of NY	NY	0	0	73	0	0	0	0
State Farm Life Ins Co	IL	397,750	-232,525	3,940,953	18,224	419	9,698	1,290

LIFE ANNUITY TOTAL BUSINESS CY 2022 (\$000)

Company Name	Dom	Issued During Current Year	Ceased In Force During Current Year	In Force End of Year	Life Insurance Premiums	Annuity Considerations	Claims and Benefits Paid	Dividends
State Life Ins Co	IN	649	294	4,748	414	159	146	0
State Mut Ins Co	GA	0	-11	33	2	0	11	0
Sterling Investors Life Ins Co	IN	0	0	0	2	0	0	0
Sterling Life Ins Co	IL	0	-5	15	0	0	0	0
Sun Life & Hlth Ins Co	MI	0	0	63	1	0	0	0
Surety Life Ins Co	NE	0	-368	4,604	40	0	20	0
Swiss Re Life & Hlth Amer Inc	MO	0	0	0	0	0	5	0
Symetra Life Ins Co	IA	124,744	-130,484	413,507	1,184	1,640	8,730	0
Talcott Resolution Life & Ann Ins Co	CT	0	-16,548	216,030	892	50	3,653	0
Talcott Resolution Life Ins Co	CT	0	-199,228	685,217	29	120	71,693	0
Teachers Ins & Ann Assoc Of Amer	NY	0	-294	9,991	250	14,038	13,103	157
Texas Life Ins Co	TX	25,827	-5,808	99,195	847	0	281	1
The Cincinnati Life Ins Co	OH	250	-1,513	40,751	101	0	201	0
The Savings Bank Mut Life Ins Co Of MA	MA	30,771	-6,604	251,839	294	0	87	4
Thrivent Financial For Lutherans	WI	13,273	78,056	511,158	3,171	6,178	8,882	514
TIAA Cref Life Ins Co	NY	100	-4,532	81,808	124	104	292	0
Tier One Ins Co	NE	28	0	28	0	0	0	0
Trans World Assur Co	CA	5,546	398	17,325	86	1	28	0
Transamerica Financial Life Ins Co	NY	0	349	4,614	38	0	3,605	0
Transamerica Life Ins Co	IA	56,171	-92,380	959,421	4,986	1,307	31,529	24
Trustmark Ins Co	IL	1,208	-3,329	15,661	31	0	18	0
Trustmark Life Ins Co	IL	0	0	28	0	0	0	0
Unified Life Ins Co	TX	0	-38	94	2	0	49	0
Unimerica Ins Co	WI	0	0	0	0	0	0	0
Union Fidelity Life Ins Co	KS	0	-28	675	15	0	29	0
Union Labor Life Ins Co	MD	445	-2,622	12,728	105	0	62	0
Union Security Ins Co	KS	0	-747	8,415	54	502	763	6
United Amer Ins Co	NE	0	-5	117	2	0	0	0
United Fidelity Life Ins Co	TX	0	-2	368	13	0	2	0
United Heritage Life Ins Co	ID	1	230	2,487	11	0	479	0
United Of Omaha Life Ins Co	NE	60,395	9,020	382,604	2,582	237	2,440	0
United Security Assur Co Of PA	PA	0	0	60	0	0	0	0
United States Life Ins Co In The Cit	NY	0	-441	2,801	27	0	535	0

LIFE ANNUITY TOTAL BUSINESS CY 2022 (\$000)

Company Name	Dom	Issued During Current Year	Ceased In Force During Current Year	In Force End of Year	Life Insurance Premiums	Annuity Considerations	Claims and Benefits Paid	Dividends
United World Life Ins Co	NE	0	-31	266	2	0	0	0
UnitedHealthcare Ins Co	CT	0	-11,071	1,597	23	0	0	0
Unum Life Ins Co Of Amer	ME	621,675	-179,488	3,241,655	7,921	0	6,070	8
US Br Sun Life Assur Co of Canada	MI	79,369	273,775	1,182,872	1,707	0	2,529	164
US Business of Canada Life Assur Co	MI	0	-250	18,347	295	0	240	0
US Financial Life Ins Co	AZ	0	-2,125	14,063	53	0	200	0
USAA Life Ins Co	TX	158,335	-109,045	2,334,577	5,263	16,617	9,325	144
USAbLe Life	AR	4,639	-8,131	155,993	637	0	372	0
Vantis Life Ins Co	CT	1,985	-635	4,993	18	0	262	0
Variable Ann Life Ins Co	TX	0	0	0	0	10,580	14,007	0
Venerable Ins & Ann Co	IA	0	-203	1,211	9	8	4,973	7
Voya Retirement Ins & Ann Co	CT	0	-1,624	6,464	41	14,232	39,133	0
Washington Natl Ins Co	IN	0	83	2,113	23	1	134	1
West Coast Life Ins Co	NE	0	-15,220	155,498	310	0	50	3
Western Southern Life Assur Co	OH	450	-577	6,403	60	16,959	3,989	0
Western United Life Assur Co	WA	0	0	0	0	215	809	0
Wilcac Life Ins Co	IL	0	-938	11,772	103	0	456	6
William Penn Life Ins Co Of NY	NY	0	1,500	4,500	10	0	0	0
Wilton Reassur Life Co Of NY	NY	0	-1,630	2,499	22	0	40	0
Woodmen World Life Ins Soc	NE	100	-1,125	7,913	57	24	563	9
Wysh Life & Hlth Ins Co	WI	749	0	749	0	0	0	0
Zurich Amer Life Ins Co	IL	32,939	-43,210	338,251	3,768	5,400	10,984	0
Total Companies: 279		7,496,755	-3,348,593	80,838,545	673,853	470,646	1,250,774	25,362

HEALTH INSURERS

Recap 41

Claims Survey 41

Individual 42

Group 43

Admitted Companies 44

Market Share by Category 45

Market Share Totals 46

Total Business 47-51

ACCIDENT & HEALTH RECAP CY 2022 (\$000)

	Direct Written Premiums	Direct Earned Premiums	Direct Losses Paid	Direct Losses Incurred
Group				
Property	\$2,940	\$3,022	\$720	\$237
Life	\$228,242	\$227,262	\$182,988	\$188,486
Health	\$332,832	\$336,064	\$281,384	\$288,801
Subtotal	\$564,014	\$566,348	\$465,091	\$477,524
Credit				
Property	\$4	\$7	-	(\$1)
Life	\$109	\$96	\$13	\$11
Subtotal	\$113	\$103	\$13	\$10
Federal Employees Health Benefits Program*				
Life	\$10,720	\$10,592	\$13,757	\$13,656
Health	\$502,557	\$502,557	\$469,200	\$477,104
Subtotal	\$513,277	\$513,150	\$482,957	\$490,760
Medicare Title XVIII*				
Life	\$20,006	\$20,175	\$16,026	\$16,669
Health	\$21,154	\$15,891	\$12,724	\$13,219
Subtotal	\$41,160	\$36,066	\$28,750	\$29,888
All Other				
Property	\$9,047	\$9,126	\$5,818	\$7,570
Life	\$47,983	\$47,840	\$20,645	\$17,268
Health	\$245,593	\$244,276	\$298,723	\$314,795
Subtotal	\$302,624	\$301,242	\$325,187	\$339,633
Total	\$1,421,188	\$1,416,908	\$1,301,997	\$1,337,816

Note: Health insurance coverage is written by various types of companies. These companies may be structured differently and may have different reporting requirements based on their type. This section on health insurance coverage written in Alaska reports information regardless of the type of insurer except where noted.

*Premium taxes are not charged on federal programs.

HEALTH INSURANCE CLAIMS SURVEY CY 2022

Total # of Claims Incurred During the Reporting Year?	1,814,173
1. Of the incurred claims, how many of these were clean claims*?	1,706,968
A. Of the incurred clean claims, how many of these were paid within 30 days of receipt of initial claim?	1,614,189
2. Of the incurred claims, how many of these were not clean claims?	107,205
A. Of the incurred claims that were not clean, how many provided notice within 30 days of receipt of initial claim?	33,985
B. Of the incurred claims that were not clean, how many of these were paid within 15 days after receipt of information requested OR within the 30 after receipt of the initial claim?	89,138
3. Of the incurred claims, how many had interest paid during the reporting year due to late payment of claims?	17,378
A. Of the incurred claims that had interest paid, what is the total dollar amount paid during the reporting year due to late payment of claims?	\$877,339

*"Clean claim" means a claim that does not have a defect or impropriety, including a lack of any required substantiating documentation, or a particular circumstance requiring special treatment that prevents timely payment of the claim.

AS 21.06.110(10) requires the division to report the number of rate filing comments; the division did not receive any this year. We also do not have changes to the division's efforts to improve or maintain public access to information on individual health insurance rate filings before they become effective.

INDIVIDUAL HEALTH INSURANCE CY 2022

Product	# New Policies Issued	# Policies Terminated	# Policies In Force End of Year	# Individuals Covered End of Year	Member Months	Direct Premium Paid	Direct Losses Paid
Comprehensive Major Medical							
Direct*	7,183	5,784	14,771	22,599	274,497	209,872,392	282,716,812
Short-Term Medical	26	75	228	3,592	43,188	255,052	495,193
Accident or AD&D	2,722	3,074	15,784	31,214	370,516	4,756,310	1,077,181
Dental	2,964	2,178	6,209	8,230	99,758	4,847,178	2,534,323
Disability Income	1,222	1,495	7,458	7,390	88,518	11,317,911	2,694,304
Fixed Indemnity	1,033	1,127	4,929	7,833	91,300	2,993,303	825,057
Long Term Care	55	174	4,299	4,538	54,854	11,843,531	5,628,756
Medicare Supplement	1,376	801	9,801	9,823	111,640	20,093,123	15,487,861
Specified Disease	1,383	1,472	9,336	17,531	202,458	5,014,910	1,807,077
Vision	340	310	1,314	2,223	21,782	430,884	190,554
Other**	1,141	381	3,915	9,506	116,023	362,983	98,812
Total***	19,445	16,871	78,044	124,479	1,474,534	271,787,577	313,555,930

*Losses are prior to the Alaska Reinsurance Program.

**Other includes - Travel, Critical Illness.

***Totals must balance to the NAIC Annual Statement Alaska State Page, as described in the instructions for this Health Insurance Survey.

GROUP HEALTH INSURANCE CY 2022

Product	# New Policies Issued	# Policies Terminated	# Policies In Force End of Year	# Individuals Covered End of Year	Member Months	Direct Premium Paid	Direct Losses Paid
Comprehensive Major Medical							
Single Employer (1-50 employees)	470	197	3,316	13,761	165,319	142,948,482	125,320,871
Single Employer (51+ employees)	59	188	1,133	27,024	324,486	223,086,702	200,585,276
Multiple Employer Assoc or Trust	1	0	6	1,188	10,773	6,915,697	4,649,387
Other Group	1	3	9	7,535	90,311	1,873,868	1,208,964
Accident or AD&D	536	2,150	4,480	414,498	4,248,963	13,388,479	3,511,015
Dental	283	264	2,010	65,718	804,367	37,553,547	31,407,510
Disability Income	60	111	1,515	168,316	2,391,122	49,469,001	30,652,669
Fixed Indemnity	80	1,298	706	2,972	37,978	1,408,425	606,139
Long Term Care	3	-93	208	1,794	21,474	2,139,279	2,375,814
Medicare Supplement	1,051	757	10,114	10,206	121,345	24,197,193	19,360,600
Specified Disease	147	1,571	1,830	26,013	312,297	4,696,887	500,218
Vision	162	104	747	176,119	629,198	5,425,669	2,512,204
Other*	189	175	1,116	2,571	30,963	1,955,128	1,519,406
Total**	3,042	6,725	27,190	917,715	9,188,596	515,058,357	424,210,073
Other Business							
Stop Loss	158	74	2,340	156,387	1,832,902	103,945,788	93,611,880
Administrative Services Only	92	3	719	43,332	509,921		
Administrative Service Contracts	0	256	68,754	213,331	2,565,318		

*Other includes - Student Health, Travel, Hospital Surgical Expense, Limited Benefit, etc.

**Totals must balance to the NAIC Annual Statement Alaska State Page, as described in the instructions for this Health Insurance Survey.

ADMITTED COMPANIES CY 2022 - HEALTH (\$000)

NAIC #	Company Name	Assets	Surplus
63444	Accendo Ins Co	362,071	83,473
78700	Aetna Hlth & Life Ins Co	690,614	300,617
72052	Aetna Hlth Ins Co	250,474	116,580
82406	All Savers Ins Co	1,787,675	937,290
60250	AmFirst Ins Co	98,397	71,471
12151	Arcadian Hlth Plan Inc	1,848,764	930,292
12567	Care Improvement Plus S Central Ins	6,067,278	2,292,362
80799	Celtic Ins Co	1,624,532	794,886
78301	Clear Spring Hlth Ins Co	403,441	53,217
86371	Clover Ins Co	310,528	122,004
81973	Coventry Hlth & Life Ins Co	917,003	643,848
81396	Delta Dental Ins Co	522,015	262,483
54941	Delta Dental Plan Of OR	250,503	210,056
73474	Dentegra Ins Co	156,393	74,540
67636	DSM USA Ins Co Inc	148,687	70,212
12747	Elixir Ins Co	418,112	69,829
88595	Emphesys Ins Co	95,471	58,969
90328	First Hlth Life & Hlth Ins Co	135,020	31,436
85286	Fresenius Hlth Plans Ins Co	9,057	8,891
62286	Golden Rule Ins Co	607,971	311,783
78611	HCSC Ins Serv Co	1,077,552	105,223
70670	Health Care Serv Corp A Mut Legal Re	37,167,269	23,352,758
12902	Healthspring Life & Hlth Ins Co Inc	981,834	534,107
71768	HM Hlth Ins Co	46,954	23,388
60052	Humana Benefit Plan Of IL Inc	1,186,471	624,971
73288	Humana Ins Co	10,180,328	4,813,772

NAIC #	Company Name	Assets	Surplus
70580	Humanadental Ins Co	360,550	187,920
76503	Lasso Hlthcare Ins Co	17,512	3,818
94188	Lifewise Assur Co	270,483	179,077
63762	Medco Containment Life Ins Co	694,092	294,197
18750	Merit Hlth Ins Co	40,477	40,104
16628	Moda Assur Co	13,334	3,903
47098	Moda Hlth Plan Inc	377,466	110,520
81264	Nippon Life Ins Co Of Amer	240,930	147,490
88080	Omaha Hlth Ins Co	339,807	265,424
70785	Pacificare Life & Hlth Ins Co	198,320	195,983
47570	Premera Blue Cross	3,321,830	1,656,717
15203	Providence Hlth Assur	272,417	62,487
71420	Sierra Hlth & Life Ins Co Inc	5,854,939	2,938,371
12575	SilverScript Ins Co	3,203,177	1,147,507
85766	United Concordia Ins Co	322,259	217,313
84549	UnitedHealthcare Ins Co Of Amer	305,108	240,005
97179	UnitedHealthcare Life Ins Co	186,849	90,922
97772	US Hlth & Life Ins Co Inc	70,121	18,347
39616	Vision Serv Plan Ins Co	485,261	333,781
53031	VSP Vision Care Inc	91,357	55,767
83445	WellCare Hlth Ins Of AZ Inc	303,450	114,128
64467	WellCare Hlth Ins Of KY Inc	1,038,544	474,329
10155	WellCare Prescription Ins Inc	5,536,053	348,379
53139	Wisconsin Physicians Serv Ins Corp	262,227	142,463
Total Companies: 50		91,150,978	46,167,408

ACCIDENT & HEALTH MARKET SHARE CY 2022 (\$000)

Group		
Company Name	% of Market	Direct Premis Written
Premera Blue Cross	55.08%	310,668
Aetna Life Ins Co	6.39%	36,057
UnitedHealthcare Ins Co	5.44%	30,658
US Br Sun Life Assur Co Of Canada	3.64%	20,510
Reliastar Life Ins Co	3.24%	18,297
Moda Hlth Plan Inc	2.98%	16,786
Metropolitan Life Ins Co	2.68%	15,137
Unum Life Ins Co Of Amer	2.62%	14,803
Cigna Hlth & Life Ins Co	2.08%	11,704
Hartford Life & Accident Ins Co	1.94%	10,960
Symetra Life Ins Co	1.44%	8,106
HCC Life Ins Co	1.36%	7,698
Principal Life Ins Co	0.97%	5,457
Health Care Serv Corp A Mut Legal Re	0.95%	5,378
Life Ins Co Of N Amer	0.90%	5,090
Standard Ins Co	0.75%	4,236
Guardian Life Ins Co Of Amer	0.65%	3,692
Prudential Ins Co Of Amer	0.62%	3,524
National Hlth Ins Co	0.56%	3,164
Companion Life Ins Co	0.49%	2,778

Credit (Group and Individual)		
Company Name	% of Market	Direct Premis Written
Life Of The South Ins Co	65.44%	74
American Natl Ins Co	16.80%	19
Minnesota Life Ins Co	15.55%	18
CMFG Life Ins Co	2.72%	3
American Bankers Ins Co Of FL	2.15%	2
Central States Ind Co Of Omaha	0.61%	1
Transamerica Cas Ins Co	0.56%	1
Securian Life Ins Co	0.00%	0
State Farm Mut Auto Ins Co	-0.11%	0
American Republic Ins Co	-3.72%	-4

Medicare Title XVIII		
Company Name	% of Market	Direct Premis Written
Aetna Life Ins Co	23.46%	9,657
Humana Ins Co	17.66%	7,268
UnitedHealthcare Ins Co	14.51%	5,974
Sierra Hlth & Life Ins Co Inc	12.89%	5,307
Cigna Hlth & Life Ins Co	10.63%	4,375
WellCare Prescription Ins Inc	9.55%	3,930
Elixir Ins Co	6.66%	2,739
SilverScript Ins Co	2.22%	914
Clear Spring Hlth Ins Co	0.94%	389
Medco Containment Life Ins Co	0.66%	270
Lasso Hlthcare Ins Co	0.46%	188
Omaha Hlth Ins Co	0.36%	149
First Hlth Life & Hlth Ins Co	0.00%	0

Federal Employees Health Benefits		
Company Name	% of Market	Direct Premis Written
Premera Blue Cross	97.91%	502,557
Aetna Life Ins Co	2.09%	10,713
UnitedHealthcare Ins Co	0.00%	7

All Other		
Company Name	% of Market	Direct Premis Written
Premera Blue Cross	62.18%	215,053
Lifewise Assur Co	7.60%	26,279
Moda Assur Co	5.38%	18,607
American Family Life Assur Co of Col	2.23%	7,726
Mutual Of Omaha Ins Co	1.95%	6,749
Delta Dental Plan of OR	1.31%	4,525
State Farm Mut Auto Ins Co	1.24%	4,292
Colonial Life & Accident Ins Co	0.96%	3,310
Genworth Life Ins Co	0.95%	3,295
VSP Vision Care Inc	0.88%	3,050
Humana Ins Co	0.80%	2,759
United States Fire Ins Co	0.62%	2,135
New York Life Ins Co	0.55%	1,892
Berkshire Life Ins Co Of Amer	0.54%	1,854
Loyal Amer Life Ins Co	0.53%	1,823
American Fidelity Assur Co	0.51%	1,777
USAA Life Ins Co	0.41%	1,434
John Hancock Life Ins Co USA	0.35%	1,218
Northwestern Mut Life Ins Co	0.35%	1,215
Principal Life Ins Co	0.35%	1,196

*Premiums under \$500 are rounded to zero.

ACCIDENT & HEALTH MARKET SHARE CY 2022 (\$000)

Total		
Company Name	% of Market	Direct Prems Written
Premera Blue Cross	71.23%	1,028,279
Aetna Life Ins Co	3.91%	56,428
UnitedHealthcare Ins Co	2.54%	36,639
Lifewise Assur Co	1.82%	26,280
US Br Sun Life Assur Co Of Canada	1.42%	20,510
Moda Assur Co	1.29%	18,607
Reliastar Life Ins Co	1.27%	18,298
Moda Hlth Plan Inc	1.22%	17,551
Cigna Hlth & Life Ins Co	1.14%	16,470
Metropolitan Life Ins Co	1.11%	15,984
Unum Life Ins Co Of Amer	1.04%	14,995
Hartford Life & Accident Ins Co	0.76%	10,960
Humana Ins Co	0.70%	10,038
Symetra Life Ins Co	0.56%	8,106
American Family Life Assur Co Of Col	0.54%	7,750
HCC Life Ins Co	0.53%	7,698
Mutual Of Omaha Ins Co	0.47%	6,838
Principal Life Ins Co	0.46%	6,654
Health Care Serv Corp A Mut Legal Re	0.38%	5,504
Life Ins Co Of N Amer	0.35%	5,098

ACCIDENT & HEALTH TOTAL BUSINESS CY 2022 (\$000)

Company Name	DOM	Direct Written Prem	Direct Earned Prem	Divi-dends Paid	Direct Losses Paid	Direct Losses Incurred	Company Name	DOM	Direct Written Prem	Direct Earned Prem	Divi-dends Paid	Direct Losses Paid	Direct Losses Incurred
21st Century Premier Ins Co	PA	0	0	0	0	0	Americo Fin Life & Ann Ins Co	TX	7	7	0	9	9
4 Ever Life Ins Co	IL	956	956	0	609	612	Ameritas Life Ins Corp	NE	1,423	1,400	0	681	683
5 Star Life Ins Co	NE	6	6	0	0	0	Amex Assur Co	IL	72	72	0	0	5
AAA Life Ins Co	MI	110	110	0	0	-1	Arch Ins Co	MO	41	43	0	1	2
Accendo Ins Co	UT	135	2	0	0	0	Aspen Amer Ins Co	TX	0	0	0	0	0
Ace Amer Ins Co	PA	1,447	1,508	0	75	-172	Assurity Life Ins Co	NE	119	118	0	43	-72
Aegis Security Ins Co	PA	1	1	0	0	0	Athene Annuity & Life Assur Co	DE	7	7	0	0	0
Aetna Hlth & Life Ins Co	CT	65	65	0	15	15	Atlantic Specialty Ins Co	NY	0	0	0	0	0
Aetna Hlth Ins Co	PA	12	12	0	32	33	Axis Ins Co	IL	90	96	0	0	12
Aetna Life Ins Co	CT	56,428	56,146	0	55,922	55,652	Baltimore Life Ins Co	MD	0	0	0	0	0
Allianz Life Ins Co Of N Amer	MN	286	288	0	0	0	Bankers Fidelity Life Ins Co	GA	38	0	0	0	0
Amalgamated Life Ins Co	NY	0	0	0	0	0	Bankers Life & Cas Co	IL	67	71	0	289	-268
American Bankers Ins Co Of FL	FL	2	2	0	0	0	Banner Life Ins Co	MD	18	18	0	0	0
American Bankers Life Assur Co Of FL	FL	0	0	0	0	0	BCS Ins Co	OH	34	34	0	9	10
American Family Life Assur Co Of Col	NE	7,750	7,728	0	2,661	2,543	Beazley Ins Co Inc	CT	8	8	0	1	2
American Fidelity Assur Co	OK	3,278	3,324	0	1,153	1,365	Benchmark Ins Co	KS	662	662	0	79	143
American Gen Life Ins Co	TX	79	79	0	11	10	Berkley Life & Hlth Ins Co	IA	571	569	0	631	680
American Heritage Life Ins Co	FL	1,015	1,019	0	258	251	Berkshire Hathaway Specialty Ins Co	NE	0	0	0	0	-13
American Hlth & Life Ins Co	TX	22	27	0	0	0	Berkshire Life Ins Co Of Amer	MA	1,854	1,852	0	428	-2,725
American Home Assur Co	NY	3	3	0	0	0	Best Life & Hlth Ins Co	TX	736	731	0	390	387
American Income Life Ins Co	IN	315	315	0	41	109	Boston Mut Life Ins Co	MA	1	1	0	0	0
American Natl Ins Co	TX	19	30	0	11	7	Brighthouse Life Ins Co	DE	42	60	0	1	-350
American Natl Life Ins Co Of TX	TX	9	9	0	2	-17	Capitol Life Ins Co	TX	2	2	0	4	4
American Public Life Ins Co	OK	17	17	0	3	3	Catlin Ins Co	TX	0	0	0	0	0
American Republic Ins Co	IA	17	48	0	5	3	Celtic Ins Co	IL	4	4	0	0	0
American United Life Ins Co	IN	0	0	0	7	7	Central States H & L Co Of Omaha	NE	0	70	0	8	-1
							Central States Ind Co Of Omaha	NE	1	1	0	0	0
							Centre Life Ins Co	MA	8	8	0	0	0

ACCIDENT & HEALTH TOTAL BUSINESS CY 2022 (\$000)

Company Name	DOM	Direct Written Prem	Direct Earned Prem	Dividends Paid	Direct Losses Paid	Direct Losses Incurred	Company Name	DOM	Direct Written Prem	Direct Earned Prem	Dividends Paid	Direct Losses Paid	Direct Losses Incurred
Chesapeake Life Ins Co	OK	480	483	0	55	39	Federal Ins Co	IN	-340	-325	0	-36	-105
Cigna Hlth & Life Ins Co	CT	16,470	16,621	0	24,137	24,877	Federal Life Ins Co	IL	1	1	0	0	0
Clear Spring Hlth Ins Co	AZ	389	389	0	78	205	Fidelity Life Assn A Legal Reserve L	IL	0	0	0	0	0
CMFG Life Ins Co	IA	2,262	2,263	0	987	3,489	Fidelity Security Life Ins Co	MO	2,700	2,697	0	1,518	1,731
Colonial Life & Accident Ins Co	SC	3,843	3,866	0	806	771	First Hlth Life & Hlth Ins Co	TX	24	24	0	22	21
Colonial Penn Life Ins Co	PA	47	46	0	27	27	Forethought Life Ins Co	IN	47	47	0	0	0
Combined Ins Co Of Amer	IL	58	59	0	13	16	Genworth Life & Ann Ins Co	VA	6	6	0	1	1
Commercial Travelers Life Ins Co	NY	0	0	0	0	0	Genworth Life Ins Co	DE	3,703	3,811	0	856	54
Companion Life Ins Co	SC	2,778	2,789	0	1,844	1,832	Gerber Life Ins Co	NY	400	397	0	50	52
Connecticut Gen Life Ins Co	CT	5	5	0	1	0	Globe Life & Accident Ins Co	NE	164	209	0	98	102
Continental Amer Ins Co	NE	719	750	0	107	108	Golden Rule Ins Co	IN	750	732	0	272	307
Continental Cas Co	IL	586	560	0	1,132	2,503	Government Employees Ins Co	NE	1	1	0	0	0
Continental Gen Ins Co	TX	78	100	0	287	555	Government Personnel Mut Life Ins Co	TX	2	2	0	1	1
Country Life Ins Co	IL	80	83	0	5	168	Granular Ins Co	SC	2,664	2,663	0	3,451	3,920
Dearborn Life Ins Co	IL	10	10	0	5	5	Great Amer Ins Co	OH	19	16	0	0	0
Delta Dental Ins Co	DE	940	940	0	982	1,011	Great Northern Ins Co	IN	0	0	0	0	0
Delta Dental Plan Of OR	OR	4,525	4,525	0	3,341	3,390	Great Southern Life Ins Co	TX	22	22	0	0	0
Elips Life Ins Co	MO	2	2	0	0	0	Guarantee Trust Life Ins Co	IL	57	57	0	35	195
Elixir Ins Co	OH	2,739	2,739	0	2,555	2,807	Guardian Life Ins Co Of Amer	NY	3,888	3,871	8	2,276	1,350
Empower Ann Ins Co Of Amer	CO	-68	-322	0	-193	-50	Hartford Fire Ins Co	CT	28	29	0	0	3
Equitable Financial Life Ins Co	NY	668	683	0	151	151	Hartford Life & Accident Ins Co	CT	10,960	10,994	0	4,681	5,393
Equitable Financial Life Ins Co Of A	AZ	33	33	0	0	0	HCC Life Ins Co	IN	7,698	7,698	0	6,700	6,507
Everlake Life Ins Co	IL	45	45	0	20	23	Health Care Serv Corp A Mut Legal Re	IL	5,504	5,504	0	6,699	6,739
Everly Life Ins Co	WI	1	1	0	0	0	Heartland Natl Life Ins Co	IN	30	27	0	0	0
Family Heritage Life Ins Co Of Amer	OH	73	73	0	18	19	Horace Mann Life Ins Co	IL	19	19	0	24	5
Family Life Ins Co	TX	7	7	0	0	0	Humana Ins Co	WI	10,038	10,027	0	7,512	7,647
Farmers New World Life Ins Co	WA	7	7	0	5	5	Humanadental Ins Co	WI	240	239	0	82	82

ACCIDENT & HEALTH TOTAL BUSINESS CY 2022 (\$000)

Company Name	DOM	Direct Written Prem	Direct Earned Prem	Dividends Paid	Direct Losses Paid	Direct Losses Incurred	Company Name	DOM	Direct Written Prem	Direct Earned Prem	Dividends Paid	Direct Losses Paid	Direct Losses Incurred
Independence Amer Ins Co	DE	208	204	0	449	186	Madison Natl Life Ins Co Inc	WI	10	10	0	2	2
Independent Order Of Foresters Us Br	TX	3	3	0	0	0	Manhattan Life Ins Co	NY	25	25	0	14	14
Individual Assur Co Life Hlth & Acc	OK	29	29	0	33	33	ManhattanLife Ins & Ann Co	TX	58	49	0	11	11
Investors Life Ins Co N Amer	TX	0	0	0	0	0	Markel Ins Co	IL	6	7	0	0	-1
Jackson Natl Life Ins Co	MI	15	11	0	0	0	Massachusetts Mut Life Ins Co	MA	520	524	15	13	191
Jefferson Natl Life Ins Co	TX	0	0	0	0	0	Medamerica Ins Co	PA	70	69	0	0	0
John Alden Life Ins Co	AZ	5	5	0	0	0	Medco Containment Life Ins Co	PA	270	270	0	280	140
John Hancock Life & Hlth Ins Co	MA	11	13	0	85	88	Medico Corp Life Ins Co	IA	11	11	0	11	12
John Hancock Life Ins Co USA	MI	1,635	1,621	0	973	1,358	Medico Ins Co	IA	14	14	0	4	4
Kansas City Life Ins Co	MO	120	120	0	53	48	Metropolitan Life Ins Co	NY	15,984	14,901	0	13,769	12,924
Knights Of Columbus	CT	29	31	0	24	-2	Metropolitan Tower Life Ins Co	NE	1	1	0	0	0
Lafayette Life Ins Co	OH	0	0	0	367	366	Mid West Natl Life Ins Co Of TN	TX	12	13	0	1	0
Lasso Hlthcare Ins Co	TX	188	188	0	39	37	Minnesota Life Ins Co	MN	1,437	1,430	0	728	1,042
Liberty Ins Underwriters Inc	IL	0	11	0	0	-5	Moda Assur Co	AK	18,607	17,303	0	18,340	19,872
Liberty Natl Life Ins Co	NE	25	25	0	2	2	Moda Hlth Plan Inc	OR	17,551	19,209	0	14,313	15,028
Life Ins Co Of N Amer	PA	5,098	5,026	0	3,933	6,707	Mony Life Ins Co	NY	31	35	20	39	6
Life Ins Co Of The Southwest	TX	0	0	0	0	0	Mutual Of Amer Life Ins Co	NY	12	12	0	0	0
Life Of The South Ins Co	GA	74	14	0	2	4	Mutual Of Omaha Ins Co	NE	6,838	6,828	0	4,347	4,496
LifeMap Assur Co	OR	1	1	0	0	0	Nassau Life & Ann Co	CT	22	22	0	27	25
LifeSecure Ins Co	MI	309	318	0	7	19	National Benefit Life Ins Co	NY	0	0	0	0	0
Lifewise Assur Co	WA	26,280	26,286	0	26,424	23,750	National Cas Co	OH	0	0	0	0	0
Lincoln Benefit Life Co	NE	149	148	0	215	342	National Guardian Life Ins Co	WI	111	111	0	66	70
Lincoln Heritage Life Ins Co	IL	0	0	0	0	0	National Hlth Ins Co	TX	3,897	3,873	0	2,422	2,507
Lincoln Life & Ann Co Of NY	NY	2	3	0	0	0	National Life Ins Co	VT	4	7	0	0	0
Lincoln Natl Life Ins Co	IN	2,546	2,465	0	1,686	1,724	National Teachers Assoc Life Ins Co	TX	6	6	0	1	2
Loyal Amer Life Ins Co	OH	1,823	1,822	0	1,421	1,465	National Union Fire Ins Co Of Pittsb	PA	929	1,009	0	194	97
Lumico Life Ins Co	MO	5	1	0	2	0	Nationwide Life Ins Co	OH	168	170	0	1,423	811

ACCIDENT & HEALTH TOTAL BUSINESS CY 2022 (\$000)

Company Name	DOM	Direct Written Prem	Direct Earned Prem	Dividends Paid	Direct Losses Paid	Direct Losses Incurred	Company Name	DOM	Direct Written Prem	Direct Earned Prem	Dividends Paid	Direct Losses Paid	Direct Losses Incurred
Nationwide Mut Ins Co	OH	0	0	0	0	0	Reliastar Life Ins Co Of NY	NY	28	32	0	0	0
Natl Foundation Life Ins Co	TX	44	43	0	5	5	Renaissance Life & Hlth Ins Co Of Am	IN	130	130	0	87	86
New England Life Ins Co	MA	5	5	0	0	0	Reserve Natl Ins Co	IL	9	9	0	9	8
New York Life Ins Co	NY	2,432	2,423	72	951	551	RiverSource Life Ins Co	MN	122	124	0	4	4
North River Ins Co	NJ	0	0	0	0	0	SBLI USA Life Ins Co Inc	NY	3	3	0	2	0
Northwestern Long Term Care Ins Co	WI	413	401	0	44	526	Securian Life Ins Co	MN	424	424	0	30	-106
Northwestern Mut Life Ins Co	WI	1,233	1,212	435	223	-9	Security Natl Life Ins Co	UT	0	0	0	0	0
Ohio Natl Life Assur Corp	OH	94	94	0	0	0	Sentry Ins Co	WI	1	-2	0	49	51
Ohio Natl Life Ins Co	OH	6	6	1	22	22	SILAC Ins Co	UT	13	13	0	51	52
Omaha Hlth Ins Co	NE	149	149	0	126	97	Sierra Hlth & Life Ins Co Inc	NV	5,334	5,334	0	5,334	5,334
Omaha Ins Co	NE	90	89	0	58	63	SilverScript Ins Co	TN	914	950	0	697	639
Oxford Life Ins Co	AZ	3	3	0	0	0	St Paul Fire & Marine Ins Co	CT	0	0	0	0	0
Pan Amer Life Ins Co	LA	218	218	0	33	31	Standard Ins Co	OR	5,043	4,181	0	2,590	4,620
Paul Revere Life Ins Co	MA	94	106	0	68	46	Standard Life & Accident Ins Co	TX	82	84	0	22	39
Penn Mut Life Ins Co	PA	2	2	0	0	0	Standard Security Life Ins Co Of NY	NY	7	7	0	0	0
Philadelphia Amer Life Ins Co	TX	2	3	0	0	0	Starmount Life Ins Co	ME	1,040	1,044	0	702	698
Philadelphia Ind Ins Co	PA	56	53	0	0	2	Starnet Ins Co	IA	0	0	0	0	0
Physicians Life Ins Co	NE	15	15	0	31	31	Starr Ind & Liab Co	TX	31	24	0	7	4
Physicians Mut Ins Co	NE	361	358	0	136	164	State Farm Mut Auto Ins Co	IL	4,919	4,878	0	3,405	3,243
Premera Blue Cross	WA	1,028,279	1,029,838	0	1,001,553	1,030,628	State Mut Ins Co	GA	1	1	0	5	5
Principal Life Ins Co	IA	6,654	6,419	0	3,381	3,264	Sterling Life Ins Co	IL	45	51	0	34	35
Protective Life Ins Co	TN	268	69	0	0	0	Swiss Re Corp Solutions Amer Ins Co	MO	179	179	0	0	73
Provident Life & Accident Ins Co	TN	975	971	0	155	144	Symetra Life Ins Co	IA	8,106	8,168	0	5,531	5,572
Provident Life & Cas Ins Co	TN	8	8	0	0	0	Talcott Resolution Life & Ann Ins Co	CT	0	0	0	0	0
Prudential Ins Co Of Amer	NJ	3,640	3,743	0	1,170	1,439	Talcott Resolution Life Ins Co	CT	54	54	0	18	18
QBE Ins Corp	PA	1	1	0	0	40	Teachers Ins & Ann Assoc Of Amer	NY	12	13	0	69	40
Reliance Standard Life Ins Co	IL	368	372	0	727	560							
Reliastar Life Ins Co	MN	18,298	18,727	0	14,016	14,054							

ACCIDENT & HEALTH TOTAL BUSINESS CY 2022 (\$000)

Company Name	DOM	Direct Written Prem	Direct Earned Prem	Dividends Paid	Direct Losses Paid	Direct Losses Incurred	Company Name	DOM	Direct Written Prem	Direct Earned Prem	Dividends Paid	Direct Losses Paid	Direct Losses Incurred
The Savings Bank Mut Life Ins Co	MA	2	2	0	0	0	USAA Life Ins Co	TX	1,440	1,441	0	1,150	1,037
Thrivent Financial For Lutherans	WI	366	360	19	489	107	USAble Life	AR	256	259	0	135	135
Tier One Ins Co	NE	40	39	0	1	18	Venerable Ins & Ann Co	IA	0	0	0	0	0
Transamerica Cas Ins Co	IA	1	1	0	0	0	VSP Vision Care Inc	VA	3,050	3,050	0	1,810	1,812
Transamerica Financial Life Ins Co	NY	2	2	0	0	0	Washington Natl Ins Co	IN	153	154	0	21	15
Transamerica Life Ins Co	IA	2,171	2,181	0	1,666	1,356	WellCare Prescription Ins Inc	AZ	3,930	3,938	0	3,488	3,654
Travelers Ind Co Of CT	CT	0	0	0	0	-5	Wellfleet Ins Co	IN	4	4	0	0	0
Trustmark Ins Co	IL	9	9	0	0	0	Western United Life Assur Co	WA	3	3	0	5	5
Trustmark Life Ins Co	IL	99	99	0	1	1	Westport Ins Corp	MO	204	204	0	393	322
Unified Life Ins Co	TX	28	28	0	19	19	Wilcac Life Ins Co	IL	1	1	0	0	0
Unimerica Ins Co	WI	-1	0	0	0	0	Wilton Reassur Life Co Of NY	NY	1	1	0	0	0
Union Fidelity Life Ins Co	KS	22	22	0	13	15	Woodmen World Life Ins Soc	NE	1	1	0	0	0
Union Labor Life Ins Co	MD	873	876	46	2,405	2,498	Zurich Amer Ins Co	NY	664	735	0	229	286
Union Security Ins Co	KS	9	9	0	0	0	Zurich Amer Life Ins Co	IL	10	10	0	0	0
United Amer Ins Co	NE	1,338	1,351	0	1,089	1,089	Total Companies: 257		1,448,972	1,449,794	618	1,333,984	1,367,167
United Concordia Ins Co	AZ	6	6	0	2	2							
United Heritage Life Ins Co	ID	2	2	0	0	0							
United Of Omaha Life Ins Co	NE	803	809	0	298	550							
United States Fire Ins Co	DE	2,135	2,135	0	552	1,124							
United States Life Ins Co In The Cit	NY	28	36	0	63	17							
United World Life Ins Co	NE	43	43	0	36	36							
UnitedHealthcare Ins Co	CT	36,639	37,288	0	29,214	29,860							
UnitedHealthcare Ins Co of Amer	IL	0	-49	0	22	22							
Unum Ins Co	ME	603	613	0	77	80							
Unum Life Ins Co Of Amer	ME	14,995	15,079	0	9,177	8,213							
US Br Sun Life Assur Co of Canada	MI	20,510	20,710	0	14,562	14,562							
US Business of Canada Life Assur Co	MI	3	3	0	22	7							

PROPERTY/CASUALTY INSURERS

Recap 53

Admitted Companies 54-61

Market Share 62-72

Total Business 73-80

TITLE COMPANIES 80

PROPERTY/CASUALTY RECAP CY 2022 (\$000)

	Direct Written Prem	% of Total Prem	Direct Earned Prem	Direct Losses Incurred	Loss Ratio
Aggregate write-ins for other lines of business	2,060	0.12%	2,039	-260	-12.77%
Aircraft (all perils)	66,777	3.98%	64,039	12,130	18.94%
Allied lines	34,088	2.03%	32,201	24,280	75.40%
Boiler and machinery	13,426	0.80%	12,261	1,493	12.18%
Burglary and theft	799	0.05%	749	35	4.67%
Commercial auto no-fault (personal injury protection)	2	0.00%	2	57	3428.81%
Commercial auto physical damage	23,239	1.38%	22,104	13,652	61.76%
Commercial multiple peril (liability portion)	32,399	1.93%	31,799	7,567	23.80%
Commercial multiple peril (non-liability portion)	70,552	4.20%	69,722	44,314	63.56%
Comprehensive (Hospital and Medical) Group	2,940	0.18%	3,022	237	7.83%
Comprehensive (hospital and medical) individual	0	0.00%	0	0	0.00%
Credit	2,256	0.13%	2,156	308	14.30%
Credit A&H (group and individual)	4	0.00%	7	-1	-8.33%
Dental Only	35	0.00%	35	14	40.56%
Disability Income	405	0.02%	412	51	12.49%
Earthquake	42,715	2.54%	38,646	373	0.97%
Excess workers' compensation	3,913	0.23%	3,624	4,541	125.32%
Farmowners multiple peril	824	0.05%	797	705	88.49%
Federal employees health benefits plan premium	0	0.00%	0	0	0.00%
Federal flood	745	0.04%	1,137	467	41.08%
Fidelity	2,624	0.16%	2,570	741	28.84%
Financial guaranty	193	0.01%	412	0	0.00%
Fire	51,212	3.05%	45,655	17,945	39.31%
Homeowners multiple peril	204,923	12.20%	198,245	129,395	65.27%
Inland marine	87,726	5.22%	84,852	28,511	33.60%
International	1	0.00%	0	0	0.00%

	Direct Written Prem	% of Total Prem	Direct Earned Prem	Direct Losses Incurred	Loss Ratio
Long-Term Care	1,326	0.08%	1,314	2,723	207.22%
Medicaid Title XIX	0	0.00%	0	0	0.00%
Medical professional liability: claims-made	14,745	0.88%	14,811	795	5.36%
Medical professional liability: occurrence	2,482	0.15%	2,642	800	30.27%
Medicare Supplement	2,673	0.16%	2,609	2,307	88.43%
Medicare Title XVIII	0	0.00%	0	0	0.00%
Mortgage guaranty	17,542	1.04%	18,180	-2,888	-15.89%
Multiple peril crop	142	0.01%	142	255	179.50%
Ocean marine	42,714	2.54%	41,468	15,836	38.19%
Other commercial auto liability	71,866	4.28%	69,375	32,927	47.46%
Other Health	4,603	0.27%	4,751	2,474	52.08%
Other liability: claims-made	18,985	1.13%	19,016	9,872	51.91%
Other liability: occurrence	86,432	5.15%	84,485	39,651	46.93%
Other private passenger auto liability	299,630	17.84%	294,976	212,274	71.96%
Private crop	0	0.00%	0	0	0.00%
Private flood	2,283	0.14%	1,889	-7	-0.40%
Private passenger auto no-fault (personal injury protection)	0	0.00%	0	19	0.00%
Private passenger auto physical damage	242,690	14.45%	237,688	174,249	73.31%
Products liability: claims-made	11	0.00%	10	5	45.04%
Products liability: occurrence	4,686	0.28%	4,358	-173	-3.96%
Surety	39,970	2.38%	33,770	-3,221	-9.54%
Vision Only	5	0.00%	5	0	8.45%
Warranty	567	0.03%	682	461	67.57%
Workers' compensation	182,521	10.87%	185,627	65,385	35.22%
TOTAL	1,679,729	-	1,634,285	840,301	-

- The information contained in the Statistical & Financial Data reports is based on calendar year data. It should not be used to make determinations about the adequacy or excessiveness of insurance premiums because:
 - Calendar year data does not match losses with the premiums used to pay the losses. In any calendar year, some of the losses incurred by an insurer in that calendar year will be from policies that were issued in prior years.
 - Incurred loss data includes only amounts that an insurer pays as losses for items such as medical treatment and repairing or replacing damaged property. Loss data in these exhibits does not include other costs associated with settling claims such as attorney fees and adjusting costs. The loss data also does not include an insurer's operating expenses.
- Health business detail and market share are located on pages 45-51.

ADMITTED COMPANIES CY 2022 - PROPERTY/CASUALTY (\$000)

NAIC #	Company Name	Assets	Surplus	NAIC #	Company Name	Assets	Surplus	NAIC #	Company Name	Assets	Surplus
11050	Amerisure Partners Ins Co	126,270	47,235	10367	Avemco Ins Co	76,069	34,592	20117	California Cas Ind Exch	521,249	134,894
27928	Amex Assur Co	225,803	169,008	33022	AXA Ins Co	194,018	139,411	38865	California Ins Co	1,408,389	645,477
42390	Amguard Ins Co	1,918,228	288,534	37273	Axis Ins Co	1,990,460	596,379	36340	Camico Mut Ins Co	104,674	45,922
19976	Amica Mut Ins Co	5,422,545	2,747,946	20370	AXIS Reins Co	3,869,478	988,898	12260	Campmed Cas & Ind Co Inc	20,202	20,185
15954	AmTrust Ins Co	66,825	63,289	15610	AXIS Specialty Ins Co	2,123,812	397,341	10472	Capitol Ind Corp	714,524	187,225
34738	Arag Ins Co	149,922	111,272	33162	Bankers Ins Co	99,682	38,195	10510	Carolina Cas Ins Co	269,418	115,357
30830	Arch Ind Ins Co	218,356	73,169	18279	Bankers Standard Ins Co	319,464	216,623	11255	Caterpillar Ins Co	1,191,312	575,791
11150	Arch Ins Co	8,413,423	1,980,596	38245	BCS Ins Co	301,385	141,453	19518	Catlin Ins Co	71,817	69,904
29114	ARCH Mortgage Assur Co	47,011	40,430	16510	Beazley Amer Ins Co Inc	14,017	9,993	34274	Central States Ind Co Of Omaha	697,344	611,289
18732	Arch Mortgage Guar Co	45,964	42,660	37540	Beazley Ins Co Inc	1,156,721	383,168	34649	Centre Ins Co	29,256	10,457
40266	ARCH Mortgage Ins Co	2,144,164	143,085	41394	Benchmark Ins Co	917,944	222,340	42765	Centurion Cas Co	9,906	9,629
10946	Arch Prop Cas Ins Co	114,625	113,916	15911	Berkley Ins Co	96,146	30,512	20710	Century Ind Co	624,982	25,000
10348	Arch Reins Co	4,614,913	2,553,803	32603	Berkley Ins Co	26,996,794	8,330,587	26905	Century Natl Ins Co	100,435	40,995
16926	Areca Ins Exch	33,357	24,555	38911	Berkley Natl Ins Co	241,736	86,697	10006	Cerity Ins Co	158,116	53,466
19860	Argonaut Great Central Ins Co	36,362	28,570	29580	Berkley Regional Ins Co	902,026	831,736	25615	Charter Oak Fire Ins Co	1,130,234	251,614
19801	Argonaut Ins Co	2,285,012	994,429	13070	Berkshire Hathaway Assur Corp	1,709,807	1,414,609	22810	Chicago Ins Co	78,449	74,769
19828	Argonaut Midwest Ins Co	22,107	17,684	10391	Berkshire Hathaway Direct Ins Co	502,119	207,705	16356	Chiron Ins Co	22,872	14,902
13900	ARI Ins Co	50,747	49,092	20044	Berkshire Hathaway Homestate Ins Co	3,626,059	1,936,244	12777	Chubb Ind Ins Co	279,667	185,044
41459	Armed Forces Ins Exch	101,079	42,081	22276	Berkshire Hathaway Specialty Ins Co	6,480,050	3,382,160	10052	Chubb Natl Ins Co	318,170	194,379
24678	Arrowood Ind Co	666,600	12,901	20095	BITCO Gen Ins Corp	1,138,604	329,204	18767	Church Mut Ins Co S I	2,141,559	541,156
23752	Ascot Ins Co	756,559	371,718	20109	BITCO Natl Ins Co	205,045	92,683	22004	CIM Ins Corp	16,662	16,577
30279	Ascot Surety & Cas Co	299,095	296,434	26611	Blackboard Ins Co	105,482	23,317	31534	Citizens Ins Co Of Amer	1,826,997	688,608
43460	Aspen Amer Ins Co	1,954,373	838,596	22250	BlueShore Ins Co	202,796	64,208	41335	City Natl Ins Co	33,553	19,129
30180	Assured Guar Corp	2,573,935	1,916,078	27081	Bond Safeguard Ins Co	45,608	40,774	20532	Clarendon Natl Ins Co	895,923	191,957
18287	Assured Guar Municipal Corp	5,477,500	2,746,529	12319	Bondsman Ins Co	7,971	7,555	15563	Clear Spring Prop & Cas Co	624,365	201,166
29033	Atain Ins Co	99,213	62,568	16825	Branch Ins Exchange	122,784	44,479	33480	Clermont Ins Co	29,227	25,640
23833	AtHome Ins Co	14,760	14,735	13528	Brotherhood Mut Ins Co	1,088,504	322,297	12356	CM Regent Ins Co	146,499	122,408
27154	Atlantic Specialty Ins Co	3,750,047	828,322	14380	Build Amer Mut Assur Co	490,749	283,368	29530	Coalition Ins Co	50,300	50,153
25422	Atradius Trade Credit Ins Co	217,792	135,914	15385	Bureau Veritas Inspection & Ins Co	14,059	11,371	31887	Coface N Amer Ins Co	193,003	71,702
13412	Austin Mut Ins Co	84,244	67,431					36552	Coliseum Reins Co	211,481	148,794
19062	Automobile Ins Co Of Hartford CT	1,206,481	307,964					34347	Colonial Amer Cas & Surety Co	18,862	17,620

ADMITTED COMPANIES CY 2022 - PROPERTY/CASUALTY (\$000)

NAIC #	Company Name	Assets	Surplus	NAIC #	Company Name	Assets	Surplus	NAIC #	Company Name	Assets	Surplus
26794	Fortitude Cas Ins Co	8,187	8,062	18694	Great Midwest Ins Co	416,820	259,311	11245	Hornbeam Ins Co	9,259	8,392
10801	Fortress Ins Co	159,291	78,128	20303	Great Northern Ins Co	607,459	422,405	25054	Hudson Ins Co	2,354,714	605,367
22209	Freedom Specialty Ins Co	98,351	25,100	26654	Great Northwest Ins Co	23,280	9,818	35246	Illinois Ins Co	67,943	13,224
21253	Garrison Prop & Cas Ins Co	4,218,489	1,342,540	12982	Great Plains Cas Inc	33,298	30,001	23817	Illinois Natl Ins Co	53,952	43,037
28339	Gateway Ins Co	74,583	12,141	11371	Great West Cas Co	2,703,562	843,242	35408	Imperium Ins Co	673,736	272,413
14138	GEICO Advantage Ins Co	3,816,133	1,541,755	22322	Greenwich Ins Co	14,046,068	3,658,675	11090	Incline Cas Co	228,869	74,729
41491	Geico Cas Co	5,023,958	1,673,850	10019	Greystone Ins Co	115,485	106,388	43575	Indemnity Ins Co Of North Amer	343,330	166,102
14139	GEICO Choice Ins Co	1,606,259	689,837	36650	Guarantee Co Of N Amer USA	19,803	19,745	18468	Indemnity Natl Ins Co	299,532	100,515
35882	Geico Gen Ins Co	197,495	196,844	15032	GuideOne Ins Co	1,419,966	389,436	26581	Independence Amer Ins Co	196,796	105,175
22055	Geico Ind Co	12,040,244	7,942,330	34037	Hallmark Ins Co	310,153	77,257	14265	Indiana Lumbermens Ins Co	56,357	10,944
37923	GEICO Marine Ins Co	226,605	123,719	36064	Hanover Amer Ins Co	38,634	38,627	22268	Infinity Ins Co	1,260,148	134,878
14137	GEICO Secure Ins Co	5,566,760	3,777,393	22292	Hanover Ins Co	10,313,760	2,682,563	22713	Insurance Co Of N Amer	136,638	83,742
24414	General Cas Co Of WI	1,627,717	311,477	26433	Harco Natl Ins Co	1,370,737	736,875	11162	Insurance Co Of the South	188,351	44,171
24732	General Ins Co Of Amer	106,594	103,976	23582	Harleysville Ins Co	136,461	49,707	19429	Insurance Co Of The State Of PA	131,943	40,406
22039	General Reins Corp	21,908,459	12,739,139	22357	Hartford Accident & Ind Co	13,078,175	3,241,984	27847	Insurance Co Of The West	4,526,955	1,486,847
39322	General Security Natl Ins Co	453,058	130,931	29424	Hartford Cas Ins Co	2,540,941	907,443	22780	Integon Gen Ins Corp	201,805	8,154
11967	General Star Natl Ins Co	205,182	139,027	19682	Hartford Fire Ins Co	25,937,775	11,643,573	22772	Integon Ind Corp	506,050	95,044
11231	Generali US Branch	454,776	130,179	37478	Hartford Ins Co Of The Midwest	624,988	475,623	29742	Integon Natl Ins Co	3,166,027	770,700
38962	Genesis Ins Co	160,856	85,165	11452	Hartford Steam Boil Inspec & Ins Co	2,125,515	797,958	11592	International Fidelity Ins Co	149,321	82,160
10799	Geovera Ins Co	142,242	37,406	29890	Hartford Steam Boil Inspec Ins Co CT	15,454	13,198	17182	Intrepid Cas Co	29,967	29,623
12254	Glencar Ins Co	213,221	63,306	30104	Hartford Underwriters Ins Co	1,799,056	601,625	10749	Intrepid Ins Co	85,884	31,923
22063	Government Employees Ins Co	43,520,950	28,277,502	41343	HDI Global Ins Co	786,270	271,059	36153	Inverin Ins Co	7,751	7,662
23809	Granite State Ins Co	35,773	34,153	39527	Heritage Ind Co	20,024	20,061	23647	Ironshore Ind Inc	202,636	106,402
36307	Gray Ins Co	427,429	183,956	10200	Hiscox Ins Co Inc	1,458,861	380,057	32921	ISMIE Mut Ins Co	1,444,336	633,647
26832	Great Amer Alliance Ins Co	29,978	29,975	17221	Homesite Ins Co	270,120	78,721	11630	Jefferson Ins Co	807,446	415,218
26344	Great Amer Assur Co	24,986	24,974	13927	Homesite Ins Co Of The Midwest	633,681	104,651	16379	Jet Ins Co	15,924	11,285
16691	Great Amer Ins Co	11,931,370	3,160,004	22578	Horace Mann Ins Co	455,997	151,078	14354	Jewelers Mut Ins Co S I	642,938	367,175
22136	Great Amer Ins Co Of NY	250,445	250,337	22756	Horace Mann Prop & Cas Ins Co	280,049	97,252	16116	JM Specialty Ins Co	17,072	16,733
31135	Great Amer Security Ins Co	16,163	16,144					10885	Key Risk Ins Co	76,098	34,805
33723	Great Amer Spirit Ins Co	18,711	18,696					13722	Knightbrook Ins Co	253,030	140,908
25224	Great Divide Ins Co	251,383	114,560					26077	Lancer Ins Co	686,442	215,557

ADMITTED COMPANIES CY 2022 - PROPERTY/CASUALTY (\$000)

NAIC #	Company Name	Assets	Surplus
31275	Republic Mortgage Guar Ins Corp	63,436	30,416
31089	Repwest Ins Co	388,798	294,515
43044	Response Ins Co	29,053	28,573
26050	Response Worldwide Ins Co	15,496	15,480
36684	Riverport Ins Co	104,046	53,008
13056	RLI Ins Co	2,916,068	1,407,925
42706	Roche Surety & Cas Co Inc	29,393	11,091
35505	Rockwood Cas Ins Co	316,038	116,669
10974	Root Ins Co	393,719	77,005
24503	Root Prop & Cas Ins Co	63,228	20,285
22314	RSUI Ind Co	4,860,615	1,510,364
39039	Rural Comm Ins Co	3,425,328	192,076
23132	RVI Amer Ins Co	107,072	85,047
24740	Safeco Ins Co Of Amer	7,132,686	2,170,823
39012	Safeco Ins Co Of IL	182,844	170,363
11215	Safeco Ins Co Of IN	16,972	16,898
36560	SafePort Ins Co	131,555	67,615
11123	Safety First Ins Co	93,058	61,431
15105	Safety Natl Cas Corp	12,289,395	3,386,331
12521	Safeway Ins Co	760,365	460,420
40460	Sagamore Ins Co	219,923	159,818
30058	Scor Reins Co	5,409,121	1,300,285
15580	Scottsdale Ind Co	72,159	36,424
10054	Securian Cas Co	619,794	189,563
19879	Security Natl Ins Co	1,057,333	249,024
22233	Select Ins Co	80,701	80,640
12572	Selective Ins Co Of Amer	3,356,438	851,829
10936	Seneca Ins Co Inc	359,748	157,768
11000	Sentinel Ins Co LTD	365,646	275,372
12870	Sentruiy Cas Co	461,149	80,906
28460	Sentry Cas Co	405,915	74,125

NAIC #	Company Name	Assets	Surplus
24988	Sentry Ins Co	11,424,492	7,455,231
21180	Sentry Select Ins Co	1,008,721	234,082
39152	Service Amer Ind Co	207,339	24,969
37672	Seven Seas Ins Co Inc	32,268	27,573
11347	SFM Mut Ins Co	890,044	298,191
26869	Silver Oak Cas Inc	196,243	70,279
38776	SiriusPoint Amer Ins Co	2,027,837	508,742
38997	Sompo Amer Fire & Mar Ins Co Amer	54,039	21,007
11126	Sompo Amer Ins Co	676,898	526,546
12294	Southwest Marine & Gen Ins Co	313,632	75,800
20613	Sparta Ins Co	61,305	23,730
24376	Spinnaker Ins Co	387,861	164,890
24767	St Paul Fire & Marine Ins Co	23,054,569	6,483,286
24775	St Paul Guardian Ins Co	86,820	22,614
24791	St Paul Mercury Ins Co	371,628	112,851
19224	St Paul Protective Ins Co	613,054	220,664
19070	Standard Fire Ins Co	4,655,513	1,337,421
18023	Star Ins Co	2,134,603	604,764
40045	Starnet Ins Co	291,029	125,119
38318	Starr Ind & Liab Co	8,391,343	3,039,039
16109	Starr Specialty Ins Co	88,202	35,156
25496	StarStone Natl Ins Co	1,516,295	573,670
25127	State Auto Prop & Cas Ins Co	859,034	621,099
25135	State Automobile Mut Ins Co	1,976,165	1,134,005
25143	State Farm Fire & Cas Co	52,559,511	23,756,885
25151	State Farm Gen Ins Co	7,082,687	2,238,186
25178	State Farm Mut Auto Ins Co	205,812,347	131,209,385
12831	State Natl Ins Co Inc	926,291	556,540
25180	Stillwater Ins Co	590,030	182,184
16578	Stillwater Prop & Cas Ins Co	168,966	113,667
10340	Stonington Ins Co	17,214	15,715

NAIC #	Company Name	Assets	Surplus
40436	Stratford Ins Co	1,161,582	75,743
10909	Sun Surety Ins Co	25,454	12,066
34762	SUNZ Ins Co	701,018	163,772
10916	Suretec Ins Co	339,302	139,172
25798	Sutton National Ins Co	69,866	43,805
29874	Swiss Re Corp Solutions Amer Ins Co	1,923,927	1,016,718
29700	Swiss Re Corp Solutions Elite Ins Co	372,487	103,405
32778	Swiss Re Corp Solutions Premier Ins	82,278	66,363
25364	Swiss Reins Amer Corp	19,920,231	3,996,466
12866	T H E Ins Co	64,981	63,462
41050	TDC Natl Assur Co	467,341	156,468
22683	Teachers Ins Co	343,469	120,521
42376	Technology Ins Co Inc	6,287,051	1,374,334
24813	Tesla Ins Co	32,496	30,998
29513	The Bar Plan Mut Ins Co	36,478	14,444
28665	The Cincinnati Cas Co	582,309	494,640
23280	The Cincinnati Ind Co	172,943	126,380
10677	The Cincinnati Ins Co	18,114,696	6,511,692
10671	The Gray Cas & Surety Co	138,098	108,231
41769	The Travelers Cas Co	246,396	59,707
25534	TIG Ins Co	1,563,795	438,253
32301	TNUS Ins Co	67,228	64,486
44245	Toggle Ins Co	84,118	74,267
10945	Tokio Marine Amer Ins Co	1,420,221	484,080
37621	Toyota Motor Ins Co	833,228	375,796
41238	Trans Pacific Ins Co	73,556	59,897
10952	Transamerica Cas Ins Co	20,124	13,588
19453	Transatlantic Reins Co	15,404,994	3,874,623
28886	Transguard Ins Co Of Amer Inc	609,049	223,009

ADMITTED COMPANIES CY 2022 - PROPERTY/CASUALTY (\$000)

NAIC #	Company Name	Assets	Surplus
20494	Transportation Ins Co	71,157	71,095
21075	Transverse Ins Co	96,177	32,934
19038	Travelers Cas & Surety Co	20,878,511	7,738,727
31194	Travelers Cas & Surety Co Of Amer	5,440,130	2,249,445
36170	Travelers Cas Co Of CT	395,753	92,893
19046	Travelers Cas Ins Co Of Amer	2,321,255	545,055
40282	Travelers Commercial Cas Co	395,265	92,228
36137	Travelers Commercial Ins Co	426,315	103,322
41750	Travelers Constitution State Ins Co	245,934	59,583
25658	Travelers Ind Co	26,627,111	7,256,594
25666	Travelers Ind Co Of Amer	731,495	183,740
25682	Travelers Ind Co Of CT	1,287,266	329,304
25674	Travelers Prop Cas Co Of Amer	1,025,205	468,482
36161	Travelers Prop Cas Ins Co	344,608	83,002
31003	Tri State Ins Co Of MN	269,629	36,165
22225	Trisura Ins Co	264,515	181,273
41211	Triton Ins Co	727,706	210,160
41106	Triumphe Cas Co	95,768	23,530
21709	Truck Ins Exch	2,697,760	715,394
27120	Trumbull Ins Co	299,899	151,525
29459	Twin City Fire Ins Co Co	730,628	284,635
40126	Umialik Ins Co	123,491	42,548
25844	Union Ins Co	178,523	50,088
36226	United Cas & Surety Ins Co	50,766	19,489
11770	United Financial Cas Co	8,692,188	1,811,554
13021	United Fire & Cas Co	1,938,879	717,709
15873	United Guar Residential Ins Co	2,004,686	111,061
16667	United Guar Residential Ins Co Of NC	13,343	9,413

NAIC #	Company Name	Assets	Surplus
25941	United Serv Automobile Assn	36,948,645	24,984,931
25887	United States Fidelity & Guar Co	3,743,140	872,462
21113	United States Fire Ins Co	6,490,929	2,045,818
25895	United States Liab Ins Co	1,808,292	1,230,026
29157	United WI Ins Co	216,960	128,859
16063	Unitrin Auto & Home Ins Co	53,180	34,572
13200	Universal Surety Of Amer	10,866	10,807
41181	Universal Underwriters Ins Co	338,030	332,436
40843	Universal Underwriters Of TX Ins	11,034	10,987
29599	US Specialty Ins Co	2,445,117	575,600
35416	Us Underwriters Ins Co	180,142	139,135
25968	USAA Cas Ins Co	14,066,212	5,867,381
18600	USAA Gen Ind Co	7,721,504	2,624,884
25976	Utica Mut Ins Co	3,590,893	1,374,109
20508	Valley Forge Ins Co	54,593	54,563
21172	Vanliner Ins Co	673,843	202,921
32077	Vantage Risk Assur Co	113,907	99,432
44768	Vantapro Specialty Ins Co	45,427	23,352
16186	Vault Recip Exch	209,395	62,722
20397	Vigilant Ins Co	474,985	361,723
13137	Viking Ins Co Of WI	571,883	207,287
40827	Virginia Surety Co Inc	1,856,767	344,889
25585	Watford Ins Co	56,503	27,242
26069	Wausau Business Ins Co	34,188	32,040
26042	Wausau Underwriters Ins Co	131,683	75,788
40517	WCF Natl Ins Co	325,646	233,008
21865	WCF Select Ins Co	27,672	27,629
32280	Wellfleet Ins Co	271,982	57,979
20931	Wellfleet NY Ins Co	170,720	34,050

NAIC #	Company Name	Assets	Surplus
25011	Wesco Ins Co	2,217,698	525,503
44393	West Amer Ins Co	57,902	50,429
15350	West Bend Mut Ins Co	3,997,189	1,513,998
10030	Westchester Fire Ins Co	191,576	51,336
24465	Western Natl Assur Co	113,522	42,974
15377	Western Natl Mut Ins Co	1,732,123	775,075
13188	Western Surety Co	2,105,594	1,516,583
24112	Westfield Ins Co	3,262,325	1,251,377
17105	Westfield Select Ins Co	27,874	27,848
39845	Westport Ins Corp	3,205,246	1,055,827
11932	White Pine Ins Co	57,293	20,651
25780	Williamsburg Natl Ins Co	19,267	18,905
31232	Work First Cas Co	100,782	42,646
11523	Wright Natl Flood Ins Co	40,348	31,777
40193	X L Ins Co Of NY	82,198	79,726
24554	XL Ins Amer Inc	431,991	274,024
20583	XL Reins Amer Inc	2,408,677	723,712
37885	XL Specialty Ins Co	3,501,261	611,625
26220	Yosemite Ins Co	513,772	156,542
30325	Zale Ind Co	28,859	27,010
13269	Zenith Ins Co	1,901,187	708,802
17044	ZPIC Ins Co	7,688	7,628
16535	Zurich Amer Ins Co	32,161,278	7,457,948
27855	Zurich Amer Ins Co Of IL	50,018	35,097
Total Companies: 702		2,196,563,749	934,528,173

PROPERTY/CASUALTY MARKET SHARE CY 2022 (\$000)

Aggregate Write-Ins for Other Lines		
Company Name	% of Market	Direct Premis Written*
Midwest Employers Cas Co	74.84%	1,542
Pre Paid Legal Cas Inc	11.92%	246
Arag Ins Co	10.89%	224
American Road Ins Co	1.13%	23
Virginia Surety Co Inc	0.54%	11
Allstate Prop & Cas Ins Co	0.39%	8
American Bankers Ins Co Of FL	0.15%	3
Transamerica Cas Ins Co	0.07%	2
Central States Ind Co Of Omaha	0.05%	1
Courtesy Ins Co	0.01%	0

Aircraft – All Perils		
Company Name	% of Market	Direct Premis Written
Endurance Amer Ins Co	19.61%	13,095
Starr Ind & Liab Co	15.36%	10,254
National Union Fire Ins Co Of Pitts	8.63%	5,762
StarStone Natl Ins Co	8.42%	5,622
US Specialty Ins Co	7.48%	4,994
Allianz Global Risks US Ins Co	6.65%	4,442
Avemco Ins Co	5.98%	3,993
Great Amer Ins Co	5.85%	3,906
XL Specialty Ins Co	4.59%	3,063
Falls Lake Natl Ins Co	4.17%	2,785
National Liab & Fire Ins Co	3.80%	2,536
Ace Amer Ins Co	3.80%	2,536
Old Republic Ins Co	1.56%	1,039
American Alt Ins Corp	1.23%	821
Illinois Ins Co	1.13%	758
QBE Ins Corp	0.83%	557
National Ind Co	0.40%	265
Tokio Marine Amer Ins Co	0.29%	195
American Commerce Ins Co	0.24%	157
Commerce & Industry Ins Co	0.00%	-3

Allied Lines		
Company Name	% of Market	Direct Premis Written
Umialik Ins Co	27.87%	9,500
Factory Mut Ins Co	22.17%	7,557
Affiliated Fm Ins Co	5.73%	1,955
United Serv Automobile Assn	5.53%	1,884
American Security Ins Co	3.94%	1,343
Zurich Amer Ins Co	3.91%	1,334
Alaska Natl Ins Co	3.26%	1,111
Swiss Re Corp Solutions Elite Ins Co	2.76%	942
Great Divide Ins Co	2.73%	931
Safeco Ins Co Of Amer	2.60%	885
USAA Cas Ins Co	2.08%	711
Sompo Amer Ins Co	1.76%	599
USAA Gen Ind Co	1.49%	507
Foremost Ins Co Grand Rapids MI	1.37%	469
Employers Ins Co Of Wausau	1.37%	466
American Reliable Ins Co	1.28%	435
American Guar & Liab Ins	1.26%	428
Garrison Prop & Cas Ins Co	0.90%	307
Ace Amer Ins Co	0.74%	251
Areca Ins Exch	0.70%	237

*Premiums under \$500 are rounded to zero.

PROPERTY/CASUALTY MARKET SHARE CY 2022 (\$000)

Boiler and Machinery		
Company Name	% of Market	Direct Prems Written
Factory Mut Ins Co	37.87%	5,084
Umialik Ins Co	11.22%	1,507
Alaska Natl Ins Co	9.62%	1,291
Travelers Prop Cas Co Of Amer	6.39%	858
Liberty Mut Fire Ins Co	5.64%	758
Swiss Re Corp Solutions Elite Ins Co	5.06%	680
Areca Ins Exch	5.00%	671
Hartford Steam Boil Inspec & Ins Co	3.94%	529
XL Ins Amer Inc	2.93%	393
Zurich Amer Ins Co	2.38%	320
Pacific Ind Co	2.00%	268
Employers Ins Co Of Wausau	1.88%	252
Affiliated Fm Ins Co	1.67%	225
National Union Fire Ins Co Of Pittsb	0.71%	96
American Guar & Liab Ins	0.54%	73
Granite State Ins Co	0.33%	45
Aspen Amer Ins Co	0.26%	35
Allstate Ins Co	0.26%	35
New Hampshire Ins Co	0.20%	27
Great Divide Ins Co	0.19%	26

Burglary and Theft		
Company Name	% of Market	Direct Prems Written
Travelers Cas & Surety Co Of Amer	27.88%	223
National Union Fire Ins Co Of Pittsb	21.37%	171
Hiscox Ins Co Inc	8.35%	67
Umialik Ins Co	6.75%	54
XL Specialty Ins Co	6.41%	51
Markel Amer Ins Co	5.06%	40
Berkley Ins Co	4.39%	35
Allmerica Fin Benefit Ins Co	3.41%	27
Continental Cas Co	3.31%	26
Hartford Fire Ins Co	2.48%	20
Zurich Amer Ins Co	2.12%	17
Areca Ins Exch	1.21%	10
XL Ins Amer Inc	1.20%	10
Everest Natl Ins Co	1.18%	9
Philadelphia Ind Ins Co	1.15%	9
National Cas Co	0.72%	6
Employers Ins Co Of Wausau	0.63%	5
Alaska Natl Ins Co	0.55%	4
Federal Ins Co	0.33%	3
Westchester Fire Ins Co	0.28%	2

Commercial Auto – No Fault and Liability		
Company Name	% of Market	Direct Prems Written
Alaska Natl Ins Co	14.84%	10,667
Umialik Ins Co	13.71%	9,852
United Financial Cas Co	9.23%	6,635
Ohio Security Ins Co	5.53%	3,975
National Interstate Ins Co	5.37%	3,858
Berkshire Hathaway Homestate Ins Co	3.31%	2,375
Liberty Mut Fire Ins Co	3.18%	2,282
National Cas Co	3.14%	2,254
National Union Fire Ins Co Of Pittsb	3.03%	2,178
Travelers Ind Co	2.61%	1,879
Empire Fire & Marine Ins Co	2.49%	1,792
Allstate Ins Co	2.46%	1,766
State Farm Mut Auto Ins Co	2.38%	1,711
Zurich Amer Ins Co	2.33%	1,676
Everest Natl Ins Co	1.99%	1,431
National Ind Co	1.92%	1,380
Ace Amer Ins Co	1.70%	1,219
Arch Ins Co	1.67%	1,203
Philadelphia Ind Ins Co	1.44%	1,035
Lancer Ins Co	1.27%	911

PROPERTY/CASUALTY MARKET SHARE CY 2022 (\$000)

Commercial Auto – Physical Damage		
Company Name	% of Market	Direct Premiums Written
Umialik Ins Co	19.21%	4,464
Alaska Natl Ins Co	14.45%	3,359
United Financial Cas Co	13.24%	3,077
National Interstate Ins Co	6.72%	1,561
Ohio Security Ins Co	6.48%	1,506
Berkshire Hathaway Homestate Ins Co	4.18%	971
State Farm Mut Auto Ins Co	3.44%	800
National Ind Co	2.54%	590
Zurich Amer Ins Co	2.34%	543
Travelers Ind Co	2.14%	497
Allstate Ins Co	1.74%	404
Empire Fire & Marine Ins Co	1.65%	384
Everest Natl Ins Co	1.22%	284
Columbia Ins Co	1.06%	247
Protective Ins Co	1.03%	239
West Amer Ins Co	0.98%	229
National Cas Co	0.97%	225
Philadelphia Ind Ins Co	0.94%	217
Sentry Select Ins Co	0.90%	209
Ohio Cas Ins Co	0.90%	208

Commercial Multiple Peril Liability		
Company Name	% of Market	Direct Premiums Written
Ohio Security Ins Co	22.39%	7,255
State Farm Fire & Cas Co	14.06%	4,555
Alaska Natl Ins Co	13.18%	4,271
Philadelphia Ind Ins Co	6.49%	2,102
Country Mut Ins Co	4.17%	1,352
Church Mut Ins Co S I	3.90%	1,264
West Amer Ins Co	2.29%	743
Firemans Fund Ins Co	2.28%	737
Allstate Ind Co	2.27%	737
Granite State Ins Co	2.15%	695
Travelers Ind Co Of Amer	1.85%	599
Umialik Ins Co	1.81%	588
Ohio Cas Ins Co	1.72%	558
American Fire & Cas Co	1.55%	501
Charter Oak Fire Ins Co	1.47%	475
Arch Ins Co	1.32%	429
Allstate Ins Co	1.30%	422
Illinois Natl Ins Co	1.27%	410
North River Ins Co	1.18%	382
New Hampshire Ins Co	0.97%	315

Commercial Multiple Peril Non-Liability		
Company Name	% of Market	Direct Premiums Written
Alaska Natl Ins Co	17.20%	12,133
State Farm Fire & Cas Co	17.02%	12,009
Ohio Security Ins Co	12.95%	9,138
Ace Amer Ins Co	7.82%	5,516
Country Mut Ins Co	4.84%	3,416
Church Mut Ins Co S I	4.63%	3,264
Allstate Ind Co	4.20%	2,961
Philadelphia Ind Ins Co	4.04%	2,850
Allstate Ins Co	2.03%	1,433
Firemans Fund Ins Co	1.90%	1,339
Arch Ins Co	1.58%	1,118
West Amer Ins Co	1.50%	1,058
Granite State Ins Co	1.34%	945
Umialik Ins Co	1.26%	888
Illinois Natl Ins Co	1.23%	868
Markel Amer Ins Co	1.17%	822
Ohio Cas Ins Co	1.09%	768
American Fire & Cas Co	1.05%	739
Hartford Fire Ins Co	0.90%	635
Aspen Amer Ins Co	0.73%	515

PROPERTY/CASUALTY MARKET SHARE CY 2022 (\$000)

Credit		
Company Name	% of Market	Direct Premiums Written*
Integon Natl Ins Co	48.30%	1,090
MIC Gen Ins Corp	38.99%	880
Great Amer Assur Co	4.79%	108
Old Republic Ins Co	3.75%	85
American Natl Prop & Cas Co	1.10%	25
Arch Ins Co	0.95%	21
Lyndon Southern Ins Co	0.69%	16
Cumis Ins Society Inc	0.46%	10
First Colonial Ins Co	0.46%	10
Wesco Ins Co	0.35%	8
American Bankers Ins Co Of FL	0.14%	3
Ohio Ind Co	0.08%	2
Triton Ins Co	0.02%	0
Transamerica Cas Ins Co	-0.07%	-2

Earthquake		
Company Name	% of Market	Direct Premiums Written
Factory Mut Ins Co	24.91%	10,639
State Farm Fire & Cas Co	20.96%	8,951
Affiliated Fm Ins Co	11.59%	4,950
Swiss Re Corp Solutions Elite Ins Co	9.41%	4,020
United Serv Automobile Assn	8.93%	3,816
Insurance Co Of The West	4.15%	1,772
USAA Cas Ins Co	3.94%	1,681
American Guar & Liab Ins	2.50%	1,068
Zurich Amer Ins Co	2.49%	1,063
USAA Gen Ind Co	2.12%	906
XL Ins Amer Inc	1.80%	769
Garrison Prop & Cas Ins Co	1.26%	539
Umialik Ins Co	0.89%	380
Horace Mann Ins Co	0.88%	376
Areca Ins Exch	0.65%	277
Palomar Specialty Ins Co	0.61%	259
Occidental Fire & Cas Co Of NC	0.55%	234
Westport Ins Corp	0.45%	194
Employers Ins Co Of Wausau	0.45%	191
Continental Cas Co	0.28%	118

Excess Workers' Compensation		
Company Name	% of Market	Direct Premiums Written*
Safety Natl Cas Corp	57.91%	2,266
Everest Natl Ins Co	21.90%	857
Liberty Mut Fire Ins Co	7.76%	304
Ace Amer Ins Co	6.53%	256
Zurich Amer Ins Co	5.90%	231
Old Republic Ins Co	0.00%	0
LM Ins Corp	-0.01%	0

Farmowners Multiple Peril		
Company Name	% of Market	Direct Premiums Written
Country Mut Ins Co	98.95%	815
Markel Ins Co	1.05%	9

*Premiums under \$500 are rounded to zero.

PROPERTY/CASUALTY MARKET SHARE CY 2022 (\$000)

Federal Flood		
Company Name	% of Market	Direct Prens Written*
Hartford Ins Co Of The Midwest	22.07%	164
USAA Gen Ind Co	18.02%	134
Allstate Ins Co	16.16%	120
Wright Natl Flood Ins Co	14.66%	109
Selective Ins Co Of Amer	10.71%	80
American Bankers Ins Co Of FL	9.89%	74
Integon Natl Ins Co	5.48%	41
Hartford Underwriters Ins Co	1.02%	8
Homesite Ins Co	0.60%	4
Liberty Mut Fire Ins Co	0.46%	3
Foremost Ins Co Grand Rapids MI	0.36%	3
QBE Ins Corp	0.23%	2
Privilege Underwriters Recp Exch	0.16%	1
Occidental Fire & Cas Co Of NC	0.10%	1
Philadelphia Ind Ins Co	0.04%	0
Farmers Grp Prop & Cas Ins Co	0.03%	0

Fidelity		
Company Name	% of Market	Direct Prens Written
Travelers Cas & Surety Co Of Amer	17.67%	464
State Farm Fire & Cas Co	12.33%	324
Cumis Ins Society Inc	11.88%	312
National Union Fire Ins Co Of Pittsb	9.85%	259
Great Amer Ins Co	7.52%	197
Berkley Ins Co	5.17%	136
Hartford Fire Ins Co	4.19%	110
Western Surety Co	3.99%	105
Federal Ins Co	3.75%	98
Beazley Ins Co Inc	2.60%	68
Continental Cas Co	2.48%	65
Markel Amer Ins Co	2.30%	60
Great Amer Alliance Ins Co	2.13%	56
Zurich Amer Ins Co	1.80%	47
Allmerica Fin Benefit Ins Co	1.79%	47
Alaska Natl Ins Co	1.68%	44
Atlantic Specialty Ins Co	1.47%	39
Ohio Cas Ins Co	1.15%	30
Philadelphia Ind Ins Co	1.04%	27
Colonial Surety Co	1.03%	27

Financial Guaranty		
Company Name	% of Market	Direct Prens Written
Assured Guar Corp	100.00%	193

*Premiums under \$500 are rounded to zero.

PROPERTY/CASUALTY MARKET SHARE CY 2022 (\$000)

Fire		
Company Name	% of Market	Direct Premis Written
Umialik Ins Co	29.15%	14,931
Factory Mut Ins Co	7.77%	3,979
Employers Ins Co of Wausau	5.35%	2,741
Allianz Global Risks US Ins Co	4.90%	2,507
Swiss Re Corp Solutions Elite Ins Co	4.79%	2,451
American Reliable Ins Co	4.59%	2,350
Areca Ins Exch	4.48%	2,293
Zurich Amer Ins Co	3.71%	1,900
Great Divide Ins Co	3.30%	1,689
Safeco Ins Co Of Amer	3.25%	1,667
Alaska Natl Ins Co	3.11%	1,592
XL Ins Amer Inc	2.96%	1,515
United Serv Automobile Assn	2.51%	1,288
Liberty Mut Fire Ins Co	2.42%	1,237
Sompo Amer Ins Co	2.00%	1,026
American Security Ins Co	1.79%	915
Affiliated Fm Ins Co	1.61%	826
Foremost Ins Co Grand Rapids MI	1.41%	723
Travelers Ind Co	1.28%	655
Travelers Prop Cas Co Of Amer	1.16%	594

Homeowners Multiple Peril		
Company Name	% of Market	Direct Premis Written
State Farm Fire & Cas Co	32.92%	67,457
Allstate Prop & Cas Ins Co	9.52%	19,513
United Serv Automobile Assn	8.88%	18,202
Country Mut Ins Co	7.93%	16,248
Safeco Ins Co Of IN	7.83%	16,052
Allstate Ins Co	7.35%	15,057
Umialik Ins Co	5.48%	11,220
USAA Cas Ins Co	4.53%	9,287
USAA Gen Ind Co	4.10%	8,398
Occidental Fire & Cas Co Of NC	1.99%	4,074
Garrison Prop & Cas Ins Co	1.98%	4,058
Liberty Mut Fire Ins Co	1.58%	3,247
Horace Mann Ins Co	1.22%	2,495
Foremost Ins Co Grand Rapids MI	1.11%	2,273
American Economy Ins Co	0.78%	1,589
Hartford Ins Co Of The Midwest	0.52%	1,057
American Bankers Ins Co Of FL	0.42%	862
Safeco Ins Co Of Amer	0.34%	688
Privilege Underwriters Recp Exch	0.28%	574
Country Pref Ins Co	0.28%	571

Inland Marine		
Company Name	% of Market	Direct Premis Written
Continental Cas Co	19.63%	17,221
Jefferson Ins Co	13.54%	11,879
State Farm Fire & Cas Co	5.91%	5,184
Umialik Ins Co	4.80%	4,215
Alaska Natl Ins Co	4.30%	3,773
Liberty Ins Underwriters Inc	3.23%	2,831
American Pet Ins Co	2.74%	2,404
Factory Mut Ins Co	2.71%	2,373
New Hampshire Ins Co	2.47%	2,167
Zurich Amer Ins Co	2.24%	1,964
Markel Amer Ins Co	2.21%	1,938
Travelers Prop Cas Co Of Amer	2.14%	1,875
National Union Fire Ins Co Of Pittsb	2.09%	1,838
Ohio Cas Ins Co	2.03%	1,781
National Cas Co	2.02%	1,771
American Modern Home Ins Co	1.85%	1,627
Progressive Direct Ins Co	1.72%	1,506
Safeco Ins Co Of Amer	1.43%	1,254
American Zurich Ins Co	1.36%	1,195
Generali Us Branch	1.27%	1,116

International		
Company Name	% of Market	Direct Premis Written
Executive Risk Ind Inc	100.00%	1

*Premiums under \$500 are rounded to zero.

PROPERTY/CASUALTY MARKET SHARE CY 2022 (\$000)

Medical Professional Liability – Claims Made		
Company Name	% of Market	Direct Prens Written*
Medical Ins Exch Of CA	57.63%	8,497
Norcal Ins Co	18.34%	2,704
Physicians Ins A Mut Co	7.38%	1,088
Aspen Amer Ins Co	4.45%	656
Doctors Co An Interins Exch	4.39%	648
Dentists Ins Co	3.15%	464
ProAssurance Ins Co Of Amer	1.38%	204
Ace Amer Ins Co	0.95%	141
NCMIC Ins Co	0.68%	100
Church Mut Ins Co S I	0.41%	61
Fair Amer Ins & Reins Co	0.36%	53
American Cas Co Of Reading PA	0.28%	41
Allied World Ins Co	0.18%	26
Medical Protective Co	0.16%	23
Fortress Ins Co	0.15%	22
State Farm Fire & Cas Co	0.05%	7
MAG Mut Ins Co	0.04%	7
Great Divide Ins Co	0.02%	3
General Ins Co Of Amer	0.01%	1
Liberty Ins Underwriters Inc	0.00%	0

Medical Professional Liability – Occurrence		
Company Name	% of Market	Direct Prens Written
American Cas Co Of Reading PA	27.78%	690
Medical Protective Co	18.26%	453
Medical Ins Exch Of CA	12.94%	321
NCMIC Ins Co	12.29%	305
Liberty Ins Underwriters Inc	9.35%	232
Norcal Ins Co	8.57%	213
Fair Amer Ins & Reins Co	1.87%	46
Church Mut Ins Co S I	1.68%	42
Aspen Amer Ins Co	1.53%	38
Berkshire Hathaway Specialty Ins Co	1.40%	35
Pharmacists Mut Ins Co	1.38%	34
Ace Amer Ins Co	0.98%	24
Allied World Ins Co	0.75%	19
Proselect Ins Co	0.57%	14
State Farm Fire & Cas Co	0.23%	6
National Union Fire Ins Co Of Pittsb	0.21%	5
Physicians Ins A Mut Co	0.11%	3
General Ins Co Of Amer	0.04%	1
Fortress Ins Co	0.03%	1
Doctors Co An Interins Exch	0.03%	1

Mortgage Guaranty		
Company Name	% of Market	Direct Prens Written*
ARCH Mortgage Ins Co	24.81%	4,351
Radian Guar Inc	22.56%	3,958
Mortgage Guar Ins Corp	21.35%	3,746
Essent Guar Inc	13.61%	2,388
Enact Mortgage Ins Corp	10.19%	1,787
National Mortgage Ins Corp	4.66%	818
United Guar Residential Ins Co	2.81%	493
Enact Mortgage Ins Corp Of NC	0.00%	0

Multiple Peril Crop		
Company Name	% of Market	Direct Prens Written
Rural Comm Ins Co	100.00%	142

*Premiums under \$500 are rounded to zero.

PROPERTY/CASUALTY MARKET SHARE CY 2022 (\$000)

Ocean Marine		
Company Name	% of Market	Direct Premiums Written
Aspen Amer Ins Co	11.77%	5,026
Liberty Mut Ins Co	9.47%	4,044
Stratford Ins Co	9.31%	3,976
Travelers Prop Cas Co Of Amer	9.18%	3,920
Navigators Ins Co	8.05%	3,437
Great Amer Ins Co	7.99%	3,413
Atlantic Specialty Ins Co	6.60%	2,821
Endurance Amer Ins Co	3.95%	1,689
StarStone Natl Ins Co	3.79%	1,617
Markel Amer Ins Co	3.67%	1,565
Zurich Amer Ins Co	2.49%	1,065
US Specialty Ins Co	2.40%	1,024
Ascot Ins Co	2.04%	872
Starr Ind & Liab Co	1.99%	850
GEICO Marine Ins Co	1.97%	843
Swiss Re Corp Solutions Amer Ins Co	1.80%	771
New York Marine & Gen Ins Co	1.53%	653
State Natl Ins Co Inc	1.51%	647
Alaska Natl Ins Co	1.50%	642
Ace Amer Ins Co	1.45%	618

Other Liability – Claims Made		
Company Name	% of Market	Direct Premiums Written
Factory Mut Ins Co	24.91%	10,639
State Farm Fire & Cas Co	20.96%	8,951
Affiliated FM Ins Co	11.59%	4,950
Swiss Re Corp Solutions Elite Ins Co	9.41%	4,020
United Serv Automobile Assn	8.93%	3,816
Insurance Co Of The West	4.15%	1,772
USAA Cas Ins Co	3.94%	1,681
American Guar & Liab Ins	2.50%	1,068
Zurich Amer Ins Co	2.49%	1,063
USAA Gen Ind Co	2.12%	906
XL Ins Amer Inc	1.80%	769
Garrison Prop & Cas Ins Co	1.26%	539
Umialik Ins Co	0.89%	380
Horace Mann Ins Co	0.88%	376
Areca Ins Exch	0.65%	277
Palomar Specialty Ins Co	0.61%	259
Occidental Fire & Cas Co Of NC	0.55%	234
Westport Ins Corp	0.45%	194
Employers Ins Co Of Wausau	0.45%	191
Continental Cas Co	0.28%	118

Other Liability – Occurrence		
Company Name	% of Market	Direct Premiums Written
Umialik Ins Co	14.59%	15,377
Alaska Natl Ins Co	10.30%	10,855
Great Divide Ins Co	5.74%	6,049
Cumis Ins Society Inc	4.20%	4,433
State Farm Fire & Cas Co	3.85%	4,056
Travelers Cas & Surety Co Of Amer	2.87%	3,026
Great Amer Assur Co	2.72%	2,868
Ohio Cas Ins Co	2.65%	2,795
Continental Cas Co	2.33%	2,456
RSUI Ind Co	2.24%	2,365
ALPS Prop & Cas Ins Co	2.17%	2,293
Philadelphia Ind Ins Co	2.12%	2,231
Everest Natl Ins Co	1.83%	1,929
National Union Fire Ins Co Of Pittsb	1.77%	1,870
Securian Cas Co	1.71%	1,805
Areca Ins Exch	1.70%	1,796
Starr Ind & Liab Co	1.68%	1,776
Liberty Mut Fire Ins Co	1.64%	1,727
Arch Ins Co	1.57%	1,655
Zurich Amer Ins Co	1.48%	1,565

*Premiums under \$500 are rounded to zero.

PROPERTY/CASUALTY MARKET SHARE CY 2022 (\$000)

Private Flood		
Company Name	% of Market	Direct Prens Written*
Employers Ins Co Of Wausau	33.10%	755
XL Ins Amer Inc	28.18%	643
American Guar & Liab Ins	11.38%	260
Swiss Re Corp Solutions Elite Ins Co	8.43%	192
Zurich Amer Ins Co	7.96%	182
American Security Ins Co	4.90%	112
Allianz Global Risks US Ins Co	2.31%	53
National Union Fire Ins Co of Pittsb	1.81%	41
New Hampshire Ins Co	0.59%	13
Integon Natl Ins Co	0.34%	8
Westport Ins Corp	0.30%	7
Liberty Mut Fire Ins Co	0.22%	5
Granite State Ins Co	0.17%	4
American Home Assur Co	0.12%	3
National Cas Co	0.11%	3
Crestbrook Ins Co	0.04%	1
Firemans Fund Ins Co	0.02%	1
Arch Ins Co	0.02%	0
Illinois Natl Ins Co	0.00%	0
National Fire Ins Co Of Hartford	0.00%	0

*Premiums under \$500 are rounded to zero.

Private Passenger Auto – No Fault and Liability		
Company Name	% of Market	Direct Prens Written
State Farm Mut Auto Ins Co	27.58%	82,638
Progressive Direct Ins Co	8.41%	25,188
GEICO Advantage Ins Co	8.29%	24,833
United Serv Automobile Assn	5.50%	16,487
Allstate Fire & Cas Ins Co	5.49%	16,447
GEICO Choice Ins Co	4.99%	14,962
USAA Cas Ins Co	4.87%	14,578
Progressive Specialty Ins Co	4.24%	12,719
USAA Gen Ind Co	4.11%	12,311
Safeco Ins Co Of IN	3.65%	10,934
State Farm Fire & Cas Co	2.80%	8,377
Garrison Prop & Cas Ins Co	2.37%	7,114
GEICO Secure Ins Co	2.36%	7,074
Geico Gen Ins Co	2.28%	6,828
Country Pref Ins Co	2.04%	6,107
Allstate Ins Co	2.01%	6,016
Hartford Ins Co Of The Midwest	1.45%	4,352
Allstate Prop & Cas Ins Co	1.31%	3,920
Geico Ind Co	1.13%	3,388
Country Mut Ins Co	1.02%	3,070

Private Passenger Auto – Physical Damage		
Company Name	% of Market	Direct Prens Written
State Farm Mut Auto Ins Co	26.52%	64,368
Allstate Fire & Cas Ins Co	8.57%	20,799
GEICO Advantage Ins Co	7.96%	19,328
United Serv Automobile Assn	6.26%	15,199
Progressive Direct Ins Co	5.22%	12,680
USAA Gen Ind Co	5.06%	12,280
USAA Cas Ins Co	4.62%	11,216
GEICO Choice Ins Co	4.42%	10,732
Allstate Ins Co	3.63%	8,822
Safeco Ins Co Of IN	2.91%	7,060
State Farm Fire & Cas Co	2.52%	6,123
Progressive Specialty Ins Co	2.37%	5,745
Geico Gen Ins Co	2.27%	5,503
Garrison Prop & Cas Ins Co	2.13%	5,173
Country Pref Ins Co	2.12%	5,152
Allstate Prop & Cas Ins Co	1.90%	4,610
GEICO Secure Ins Co	1.83%	4,450
National Specialty Ins Co	1.52%	3,680
Geico Ind Co	1.41%	3,428
Hartford Ins Co Of The Midwest	1.22%	2,955

PROPERTY/CASUALTY MARKET SHARE CY 2022 (\$000)

Products Liability – Claims Made		
Company Name	% of Market	Direct Premis Written*
Travelers Prop Cas Co Of Amer	84.53%	9
Illinois Natl Ins Co	10.76%	1
Granite State Ins Co	3.79%	0
New Hampshire Ins Co	1.38%	0
Philadelphia Ind Ins Co	-0.47%	0

Products Liability – Occurrence		
Company Name	% of Market	Direct Premis Written
Umialik Ins Co	46.84%	2,195
Ace Prop & Cas Ins Co	13.42%	629
Allianz Global Risks US Ins Co	5.28%	247
Northland Cas Co	3.67%	172
Ohio Security Ins Co	3.49%	163
Liberty Mut Fire Ins Co	3.44%	161
Alaska Natl Ins Co	3.42%	160
Valley Forge Ins Co	3.17%	149
Sompo Amer Ins Co	3.05%	143
Great Divide Ins Co	2.37%	111
Everest Natl Ins Co	1.61%	75
Ace Amer Ins Co	1.42%	66
Sentry Select Ins Co	1.15%	54
Federal Ins Co	1.07%	50
American Zurich Ins Co	0.68%	32
Arch Ins Co	0.62%	29
Electric Ins Co	0.60%	28
Country Mut Ins Co	0.57%	27
Travelers Prop Cas Co Of Amer	0.56%	26
Employers Ins Co Of Wausau	0.51%	24

Surety		
Company Name	% of Market	Direct Premis Written
Liberty Mut Ins Co	23.69%	9,468
Travelers Cas & Surety Co Of Amer	12.16%	4,860
Hartford Fire Ins Co	7.01%	2,804
Western Surety Co	6.40%	2,558
Lexon Ins Co	5.88%	2,349
Fidelity & Deposit Co Of MD	5.50%	2,200
Argonaut Ins Co	4.69%	1,874
Ohio Cas Ins Co	3.76%	1,502
Federal Ins Co	2.44%	974
Merchants Bonding Co A Mut	2.33%	932
Atlantic Specialty Ins Co	2.32%	928
Swiss Re Corp Solutions Amer Ins Co	2.06%	823
Philadelphia Ind Ins Co	1.79%	715
Great Amer Ins Co	1.76%	703
Harco Natl Ins Co	1.75%	700
Contractors Bonding & Ins Co	1.63%	651
Berkley Ins Co	1.44%	574
Suretec Ins Co	1.33%	533
Western Natl Mut Ins Co	1.28%	511
Zurich Amer Ins Co	1.11%	443

*Premiums under \$500 are rounded to zero.

PROPERTY/CASUALTY MARKET SHARE CY 2022 (\$000)

Warranty		
Company Name	% of Market	Direct Prems Written*
Universal Underwriters Ins Co	43.89%	249
Dealers Assur Co	36.08%	205
Old Republic Ins Co	14.56%	83
Lyndon Southern Ins Co	5.95%	34
National Cas Co	1.36%	8
Illinois Natl Ins Co	0.72%	4
Starr Ind & Liab Co	0.30%	2
Courtesy Ins Co	0.03%	0
American Mercury Ins Co	-2.89%	-16

Workers' Compensation		
Company Name	% of Market	Direct Prems Written
Alaska Natl Ins Co	31.45%	57,402
Umialik Ins Co	8.44%	15,400
American Interstate Ins Co	4.82%	8,806
Republic Ind Co Of Amer	3.44%	6,278
Ohio Cas Ins Co	2.83%	5,166
LM Ins Corp	2.70%	4,921
Zurich Amer Ins Co	2.49%	4,541
Employers Ins Co Of Wausau	2.33%	4,260
Markel Ins Co	2.31%	4,211
Berkshire Hathaway Homestate Ins Co	2.19%	4,000
Travelers Prop Cas Co Of Amer	2.09%	3,819
Amguard Ins Co	1.71%	3,118
Starr Ind & Liab Co	1.48%	2,705
Ace Amer Ins Co	1.48%	2,699
Liberty Ins Corp	1.44%	2,626
State Farm Fire & Cas Co	1.29%	2,357
Starr Specialty Ins Co	1.25%	2,284
American Fire & Cas Co	1.22%	2,222
Travelers Ind Co Of Amer	1.21%	2,214
American Zurich Ins Co	1.11%	2,033

Total		
Company Name	% of Market	Direct Prems Written
State Farm Mut Auto Ins Co	9.19%	154,435
State Farm Fire & Cas Co	7.16%	120,255
Alaska Natl Ins Co	6.39%	107,313
Umialik Ins Co	5.68%	95,356
United Serv Automobile Assn	3.48%	58,526
GEICO Advantage Ins Co	2.63%	44,162
Progressive Direct Ins Co	2.37%	39,811
USAA Cas Ins Co	2.31%	38,738
Allstate Fire & Cas Ins Co	2.22%	37,247
USAA Gen Ind Co	2.10%	35,300
Allstate Ins Co	2.06%	34,587
Safeco Ins Co Of IN	2.04%	34,204
Factory Mut Ins Co	1.76%	29,632
Allstate Prop & Cas Ins Co	1.74%	29,236
Country Mut Ins Co	1.69%	28,466
GEICO Choice Ins Co	1.53%	25,694
Ohio Security Ins Co	1.38%	23,146
Continental Cas Co	1.26%	21,086
Progressive Specialty Ins Co	1.10%	18,514
Garrison Prop & Cas Ins Co	1.05%	17,650

*Premiums under \$500 are rounded to zero.

PROPERTY/CASUALTY TOTAL BUSINESS CY 2022 (\$000)

Company Name	Dom	Direct Written Prem	Direct Earned Prem	Dividends Paid	Direct Losses Paid	Direct Losses Incurred
21st Century Centennial Ins Co	PA	0	0	0	50	5
21st Century N Amer Ins Co	NY	0	0	0	0	0
21st Century Premier Ins Co	PA	0	0	0	0	0
Accelerant Natl Ins Co	DE	6	2	0	0	0
Acceptance Ind Ins Co	NE	452	537	0	677	732
Accident Fund Gen Ins Co	MI	12	11	0	0	0
Accident Fund Ins Co of Amer	MI	35	47	0	0	-1
Accident Fund Natl Ins Co	MI	30	42	0	0	-3
Accredited Surety & Cas Co Inc	FL	0	0	0	0	-3
Ace Amer Ins Co	PA	16,289	16,051	0	11,956	27,749
Ace Fire Underwriters Ins Co	PA	25	28	0	30	-68
Ace Prop & Cas Ins Co	PA	1,990	2,518	0	2,237	-1,004
ACIG Ins Co	IL	4	4	0	0	1
Aegis Security Ins Co	PA	6	8	0	0	0
Affiliated Fm Ins Co	RI	8,764	7,706	0	65	-311
AGCS Marine Ins Co	IL	811	908	0	1,149	1,277
AIG Assur Co	IL	0	0	0	0	13
AIG Prop Cas Co	IL	89	89	0	2	165
AIU Ins Co	NY	949	933	0	216	457
Alaska Natl Ins Co	AK	107,313	105,811	0	42,098	30,866
Alaska Timber Ins Inc	AK	1,983	1,983	1,726	2,237	-368
Allegheny Cas Co	NJ	5	3	0	0	0
Allianz Global Risks US Ins Co	IL	7,398	5,847	0	2,907	-3,209
Allied World Ins Co	NH	86	88	0	0	-53
Allied World Natl Assur Co	NH	111	124	0	0	-169
Allied World Specialty Ins Co	DE	719	967	0	0	-2
Allmerica Fin Benefit Ins Co	MI	75	58	0	4	54
Allstate Fire & Cas Ins Co	IL	37,247	35,833	0	22,262	24,249
Allstate Ind Co	IL	5,670	5,528	0	2,506	1,324
Allstate Ins Co	IL	34,587	34,745	0	19,608	18,954
Allstate Prop & Cas Ins Co	IL	29,236	28,100	0	20,199	21,572
ALPS Prop & Cas Ins Co	MT	2,293	2,348	0	319	4,863
Ambac Assur Corp	WI	0	2	0	0	0
American Alt Ins Corp	DE	1,408	1,484	0	398	50

Company Name	Dom	Direct Written Prem	Direct Earned Prem	Dividends Paid	Direct Losses Paid	Direct Losses Incurred
American Automobile Ins Co	MO	263	300	0	53	-1,946
American Bankers Ins Co Of FL	FL	1,297	1,620	0	942	927
American Cas Co Of Reading PA	PA	1,229	1,213	8	344	1,008
American Commerce Ins Co	OH	157	139	0	66	1
American Contractors Ind Co	CA	68	66	0	0	0
American Economy Ins Co	IN	1,602	622	0	58	201
American Family Home Ins Co	FL	164	140	0	0	56
American Fire & Cas Co	NH	3,727	3,976	0	1,861	1,274
American Guar & Liab Ins	NY	2,923	3,056	0	133	161
American Home Assur Co	NY	97	92	0	273	-1,797
American Ins Co	OH	0	-5	0	576	-53
American Interstate Ins Co	NE	8,806	8,979	0	4,404	6,158
American Mercury Ins Co	OK	-16	271	0	164	167
American Modern Home Ins Co	OH	1,772	1,568	0	761	820
American Modern Prop & Cas Ins Co	OH	670	577	0	164	180
American Natl Prop & Cas Co	MO	490	456	0	0	7
American Pet Ins Co	NY	2,404	2,177	0	1,470	1,498
American Reliable Ins Co	AZ	2,958	2,983	0	564	564
American Road Ins Co	MI	24	24	0	0	0
American Security Ins Co	DE	2,540	2,382	0	1,116	787
American Southern Home Ins Co	FL	44	63	0	1	-31
American States Ins Co	IN	2	2	0	0	-13
American Zurich Ins Co	IL	3,539	3,896	0	1,025	-4,529
Amerisure Ins Co	MI	0	0	0	0	0
Amerisure Mut Ins Co	MI	54	76	0	67	61
Amerisure Partners Ins Co	MI	0	0	0	0	0
Amex Assur Co	IL	221	221	0	25	56
Amguard Ins Co	PA	3,118	3,086	0	994	1,785
Amica Mut Ins Co	RI	334	361	27	289	660
Arag Ins Co	IA	224	224	0	56	61
Arch Ind Ins Co	MO	74	51	0	0	25
Arch Ins Co	MO	7,030	6,884	0	1,809	711

PROPERTY/CASUALTY TOTAL BUSINESS CY 2022 (\$000)

Company Name	Dom	Direct Written Prem	Direct Earned Prem	Divi-dends Paid	Direct Losses Paid	Direct Losses Incurred
ARCH Mortgage Ins Co	WI	4,351	4,442	0	7	-940
Areca Ins Exch	AK	7,186	7,753	662	1,152	6,143
Argonaut Great Central Ins Co	IL	0	0	0	0	0
Argonaut Ins Co	IL	1,977	1,807	0	21	64
Argonaut Midwest Ins Co	IL	0	0	0	17	-9
Armed Forces Ins Exch	KS	300	308	0	33	43
Arrowood Ind Co	DE	0	0	0	24	32
Ascot Ins Co	CO	872	769	0	5	206
Aspen Amer Ins Co	TX	6,683	6,079	0	2,270	2,286
Assured Guar Corp	MD	193	194	0	0	0
Assured Guar Municipal Corp	NY	0	135	0	0	0
Atlantic Specialty Ins Co	NY	4,642	4,565	0	2,096	864
Avemco Ins Co	MD	3,993	3,956	0	1,790	2,250
AXA Ins Co	NY	0	0	0	3,052	-1,561
Axis Ins Co	IL	1,208	1,090	0	106	161
AXIS Reins Co	NY	0	0	0	0	-1
AXIS Specialty Ins Co	CT	0	0	0	0	0
Bankers Ins Co	FL	2	0	0	0	0
Bankers Standard Ins Co	PA	23	24	0	0	3
BCS Ins Co	OH	141	175	0	247	247
Beazley Ins Co Inc	CT	379	346	0	1	20
Benchmark Ins Co	KS	1,573	1,521	0	79	205
Berkley Cas Co	IA	108	110	0	11	37
Berkley Ins Co	DE	760	717	0	-577	-109
Berkley Natl Ins Co	IA	465	471	0	14	-19
Berkley Regional Ins Co	IA	306	296	0	11	-38
Berkshire Hathaway Direct Ins Co	NE	295	239	0	0	11
Berkshire Hathaway Homestate Ins Co	NE	8,023	8,066	0	2,876	3,352
Berkshire Hathaway Specialty Ins Co	NE	1,950	1,525	0	662	1,200
BITCO Gen Ins Corp	IA	0	0	0	0	0
Brotherhood Mut Ins Co	IN	9	11	0	0	-1
California Ins Co	CA	53	53	0	33	-181

Company Name	Dom	Direct Written Prem	Direct Earned Prem	Divi-dends Paid	Direct Losses Paid	Direct Losses Incurred
Camico Mut Ins Co	CA	72	68	0	0	7
Campmed Cas & Ind Co Inc	NH	0	0	0	0	0
Capitol Ind Corp	WI	90	56	0	-3	-11
Carolina Cas Ins Co	IA	1,143	941	0	200	1,838
Caterpillar Ins Co	MO	277	173	0	0	0
Catlin Ins Co	TX	0	0	0	250	-730
Central States Ind Co Of Omaha	NE	2	2	0	0	0
Centurion Cas Co	NE	1	0	0	0	0
Century Ind Co	PA	0	0	0	0	-47
Charter Oak Fire Ins Co	CT	2,008	1,749	12	87	393
Chicago Ins Co	IL	267	289	0	29	48
Chubb Ind Ins Co	NY	71	62	0	10	21
Chubb Natl Ins Co	IN	5	4	0	0	0
Church Mut Ins Co S I	WI	6,515	6,339	160	2,084	2,385
Citizens Ins Co Of Amer	MI	0	1	0	0	0
Clarendon Natl Ins Co	TX	0	0	0	347	-326
Clear Spring Prop & Cas Co	TX	52	244	0	177	255
Colonial Amer Cas & Surety Co	IL	0	0	0	0	0
Colonial Surety Co	PA	43	47	0	0	-1
Colony Specialty Ins Co	OH	83	51	0	0	17
Columbia Ins Co	NE	826	850	0	18	146
Commerce & Industry Ins Co	NY	271	346	0	721	-2,341
Continental Cas Co	IL	21,086	20,783	0	9,561	11,116
Continental Ins Co	PA	526	624	1	633	1,984
Continental Western Ins Co	IA	102	86	0	0	-1
Contractors Bonding & Ins Co	IL	654	578	0	0	23
CorePointe Ins Co	DE	102	32	0	0	2
Country Cas Ins Co	IL	983	946	0	506	699
Country Mut Ins Co	IL	28,466	28,204	0	25,619	22,745
Country Pref Ins Co	IL	11,832	11,330	0	7,438	7,923
Courtesy Ins Co	FL	0	0	0	0	0
Crestbrook Ins Co	OH	412	407	0	309	394
Crum & Forster Ind Co	DE	268	274	0	0	16
Cumis Ins Society Inc	IA	5,018	4,966	0	2,438	2,278

PROPERTY/CASUALTY TOTAL BUSINESS CY 2022 (\$000)

Company Name	Dom	Direct Written Prem	Direct Earned Prem	Dividends Paid	Direct Losses Paid	Direct Losses Incurred
Dairyland Ins Co	WI	0	0	0	0	0
Dealers Assur Co	OH	205	226	0	152	153
Dentists Ins Co	CA	464	402	9	38	48
Developers Surety & Ind Co	CA	0	0	0	0	-15
Diamond State Ins Co	IN	0	0	0	0	0
Discover Prop & Cas Ins Co	CT	0	0	0	0	-2
Doctors Co An Interins Exch	CA	649	633	2	950	211
Eastguard Ins Co	PA	142	177	0	16	44
Electric Ins Co	MA	96	96	0	116	-93
Empire Fire & Marine Ins Co	IL	2,232	2,227	0	211	91
Employers Assur Co	FL	237	294	0	148	327
Employers Compensation Ins Co	CA	207	153	0	46	92
Employers Ins Co Of NV	NV	8	4	0	0	1
Employers Ins Co Of Wausau	WI	9,457	9,488	-1	3,319	2,683
Employers Mut Cas Co	IA	5	12	0	0	0
Employers Preferred Ins Co	FL	1,117	1,036	0	383	434
Enact Mortgage Ins Corp	NC	1,787	1,838	0	0	431
Enact Mortgage Ins Corp of NC	NC	0	0	0	0	0
Endurance Amer Ins Co	DE	14,871	14,546	0	7,260	4,375
Endurance Assur Corp	DE	116	99	0	0	24
Essent Guar Inc	PA	2,388	2,514	0	67	-505
Essentia Ins Co	MO	551	513	0	174	192
Euler Hermes N Amer Ins Co	MD	139	62	0	0	23
Everest Denali Ins Co	DE	1,641	1,676	0	10	344
Everest Natl Ins Co	DE	5,261	4,457	0	673	1,488
Everest Premier Ins Co	DE	-144	4	0	56	74
Everest Reins Co	DE	0	0	0	0	-14
Evergreen Natl Ind Co	OH	0	0	0	0	0
Executive Risk Ind Inc	DE	129	153	0	0	-31
Factory Mut Ins Co	RI	29,632	25,517	0	41	1,178
Fair Amer Ins & Reins Co	NY	114	112	0	0	14
Falls Lake Natl Ins Co	OH	3,281	3,024	0	892	960
Farmers Direct Prop & Cas Ins Co	RI	0	0	0	0	0

Company Name	Dom	Direct Written Prem	Direct Earned Prem	Dividends Paid	Direct Losses Paid	Direct Losses Incurred
Farmers Grp Prop & Cas Ins Co	RI	286	298	0	60	37
Farmington Cas Co	CT	0	0	0	0	1
Federal Ins Co	IN	3,289	2,940	0	165	15
Federated Mut Ins Co	MN	8	9	0	0	0
Federated Serv Ins Co	MN	375	404	0	257	42
Fidelity & Deposit Co Of MD	IL	2,240	1,858	0	-4,474	-4,478
Fidelity & Guar Ins Co	IA	-41	-41	0	8	58
Fidelity & Guar Ins Underwriters Inc	WI	0	0	0	0	1
Firemans Fund Ins Co	IL	2,235	2,520	0	1,683	1,021
Firemens Ins Co Of Washington DC	DE	0	0	0	0	0
First Colonial Ins Co	FL	10	11	0	0	-5
First Fin Ins Co	IL	1	0	0	0	0
First Liberty Ins Corp	IL	562	513	0	12	58
First Natl Ins Co Of Amer	NH	7	7	0	27	-352
Florists Mut Ins Co	IL	44	40	0	71	77
Foremost Ins Co Grand Rapids MI	MI	4,190	3,920	0	2,206	2,026
Foremost Prop & Cas Ins Co	MI	269	246	0	49	45
Foremost Signature Ins Co	MI	0	0	0	0	-62
Fortress Ins Co	IL	23	22	0	0	30
Freedom Specialty Ins Co	OH	24	23	0	0	-1
Garrison Prop & Cas Ins Co	TX	17,650	17,226	0	14,366	15,203
GEICO Advantage Ins Co	NE	44,162	42,973	0	30,566	36,594
Geico Cas Co	NE	78	172	0	417	-88
GEICO Choice Ins Co	NE	25,694	25,582	0	19,009	18,921
Geico Gen Ins Co	NE	12,332	12,491	0	6,359	6,530
Geico Ind Co	NE	6,816	6,793	0	3,691	3,691
GEICO Marine Ins Co	NE	843	884	0	310	334
GEICO Secure Ins Co	NE	11,524	11,930	0	8,237	9,603
General Cas Co Of WI	WI	150	180	0	160	322
General Ins Co Of Amer	NH	81	76	0	0	-31
General Reins Corp	DE	0	0	0	0	-51
General Security Natl Ins Co	NY	0	2	0	0	2

PROPERTY/CASUALTY TOTAL BUSINESS CY 2022 (\$000)

Company Name	Dom	Direct Written Prem	Direct Earned Prem	Dividends Paid	Direct Losses Paid	Direct Losses Incurred
General Star Natl Ins Co	DE	0	0	0	0	5
Generali US Branch	NY	1,124	932	0	348	-1,202
Genesis Ins Co	DE	1,431	1,372	0	33	269
Glencar Ins Co	WI	6	3	0	1	2
Government Employees Ins Co	NE	5,846	5,957	0	3,307	3,095
Granite State Ins Co	IL	2,677	2,716	0	4,827	5,786
Gray Ins Co	LA	9	11	0	0	-2
Great Amer Alliance Ins Co	OH	635	597	0	12	314
Great Amer Assur Co	OH	4,181	3,985	0	37	294
Great Amer Ins Co	OH	9,735	9,937	0	7,059	1,935
Great Amer Ins Co of NY	NY	503	588	0	121	-183
Great Amer Security Ins Co	OH	363	301	0	0	79
Great Amer Spirit Ins Co	OH	106	113	0	6	15
Great Divide Ins Co	ND	9,293	9,129	0	4,020	5,811
Great Midwest Ins Co	TX	43	48	0	0	-6
Great Northern Ins Co	IN	384	403	0	16	-5
Great West Cas Co	NE	0	0	0	0	-1
Greenwich Ins Co	DE	187	195	0	30	65
Guarantee Co Of N Amer USA	MI	38	36	0	0	-6
GuideOne Ins Co	IA	297	484	0	233	78
Hallmark Ins Co	AZ	0	0	0	0	-12
Hanover Amer Ins Co	NH	18	17	0	0	1
Hanover Ins Co	NH	500	631	0	71	-94
Harco Natl Ins Co	IL	839	472	0	0	74
Hartford Accident & Ind Co	CT	39	36	0	4	1
Hartford Cas Ins Co	IN	242	212	0	0	17
Hartford Fire Ins Co	CT	4,319	2,535	0	146	460
Hartford Ins Co Of The Midwest	IN	9,079	9,443	0	5,459	5,146
Hartford Steam Boil Inspec & Ins Co	CT	549	520	0	0	26
Hartford Underwriters Ins Co	CT	305	317	0	31	82
HDI Global Ins Co	IL	56	-680	0	81	-85
Hiscox Ins Co Inc	IL	515	485	0	8	-7
Homesite Ins Co	WI	113	34	0	4	13
Horace Mann Ins Co	IL	4,114	4,121	0	1,801	2,407

Company Name	Dom	Direct Written Prem	Direct Earned Prem	Dividends Paid	Direct Losses Paid	Direct Losses Incurred
Horace Mann Prop & Cas Ins Co	IL	2,352	2,353	0	1,095	1,275
Hudson Ins Co	DE	952	949	0	0	27
Illinois Ins Co	NM	1,006	421	0	42	213
Illinois Natl Ins Co	IL	2,044	2,034	0	60	4,917
Imperium Ins Co	TX	6	5	0	0	0
Indemnity Ins Co Of North Amer	PA	888	1,044	0	27	-261
Indemnity Natl Ins Co	MS	122	119	0	0	17
Independence Amer Ins Co	DE	705	691	0	676	424
Insurance Co Of N Amer	PA	65	71	0	95	-175
Insurance Co Of The State Of PA	IL	549	520	0	365	-1,386
Insurance Co Of The West	CA	2,007	1,937	0	12	-6
Integon Natl Ins Co	NC	1,481	1,294	0	477	503
International Fidelity Ins Co	NJ	4	34	0	0	-32
Intrepid Ins Co	IA	332	332	0	109	145
Ironshore Ind Inc	IL	230	227	0	16	154
Jefferson Ins Co	NY	11,879	11,789	0	1,095	1,063
Jet Ins Co	NC	2	0	0	0	0
Jewelers Mut Ins Co S I	WI	207	198	0	40	105
Key Risk Ins Co	IA	0	0	0	0	0
Lancer Ins Co	IL	1,073	794	0	242	5,112
Lexington Natl Ins Corp	FL	3	2	0	0	0
Lexon Ins Co	TX	2,368	2,326	0	42	42
Liberty Ins Corp	IL	3,894	3,700	0	1,337	809
Liberty Ins Underwriters Inc	IL	3,117	3,155	0	2,009	1,278
Liberty Mut Fire Ins Co	WI	12,016	11,770	0	5,646	4,482
Liberty Mut Ins Co	MA	13,578	11,966	0	1,738	2,629
Liberty Northwest Ins Corp	OR	0	0	0	2,918	723
LM Ins Corp	IL	4,926	5,208	0	1,606	2,216
Lyndon Southern Ins Co	DE	81	41	0	12	14
MAG Mut Ins Co	GA	7	2	0	0	0
Manufacturers Alliance Ins Co	PA	174	154	0	43	69
Markel Amer Ins Co	VA	5,005	4,856	0	547	939
Markel Ins Co	IL	5,212	5,148	0	1,715	1,528
Massachusetts Bay Ins Co	NH	72	71	0	24	46

PROPERTY/CASUALTY TOTAL BUSINESS CY 2022 (\$000)

Company Name	Dom	Direct Written Prem	Direct Earned Prem	Dividends Paid	Direct Losses Paid	Direct Losses Incurred
MBIA Ins Corp	NY	0	10	0	0	0
Medical Ins Exch Of CA	CA	8,926	9,143	1,100	4,726	2,073
Medical Protective Co	IN	479	436	0	0	-109
MEMIC Ind Co	NH	6	6	0	0	-5
Merchants Bonding Co A Mut	IA	953	670	0	21	77
Merchants Natl Bonding Inc	IA	208	231	0	0	-4
Metropolitan Gen Ins Co	RI	36	19	0	15	17
MIC Gen Ins Corp	MI	884	902	0	435	428
MIC Prop & Cas Ins Corp	MI	274	342	0	77	58
Middlesex Ins Co	WI	0	7	0	0	0
Midvale Ind Co	WI	85	81	0	37	60
Midwest Employers Cas Co	DE	1,541	1,520	0	252	-400
Milford Cas Ins Co	DE	270	144	0	0	9
Mitsui Sumitomo Ins Co of Amer	NY	687	751	0	1,160	2,072
Mitsui Sumitomo Ins USA Inc	NY	520	429	0	2,553	-1,640
Mortgage Guar Ins Corp	WI	3,746	3,897	0	108	-795
Motors Ins Corp	MI	48	48	0	0	0
National Amer Ins Co	OK	0	0	0	0	0
National Cas Co	OH	5,566	5,426	0	2,234	1,022
National Farmers Union Prop & Cas	NC	57	61	0	25	15
National Fire Ins Co Of Hartford	IL	150	178	0	1	3
National Gen Ins Co	MO	169	179	0	30	58
National Ind Co	NE	2,266	2,152	0	1,446	1,549
National Interstate Ins Co	OH	5,996	5,927	0	1,924	2,817
National Liab & Fire Ins Co	CT	3,623	3,586	0	339	1,309
National Mortgage Ins Corp	WI	818	828	0	0	21
National Public Finance Guar Corp	NY	0	70	0	0	0
National Specialty Ins Co	TX	4,246	4,048	0	2,506	3,041
National Surety Corp	IL	4	-4	0	25	-501
National Union Fire Ins Co Of Pittsb	PA	15,980	15,378	0	18,465	2,742
Nationwide Mut Fire Ins Co	OH	0	0	0	30	0

Company Name	Dom	Direct Written Prem	Direct Earned Prem	Dividends Paid	Direct Losses Paid	Direct Losses Incurred
Nationwide Mut Ins Co	OH	468	497	0	-156	-133
Nationwide Prop & Cas Ins Co	OH	0	0	0	0	0
Navigators Ins Co	NY	3,599	3,456	0	1,004	902
NCMIC Ins Co	IA	405	431	25	50	-5
New England Ins Co	CT	0	0	0	0	-1
New Hampshire Ins Co	IL	4,116	3,934	0	654	1,999
New York Marine & Gen Ins Co	NY	835	835	0	511	891
Norcal Ins Co	CA	2,917	3,136	0	0	-645
Norguard Ins Co	PA	379	398	0	118	78
North Pointe Ins Co	PA	1	0	0	0	0
North River Ins Co	NJ	1,017	916	0	10	67
Northland Cas Co	CT	1,332	1,396	0	179	-107
Nova Cas Co	NY	371	359	0	118	253
Nutmeg Ins Co	CT	0	0	0	0	1
Oak River Ins Co	NE	1,128	1,179	0	341	307
OBI Amer Ins Co	PA	0	0	0	0	0
OBI Natl Ins Co	PA	2	2	0	0	0
Occidental Fire & Cas Co Of NC	NC	4,310	4,006	0	2,983	3,324
Ohio Cas Ins Co	NH	13,519	14,170	0	7,671	8,073
Ohio Ind Co	OH	43	40	0	8	-1
Ohio Security Ins Co	NH	23,146	22,200	0	10,255	15,647
Old Republic Gen Ins Corp	IL	-9	-9	0	0	-13
Old Republic Ins Co	PA	2,704	2,584	11	1,390	2,146
Old United Cas Co	KS	0	0	0	0	0
Pacific Employers Ins Co	PA	16	12	0	42	-54
Pacific Ind Co	WI	374	314	8	0	-24
Palomar Specialty Ins Co	OR	259	201	0	0	0
Peak Prop & Cas Ins Corp	WI	0	0	0	0	0
Penn Amer Ins Co	PA	-1	-1	0	0	-89
Pennsylvania Lumbermens Mut Ins	PA	25	6	0	6	6
Pennsylvania Manufacturers Assoc Ins	PA	2,128	1,996	0	314	1,313

PROPERTY/CASUALTY TOTAL BUSINESS CY 2022 (\$000)

Company Name	Dom	Direct Written Prem	Direct Earned Prem	Dividends Paid	Direct Losses Paid	Direct Losses Incurred
Pennsylvania Manufacturers Ind Co	PA	387	372	0	48	153
Permanent Gen Assur Corp	WI	95	119	0	27	99
Petroleum Cas Co	TX	0	0	0	0	0
Pharmacists Mut Ins Co	IA	224	282	0	54	94
Philadelphia Ind Ins Co	PA	9,398	9,724	0	2,658	2,588
Phoenix Ins Co	CT	729	495	0	826	1,754
Physicians Ins A Mut Co	WA	1,132	1,097	0	163	-637
Pinnacle Nat Ins Co	TX	0	0	0	0	0
Plateau Cas Ins Co	TN	49	50	0	0	-1
Platte River Ins Co	NE	108	121	0	25	22
Plaza Ins Co	IA	0	0	0	0	0
Praetorian Ins Co	PA	-137	-109	19	-162	431
Pre Paid Legal Cas Inc	OK	246	247	0	75	75
Preferred Professional Ins Co	NE	18	14	0	7	-112
Privilege Underwriters Recp Exch	FL	1,088	978	0	103	350
ProAssurance Ins Co Of Amer	IL	204	198	0	0	0
Procentury Ins Co	MI	0	0	0	0	0
Progressive Cas Ins Co	OH	32	32	0	-2	-3
Progressive Direct Ins Co	OH	39,811	38,091	0	20,223	22,578
Progressive Northwestern Ins Co	OH	2,956	2,943	0	882	1,027
Progressive Specialty Ins Co	OH	18,514	18,141	0	10,064	10,138
Property & Cas Ins Co Of Hartford	IN	26	17	0	52	52
Proselect Ins Co	NE	14	12	0	0	6
Protective Ins Co	IN	594	650	0	44	119
Protective Prop & Cas Ins Co	MO	48	33	0	0	0
QBE Ins Corp	PA	1,072	1,367	60	284	196
Radian Guar Inc	PA	3,958	4,113	0	76	-838
Redwood Fire & Cas Ins Co	NE	534	758	0	184	364
Regent Ins Co	WI	31	71	0	0	12
Republic Ind Co Of Amer	CA	6,278	6,282	394	4,534	4,898
Republic Ind Co Of CA	CA	52	61	0	113	146

Company Name	Dom	Direct Written Prem	Direct Earned Prem	Dividends Paid	Direct Losses Paid	Direct Losses Incurred
Repwest Ins Co	AZ	268	267	0	33	27
Response Worldwide Ins Co	IL	0	0	0	0	0
Riverport Ins Co	IA	4	4	0	0	-431
RLI Ins Co	IL	2,088	2,062	0	97	273
Rockwood Cas Ins Co	PA	-9	-10	0	0	-1
RSUI Ind Co	NH	2,402	2,872	0	36	-239
Rural Comm Ins Co	MN	142	142	0	233	255
Safeco Ins Co Of Amer	NH	6,110	5,844	0	3,427	4,397
Safeco Ins Co Of IL	IL	584	570	0	209	233
Safeco Ins Co Of IN	IN	34,204	33,679	0	16,691	18,930
Safety First Ins Co	IL	0	0	0	0	-105
Safety Natl Cas Corp	MO	3,226	3,217	0	123	399
Sagamore Ins Co	IN	0	0	0	6	7
Scottsdale Ind Co	OH	0	0	0	0	-7
Securian Cas Co	MN	2,482	2,350	0	713	737
Security Natl Ins Co	DE	716	660	0	8	290
Selective Ins Co Of Amer	NJ	80	122	0	0	-5
Seneca Ins Co Inc	NY	11	8	0	0	1
Sentinel Ins Co LTD	CT	0	0	0	0	0
Sentry Cas Co	WI	41	43	0	45	-242
Sentry Ins Co	WI	601	420	0	302	1,164
Sentry Select Ins Co	WI	1,964	2,177	0	611	839
Service Amer Ind Co	OK	141	143	0	32	40
Seven Seas Ins Co Inc	FL	3	3	0	0	0
SFM Mut Ins Co	MN	0	0	0	0	0
SiriusPoint Amer Ins Co	NY	227	181	0	25	111
Sompo Amer Fire & Mar Ins Co Amer	NY	281	815	0	29	119
Sompo Amer Ins Co	NY	2,050	1,843	0	934	4,011
Sparta Ins Co	CT	0	0	0	0	0
Spinnaker Ins Co	IL	225	157	0	16	16
St Paul Fire & Marine Ins Co	CT	9	29	0	212	-875
St Paul Guardian Ins Co	CT	-14	17	0	0	-18
St Paul Mercury Ins Co	CT	0	0	0	0	-6

PROPERTY/CASUALTY TOTAL BUSINESS CY 2022 (\$000)

Company Name	Dom	Direct Written Prem	Direct Earned Prem	Dividends Paid	Direct Losses Paid	Direct Losses Incurred
St Paul Protective Ins Co	CT	0	0	0	0	-6
Standard Fire Ins Co	CT	0	0	0	10	-4
Star Ins Co	MI	6	6	0	0	-10
Starnet Ins Co	IA	1,168	1,019	0	2,307	-515
Starr Ind & Liab Co	TX	17,272	16,684	0	18,748	4,302
Starr Specialty Ins Co	TX	2,284	2,321	67	523	531
StarStone Natl Ins Co	DE	8,762	8,869	0	3,771	6,403
State Farm Fire & Cas Co	IL	120,255	117,129	0	72,303	70,731
State Farm Mut Auto Ins Co	IL	154,435	149,834	0	102,816	117,755
State Natl Ins Co Inc	TX	1,656	1,466	0	189	95
Stillwater Ins Co	CA	326	337	0	114	84
Stonington Ins Co	PA	2	10	0	21	52
Stratford Ins Co	NH	3,976	4,101	0	600	1,985
SUNZ Ins Co	FL	6	6	0	0	0
Suretec Ins Co	TX	533	478	0	0	75
Swiss Re Corp Solutions Amer Ins Co	MO	2,048	1,680	0	253	673
Swiss Re Corp Solutions Elite Ins Co	MO	8,286	6,834	0	3,029	-1,002
Swiss Re Corp Solutions Premier Ins	MO	34	25	0	0	5
T H E Ins Co	LA	265	326	0	10	-168
Teachers Ins Co	IL	575	588	0	277	282
Technology Ins Co Inc	DE	447	449	0	45	226
Tesla Ins Co	CA	0	0	0	-7	-7
The Cincinnati Ins Co	OH	206	197	0	17	98
The Gray Cas & Surety Co	LA	0	0	0	0	0
The Travelers Cas Co	CT	0	0	0	0	0
TIG Ins Co	CA	0	0	0	0	0
TNUS Ins Co	NY	0	0	0	0	0
Tokio Marine Amer Ins Co	NY	1,278	1,273	0	-71	-572
Toyota Motor Ins Co	IA	478	464	0	45	70
Trans Pacific Ins Co	NY	0	0	0	1	3
Transamerica Cas Ins Co	IA	0	9	0	10	11
Transguard Ins Co Of Amer Inc	IL	28	29	0	0	-5

Company Name	Dom	Direct Written Prem	Direct Earned Prem	Dividends Paid	Direct Losses Paid	Direct Losses Incurred
Transportation Ins Co	IL	595	237	-1	254	471
Travelers Cas & Surety Co	CT	230	190	0	3	-112
Travelers Cas & Surety Co Of Amer	CT	8,572	8,065	0	585	1,253
Travelers Cas Co Of CT	CT	0	0	0	0	0
Travelers Cas Ins Co Of Amer	CT	0	0	0	0	0
Travelers Constitution State Ins Co	CT	0	0	0	0	0
Travelers Ind Co	CT	3,080	2,953	0	1,086	1,525
Travelers Ind Co Of Amer	CT	2,995	2,631	0	836	580
Travelers Ind Co Of CT	CT	846	820	0	235	184
Travelers Prop Cas Co Of Amer	CT	12,885	12,768	0	5,540	5,015
Tri State Ins Co Of MN	IA	30	23	0	0	3
Trisura Ins Co	OK	85	59	0	0	3
Triton Ins Co	TX	0	0	0	0	0
Triumphe Cas Co	OH	425	433	0	90	29
Truck Ins Exch	CA	1	0	0	0	7
Trumbull Ins Co	CT	2	2	0	-1	14
Twin City Fire Ins Co Co	IN	490	461	1	97	-903
Umialik Ins Co	AK	95,356	87,689	0	36,194	36,351
Union Ins Co	IA	1	0	0	125	-14
United Cas & Surety Ins Co	NE	2	2	0	0	0
United Financial Cas Co	OH	10,011	9,743	0	4,599	4,464
United Fire & Cas Co	IA	14	15	0	0	0
United Guar Residential Ins Co	NC	493	547	0	0	-262
United Serv Automobile Assn	TX	58,526	57,920	6,094	36,128	39,316
United States Fidelity & Guar Co	CT	-1	-1	0	0	-40
United States Fire Ins Co	DE	3,797	3,747	0	1,024	1,413
United States Liab Ins Co	NE	542	525	0	0	2
United WI Ins Co	WI	66	67	0	0	1
Universal Underwriters Ins Co	IL	249	105	0	52	48
Universal Underwriters Of TX Ins	IL	0	0	0	0	0
US Specialty Ins Co	TX	6,382	6,576	0	2,557	2,871
USAA Cas Ins Co	TX	38,738	38,301	516	23,220	25,846

PROPERTY/CASUALTY TOTAL BUSINESS CY 2022 (\$000)

Company Name	Dom	Direct Written Prem	Direct Earned Prem	Dividends Paid	Direct Losses Paid	Direct Losses Incurred
USAA Gen Ind Co	TX	35,300	35,066	0	25,725	28,639
Valley Forge Ins Co	PA	271	364	4	228	2,307
Vanliner Ins Co	OH	795	779	0	99	91
Vantapro Specialty Ins Co	AR	101	89	0	0	33
Vigilant Ins Co	NY	37	31	0	1,097	1,302
Viking Ins Co Of WI	WI	0	0	0	0	0
Virginia Surety Co Inc	IL	469	417	0	151	179
Watford Ins Co	NJ	2	12	0	0	97
Wausau Business Ins Co	WI	0	0	0	70	55
Wausau Underwriters Ins Co	WI	0	-57	0	200	-184
WCF Natl Ins Co	UT	434	310	0	131	126
WCF Select Ins Co	CA	0	0	0	39	-24
Wellfleet Ins Co	IN	34	33	0	0	10
Wellfleet NY Ins Co	NY	1,415	1,349	0	455	1,175
Wesco Ins Co	DE	61	71	0	2	-19

Company Name	Dom	Direct Written Prem	Direct Earned Prem	Dividends Paid	Direct Losses Paid	Direct Losses Incurred
West Amer Ins Co	IN	4,222	4,447	0	1,990	2,920
Westchester Fire Ins Co	PA	1,028	947	0	616	166
Western Natl Mut Ins Co	MN	515	491	0	4	-36
Western Surety Co	SD	2,677	2,796	0	142	168
Westfield Ins Co	OH	7	6	0	0	1
Westport Ins Corp	MO	567	1,227	0	899	-137
Work First Cas Co	DE	1	1	0	0	-2
Wright Natl Flood Ins Co	TX	109	161	0	201	199
XL Ins Amer Inc	DE	3,572	3,789	0	296	1,998
XL Specialty Ins Co	DE	3,836	4,161	0	2,071	1,781
Yosemite Ins Co	OK	0	0	0	325	160
Zenith Ins Co	CA	15	17	0	0	-1
Zurich Amer Ins Co	NY	17,163	16,267	0	3,539	4,854
Zurich Amer Ins Co Of IL	IL	1,035	1,284	0	1,518	1,641
TOTAL COMPANIES: 484		1,679,729	1,634,285	10,906	841,266	840,301

TITLE INSURANCE COMPANIES CY 2022 (\$000)

Company Name	NAIC #	DOM	Market Share	Assets	Surplus	Direct Prem Written	Direct Prem Earned	Direct Losses Paid	Direct Losses Incurred
Agents Natl Title Ins Co	12522	MO	0%	48,780	25,695	0	0	0	0
AmTrust Title Ins Co	51578	NY	0%	54,382	34,846	0	0	0	0
Chicago Title Ins Co	50229	FL	3.60%	1,722,487	812,961	1,385	1,375	2	1
Commonwealth Land Title Ins Co	50083	FL	0%	588,769	316,721	0	0	0	0
Doma Title Ins Inc	50130	SC	0%	156,723	57,921	0	0	0	0
Fidelity Natl Title Ins Co	51586	FL	9.45%	1,356,331	496,584	3,631	3,607	4	0
First Amer Title Guar Co	51624	TX	0%	87,745	60,205	0	0	0	0
First Amer Title Ins Co	50814	NE	24.96%	3,417,100	1,476,936	9,593	9,455	295	485
First Natl Title Ins Co	14240	TX	0%	67,536	38,634	0	0	0	0
Old Republic Natl Title Ins Co	50520	FL	6.02%	1,717,640	705,231	2,312	2,499	0	0
Stewart Title Guar Co	50121	TX	55.97%	1,447,820	790,375	21,512	21,446	9	19
US Natl Title Ins Co	50030	MS	0%	2,556	1,205	0	0	0	0
WFG Natl Title Ins Co	51152	SC	0%	314,519	106,124	0	0	0	0
Total				10,982,388	4,923,438	38,433	38,382	310	505

SURPLUS LINES

Surplus Lines Premiums [82](#)

Premium Tax Audits [82](#)

UNAUTHORIZED AND INDEPENDENTLY PROCURED PREMIUMS AND TAXES [83](#)

NON-ADMITTED PREMIUMS AND TAXES [83](#)

GUARANTY ASSOCIATIONS

Alaska Insurance Guaranty Association [85-86](#)

Alaska Life and Health Insurance Guaranty Association [87](#)

RISK RETENTION GROUPS [88](#)

AIR AMBULANCE SERVICE PROVIDERS [88](#)

PURCHASING GROUPS [89-90](#)

CONSUMER INFORMATION [91](#)

CONTACT THE DIVISION OF INSURANCE [91](#)

SURPLUS LINES PREMIUMS CY 2022 (\$000)

Line	Prem*	Line	Prem*
Fire	9,098	Workers' Compensation	35
Allied Lines	6,681	Other Liability	132,294
Multiple Peril Crop	36	Excess Workers' compensation	2
Federal Flood	138	Products Liability	327
Private Food	318	Other Private Passenger Auto Liability	3
Farmowners Multiple Peril	6	Other Commercial Auto Liability	1,481
Homeowners Multiple Peril	386	Commercial Auto Physical Damage	848
Commercial Multiple Peril: Non-Liability	11,359	Aircraft	6,494
Commercial Multiple Peril: Liability	17,428	Fidelity	69
Mortgage Guaranty	17	Burglarly and Theft	6
Ocean Marine	567	Boiler and Machinery	14
Inland Marine	3,217	Credit	1,352
Medical Professional Liability	3,084	Other Lines of Business	539
Earthquake	11,543	TOTAL	207,345

*Premiums under \$500 are rounded to zero.

PREMIUM TAX AUDITS FY 2023

Audit No.	Surplus Lines Broker Name / Auditee	Audit Call	Report
TA 23-01	Brown and Riding Ins Services Inc	March 13, 2023	June 20, 2023
TA 22-05	Marsh & McLennan Agency LLC	October 31, 2022	May 9, 2023
TA 22-03	Marsh USA Inc	July 11, 2022	December 15, 2022
TA 22-02	Lockton Affinity LLC	May 23, 2022	November 2, 2022
TA 22-01	Risk Placement Services Inc	March 15, 2022	May 9, 2023

UNAUTHORIZED AND INDEPENDENTLY PROCURED PREMIUMS AND TAXES CY 2022 (\$000)

Unauthorized Insurance (Reported by Brokers)	Prem*	3.7% Tax	Marine Prem	.75% Tax
Acisure, LLC	0	0	0	0
AmWins Insurance Brokerage	0	0	31	0
Ares Insurance Managers LLC	0	0	216	2
Arthur J Gallagher Risk Management Serv Inc	0	0	1,808	14
Business Insurance Services Inc	0	0	202	2
Cochrane Agency Inc	0	0	0	0
CRC Insurance Services Inc	0	0	146	1
Exceptional Risk Advisors, LLC	79	3	0	0
Fisk Marine Insurance International LLC	0	0	0	0
Marsh & McLennan Agency LLC	0	0	580	4
Marsh USA Inc	0	0	1,045	8
Maritime Program Group Inc	0	0	9	0
Parker Smith & Feek Insurance LLC	0	0	108	1
Petersen International Underwriters	209	8	0	0
Porter Spaulding Inc	0	0	1	0
Scottish American Insurance General Agency Inc.	0	0	0	0
USI Insurance Services LLC	0	0	1,295	10
Ursus Insurance Services Inc	0	0	1	0
Willis Towers Watson Insurance Services West, Inc	0	0	0	0
Total	288	11	5,411	42

Independently Procured Insurance (Reported by Insureds) (\$000)	Prem	3.7% Tax
Total	866	32

*Premiums under \$500 are rounded to zero.

NON-ADMITTED PREMIUMS AND TAXES REPORTED BY COMPANIES CY 2022 (\$000)

Non-Admitted Companies*	Prem	3.7% Tax
American Continental Insurance Company	15	1
American Home Life Ins Co	5	0
American Life & Security Corp	1	0
American National Life Insurance Company Of NY	1	0
American Progressive Life & Health Ins Co Of NY	1	0
American Retirement Life Insurance Company	52	2
Ameritas Life Insurance Corporation Of NY	2	0
Athene Life Insurance Company Of NY	0	0
Auto-Owners Life Insurance Company	20	1
Christian Fidelity Life Insurance Company	11	0
CICA Life Insurance Company Of America	4	0
Cigna National Health Insurance Company	1	0
Columbian Life Insurance Company	16	1
Combined Life Insurance Company Of New York	2	0
Continental Life Insurance Company Of Brentwood, TN	45	2
Cotton States Life Insurance Company	3	0
Encova Life Insurance Company	7	0
Erie Family Life Insurance Company	21	1
Farm Bureau Life Insurance Company	61	2
Federated Life Insurance Company	7	0
First Unum Life Insurance Company	13	0
Fortitude US Reins Co	7	0
Freedom Life Insurance Company Of America	93	3
Genworth Life Insurance Company Of New York	14	1
GPM Health and Life Insurance Company	13	0
Grange Life Ins Co	9	0
Great Western Insurance Company	14	1
Guaranty Income Life Insurance Company	1	0
Illinois Mutual Life Insurance Company	17	1
Monarch Life Insurance Company	16	0
Mutual Savings Life Insurance Company	0	0

Non-Admitted Companies*	Prem	3.7% Tax
Nassau Life Ins Co Of Kansas	5	0
Old American Insurance Company	9	0
Omaha Supplemental Ins Co	2	0
Pekin Life Insurance Company	20	1
Pioneer Mutual Life Insurance Company	11	0
PMI Mortgage Insurance Company	1	0
Professional Insurance Company	1	0
Puritan Life Insurance Company Of America	2	0
Republic Mortgage Insurance Company	0	0
Riversource Life Insurance Company Of NY	4	0
Sagicor Life Insurance Company	10	0
Security Plan Life Insurance Company	1	0
Shelter Life Insurance Company	29	1
Southern Guaranty Insurance Company	0	0
Standard Life & Cas Ins Co	2	0
Standard Life Insurance Company Of New York	3	0
State Farm Life & Accident Assurance Company	35	1
The Western and Southern Life Insurance Co	89	3
Time Insurance Company	2	0
Union National Life Insurance Company	1	0
United Farm Family Life Insurance Company	20	1
United Home Life Insurance Company	4	0
United Insurance Company Of America	1	0
United Life Ins Co	12	0
United National Life Insurance Company Of America	4	0
Unity Financial Life Insurance Company	23	1
Universal Guaranty Life Insurance Company	0	0
Upstream Life Insurance Company	2	0
USAA Life Insurance Company Of New York	20	1
William Penn Life Insurance Company Of NY	10	0
Total	793	29

*Reported by companies

ALASKA INSURANCE GUARANTY ASSOCIATION CY 2022

All Insolvencies by Statutory Account - Combined Balance Sheet Information

December 31, 2022	Auto	Workers' Comp	Other	Administrative	Total
Assets					
Cash and cash equivalents	16,025	577,079	108,458	-	701,562
Investments	859,253	30,940,405	5,814,975	-	37,614,633
Assessments receivable	-	-	-	-	-
Interest receivable	2,331	83,911	15,771	-	102,013
Total assets	877,609	31,601,395	5,939,204	-	38,418,208
Liabilities And Members' Equity (Deficit)					
Accounts payable	-	26,629	-	-	26,629
Reserve for claims and claim adjustment expenses	-	17,558,332	208,930	34,849	17,802,111
Members' equity (deficit)	877,609	14,016,434	5,730,274	(34,849)	20,589,468
Total liabilities and members' equity	877,609	31,601,395	5,939,204	-	38,418,208
Combining Schedule of Changes in Members' Equity (Deficit)					
Assessments	-	-	-	200	200
Distributions from liquidators	-	27,266	-	5,545	32,811
Investment income (loss)	16,687	(994,609)	118,955	-	(858,967)
Total	16,687	(967,343)	118,955	5,745	(825,956)
Change in claims and claim adjustment expense reserves	-	(2,254,916)	(1,361,539)	(24,652)	(3,641,107)
Claims paid	-	1,365,385	475,000	-	1,840,385
Assessment refunds	-	-	-	-	-
Claim adjustment expenses paid	-	43,133	46,266	-	89,399
Administrative expenses	-	140,020	7,253	151,039	298,312
Allocation of administration costs	3,319	119,513	22,461	(145,293)	-
Total	3,319	(586,865)	(810,559)	(18,906)	(1,413,011)
Members' equity (deficit) change during year	13,368	(380,478)	929,514	24,651	587,055
Members' equity (deficit) beginning of year	864,241	14,396,912	4,800,760	(59,500)	20,002,413
Members' equity (deficit) end of year	877,609	14,016,434	5,730,274	(34,849)	20,589,468

ALASKA INSURANCE GUARANTY ASSOCIATION

Balance Sheets

December 31	2022	2021
Assets		
Cash and cash equivalents	\$701,562	\$6,887,221
Assessments receivable	–	–
Investments	\$37,614,633	\$34,591,154
Interest receivable	\$102,013	\$19,447
Total assets	\$38,418,208	\$41,497,822
Liabilities and Members' Equity (Deficit)		
Accounts payable	\$26,629	\$52,191
Reserve for claims and claim adjustment expenses	\$17,802,111	\$21,443,218
Members' equity (deficit)	\$20,589,468	\$20,002,413
Total liabilities and members' equity	\$38,418,208	\$41,497,822
Statements of Activities		
Assessments	\$200	\$91,990
Distributions from liquidators	\$32,811	\$625,737
Investment income (loss)	(\$858,967)	\$290,097
Total	(\$825,956)	\$1,007,824
Change in claims and claim adjustment expense reserves	(\$3,641,107)	(\$846,552)
Claims paid	\$1,840,385	\$1,260,387
Assessment refunds	–	\$233,932
Claim adjustment expenses paid	\$89,399	\$308,626
Administrative expenses	\$298,312	\$369,914
Total	(\$1,413,011)	\$1,326,307
Net change in members' equity (deficit) during the year	\$587,055	(\$318,483)
Members' equity (deficit) beginning of year	\$20,002,413	\$20,320,896
Members' equity (deficit) end of year	\$20,589,468	\$20,002,413

Statements of Cash Flows

December 31	2022	2021
Cash Flows from Operating Activities		
Net change in members' equity (deficit)	\$587,055	(\$318,483)
Adjustments to reconcile net change in members' equity (deficit) to net cash provided by (used in) operating activities:		
Unrealized (gain) loss on investments	\$1,671,700	\$338,579
Changes in assets and liabilities that provided (used) cash:		
Assessments receivable	–	–
Interest receivable	(\$82,566)	\$43,067
Accounts payable	(\$25,562)	\$26,076
Reserves for claims and claim adjustment expense	(\$3,641,107)	(\$846,552)
Net cash provided by operating activities	(\$1,490,480)	(\$757,313)
Cash Flows from Investing Activities		
Purchases of investments	(\$26,235,179)	(\$15,544,415)
Maturities of investments	\$21,540,000	\$19,181,000
Sales of investments	–	–
Net cash (used in) investing activities	(\$4,695,179)	\$3,636,585
Increase (Decrease) in cash and cash equivalents	(\$6,185,659)	\$2,879,272
Cash and cash equivalents, beginning of year	(\$6,185,659)	\$4,007,949
Cash and cash equivalents, end of year	\$701,562	\$6,887,221

ALASKA LIFE AND HEALTH INSURANCE GUARANTY ASSOCIATION CY 2022

Statement of Revenue Collected and Expenses Paid and Changes in Fund Balances

For the Year ended December 31, 2022

	Administrative Fund	Insolvency Fund	Total
Revenues			
Class A assessments received	\$54,150	–	\$54,150
Class B assessments received	–	–	–
Funds received from liquidators	–	–	–
Interest income	\$6,775	–	\$6,775
Total revenue collected	\$60,925	–	\$60,925
Expenses			
NOLHGA dues and assessments	\$56,325	\$1,606	\$57,931
Executive Director fee	\$96,032	\$2,385	\$98,417
Accounting fees	\$10,705	–	\$10,705
Auditing fees	\$13,500	–	\$13,500
Travel	\$17,436	–	\$17,436
Annual meeting expenses	–	–	–
Zak assessment database	\$4,010	–	\$4,010
General and administrative expenses	\$12,588	–	\$12,588
Total expenses paid	\$210,596	\$3,991	\$214,587
Excess (deficit) of revenue collected over expenses paid	(\$149,671)	(\$3,991)	(\$153,662)
Fund balances, beginning of year (audited balance of \$529,382, adjusted for \$34,993 of amounts related to accrual items to convert to modified cash basis)	\$294,419	\$555,953	\$850,372
Fund balances, end of year	\$141,984	\$554,726	\$696,710

Basis of Presentation

The Association prepares its financial statements on the modified cash basis of accounting (the accrual basis of accounting was utilized in years prior to 2017).

Under this basis, most revenues are recognized when collected rather than when earned, and expenditures are recognized when paid rather than when incurred. Consequently, some items such as investment income receivable and amounts payable for services to the Association are not presented in the financial statements.

RISK RETENTION GROUPS CY 2022** (\$000)

NAIC#	DOM	Group Name	Prem*
12934	VT	Academic Medical Professionals Insurance Risk Retention Group, LLC	0
13677	VT	Affiliates Insurance Reciprocal A Risk Retention Group	9
10023	VT	Alliance Of Nonprofits For Ins RRG	0
11710	AZ	Allied Professionals Insurance Company RRG	47
10232	VT	American Assoc Of Orthodontists RRG	26
12300	TX	American Contractors Insurance Co RRG	38
10903	VT	American Excess Insurance Exchange RRG	0
11590	VT	American Forest Casualty Company RRG	59
11598	AZ	Applied Medico-Legal Solutions Risk Retention Group Inc	(2)
13177	NV	Arcoa Risk Retention Group, Inc	62
13580	KY	Arise Boiler Inspection And Insurance Company RRG	7
15445	VT	Attorneys Liability Assurance Society LTD, A Risk Retention Group	249
44504	HI	California Healthcare Insurance Company Inc, A Risk Retention Group	1,106
12373	DC	Caring Communities, A Reciprocal Risk Retention Group	0
11839	DC	Circle Star Insurance Company, A Risk Retention Group	0
12172	VT	Claim Professionals Liability Insurance Company RRG	19
13613	VT	College Risk Retention Group	37
11798	VT	Continuing Care Risk Retention Group, Inc	0
14906	DC	Copic, A Risk Retention Group	0
15947	NC	County Hall Insurance Company , Inc, A Risk Retention Group	0
14160	DC	Coverys RRG, Inc	0
13720	MT	Crossfit Risk Retention Group Incorporated	16
15928	SC	DAN Risk Retention Group, Inc	42
14163	VT	Emergency Capital Mgmt LLC, A RRG	0
12003	NV	Emergency Medicine Professional Assurance Company Risk Retention Group	0
10842	VT	Franklin Cas Ins Co RRG	7
11145	NV	Golden Insurance Company RRG	2
13973	NV	Government Technology Insurance Company Risk Retention Group, Inc	0
11941	VT	Green Hills Insurance Company, A Risk Retention Group	0
11832	DC	Health Care Industry Liability Reciprocal Ins Co, A Risk Retention Group	29
16957	NC	Healthcare Professional Long Term Care Risk Retention Group, Inc	0
15211	DC	Lone Star Alliance, Inc, A Risk Retention Group	157
17034	SC	Long Iron Ins RRG Inc	0
13589	DC	Medpro RRG Risk Retention Group	205
44237	VT	Mental Health Risk Retention Group, Inc	225
14062	DC	MMIC Risk Retention Group, Inc	0
16700	AL	Motor Transport Mutual Risk Retention Group, Inc	0
26257	HI	Mutual Risk Retention Group Inc	0
36072	HI	National Guardian RRG Inc	0

NAIC#	DOM	Group Name	Prem*
14130	VT	NCMIC Risk Retention Group, Inc	40
17052	AL	Notting Hill Risk Retention Group, LLC	0
44121	IL	OMS National Insurance Company RRG	202
10353	VT	OOIDA Risk Retention Group Inc	0
44105	VT	Ophthalmic Mutual Insurance Company RRG	0
11973	VT	PCH Mutual Insurnce Company Inc A Risk Retention Group	344
15738	VT	Physicians Insurance Risk Retention Group	60
14366	DC	Preferra Insurance Company Risk Retention Group	55
44083	MO	Preferred Physicians Medical RRG Inc	21
15647	DC	Proassurance American Mutual, A Risk Retention Group	0
12209	VT	Restoration Risk Retention Group Inc	0
15744	SC	Romulus Risk Insurance Risk Retention Group, Inc	0
17185	AL	Securent Risk Retention Group, Inc	0
16902	SC	Security Cas RRG Inc	0
10754	AL	Spirit Mountain Insurance Company Risk Retention Group	32
11114	SC	St Charles Insurance Company RRG	0
10476	VT	Stico Mutual Insurance Company RRG	223
17046	AL	Technology Transportation Mut RRG Inc	0
10113	VT	Terra Insurance Company (A Risk Retn Grp)	669
14395	VT	Terrafirma Risk Retention Group LLC	7
14347	DC	The Doctors Company Risk Retention Group, A Reciprocal Exchange	0
11153	SC	Titan Insurance Company, Inc, A Risk Retention Group	0
10020	VT	United Educators Insurance, A Reciprocal Risk Retention Group	762
15956	SC	Velocity Insurance Company, A Risk Retention Group	0
40940	CO	Western Pacific Mutual Ins Co (A RRG)	0

TOTAL PREMIUMS 4,757

CAUTION: Risk Retention Groups are not subject to the Alaska Insurance Guaranty Association Act and federal law partially preempts them from certain Alaska insurance regulatory authority. Therefore, extreme caution should be exercised when considering a Risk Retention Group as an insurer.

*Premiums under \$500 are rounded to zero.

**In compliance with 3AAC 24.010 -.290.

AIR AMBULANCE SERVICE PROVIDERS

DOM	Company Name
DE	Guardian Flight, LLC
AK	LifeMed Alaska, LLC
WA	University Of Washington

PURCHASING GROUPS CY 2022

Company Name	AK ID
123CPL	84275764
Adults & Childrens Risk Purchasing Group, Inc	84275084
Agents Professional Liability Service Organization	84275318
Alaska Independent Insurance Agents & Brokers Inc	84275072
Aliverisk RPG, Inc	84275879
Alliance Of Event Planners & Vendors, Inc	84275776
Alliance Of Nonprofits, Inc	84275775
Allied Healthcare Providers Association RPG	84275692
Allied Professionals' Risk Purchasing Group, Inc	519912996
American Acupuncture Council PG	84274996
American Advantage Purchasing Group	84276023
American Association Of Advertising Agencies Inc	84274997
American Health Care Professions Purchasing Group Association	84275021
American Massage Council Insurance Buying Group Inc	84275034
American Medical Professional Alliance Inc	84275000
American Ports Insurance Program RPG	84275544
American Real Estate PG, Inc	84276075
American Society Of Health System Pharmacists Risk PG	84275020
American Specialty Sports & Entertainment PG	84275437
American Tax Preparers Purchasing Group	84275593
Ana Sna Purchasing Group Association	84275022
Aon Professional Services Risk Purchasing Group	84275534
Arthur J Gallagher Financial Services Professional Risk Purchasing Group, LLC	84275826
Arthur J Gallagher Real Estate RPG, LLC	84275952
Artisan Contractors RPG	84276059
Association Of Public And Private Educators	84275005
Association Resource Group PG	84275531
Associations And Professionals General Liability PG	84275006
Athletic Alliance Risk Purchasing Group	84275008
Attorneys' Advantage Risk Purchasing Group	84275811
Automotive Insurance Purchasing Group	84275847
Avma Professional Liability Insurance Trust Purchasing Group	84275009
Beauty Health & Trade Alliance	84275584
Behavioral Health Purchasing Group	84275535

Company Name	AK ID
Big I Risk Purchasing Group, LLC	84275779
Booking.com Risk Purchasing Group LLC	512338404
Chemical Society Risk Purchasing Group	84276027
Chirofutures Inc RPG	84275709
Clearwater Transportation Insurance Program	84275453
Coalition Of Restaurants And Fine Dining Establishments, Inc	84276077
College And University Scholastic Excess RPG, LLC	84275976
College Risk Purchasing Group, Inc	84275639
Combined Real Estate Purchasing Enterprise, Inc	84275580
Commercial For Hire Transportation PG	84275281
Community Associations PG Inc	84275248
Coop RPG, Inc	84276136
Cultural & Historical Institutions PG, Inc	84275578
Designpro Purchasing Group	84275302
Distinguished Properties Associates Inc	84274874
Distinguished Properties Umbrella Managers Inc	84274877
DT Preferred Group, LLC	84275677
Education Support Purchasing Group	84275669
Educators Liability Insurance Purchasing Group Of Missouri	84276034
Employment Practices Risk Management Association RPG	84275908
ERS Risk Purchasing Group Association Inc	84275295
Esellers RPG, Inc	515214163
Family Entertainment Centers Safety Assoc Inc	84275327
Financial Solutions Risk Purchasing Group	84276100
First Indemnity PG, Inc	84275399
Fitness And Wellness Purchasing Group	84274860
Fraternal And Service Organizations Risk Purchasing Group	84276096
GGP Tenants Purchasing Group	84275959
Great American Cities Purchasing Group Inc	84275174
Habitat For Humanity Purchasing Group Inc	84275061
Harp, Inc	84275838
Health Care Professions Purchasing Group Association	84275019
Healthcare Professionals Purchasing Group, LLC	84276073
Healthcare Providers Service Organization	84275032

Company Name	AK ID
Horsemen Of North America Safety Control Purchasing Group	84275035
Hospitality & Entertainment Trade Alliance RPG	509474276
Hudson Healthcare Purchasing Group	84275869
Hudson Railroad Protective Liability Group	84275508
Hudson Transportation Purchasing Group	84275735
Human And Social Services Risk Purchasing Group, LLC	510196119
Identity Crime Prevention, Inc	84275905
I-Elite Risk Purchasing Group LLC	84276038
IG Inc	84275036
Insurance Plus Risk Purchasing Group, LLC	84275767
Integrated Risk Facilities, Inc	84275397
International Entertainment & Sports RPG	84276087
IPHFHA Risk Purchasing Group	84275743
IRF Construction Group Inc	84274951
IRF Hospitality Group Inc	84274950
IRF Manufacturing Group Inc	84274948
IRF Real Estate Operations Group Inc	84274949
IRF Restaurant Group Inc	84274947
IRF Retail Group Inc	84274946
IRF Service Group Inc	84274945
IRF Wholesale Group Inc	84274941
Lawyers Protector Plan Purchasing Group	84275438
Little League Baseball Risk Purchasing Group Inc	84275023
Marsh Financial Services Risk Purchasing Group	521378502
Medical Professionals Program PG	84275326
Medpro Provider Solutions, Inc	84275874
Mercer Financial Services Professional RPG	84275532
Metropolitan Commercial Real Estate Assoc, Inc	84275607
Motors Insurance Purchasing Group Inc	84275042
National Association Of Broadcasters Risk PG	84275050
National Association Of Independent Healthcare Professionals	84275052
National Association Of Insurance And Financial Advisors	84275049
National Association Of Salaried Professionals PG Inc	84275046
National Automobile Dealers PG, Inc	84275579
National Automotive Coalition, Inc	84275720

PURCHASING GROUPS CY 2022

Company Name	AK ID	Company Name	AK ID	Company Name	AK ID
National Automotive RPG, LLC	511279899	Paramount Real Estate Group, Inc	84275442	Showstoppers Purchasing Group	84275467
National Chiropractic Council	84274942	Paramount Retail Group, Inc	84275898	SIG Sports, Leisure And Entertainment Risk Purchasing Group LLC	84275941
National Event Providers Association	84275618	Paramount Service Group, Inc	84275897	Solidarity Purchasing Group	84275503
National Home Inspectors Risk Purchasing Group	84276104	Park Hill Risk Purchasing Group, Inc	84276150	Southwest Real Estate Purchasing Group Inc	84275201
National Hospitality Risk Purchasing Group	84276098	Preferred Delivery RRG, Inc	84275799	Special Event Liability Group Insurance Trust	84275188
National Newspaper Association	84275076	Preferred Motor Sports Risk Purchasing Group	84275822	Special Markets Purchasing Group, Inc	84276033
National Photographers Risk Purchasing Group	84276095	Preferred Professional Purchasing Group	84275068	Specified Clubs Of The American Relay League PG	84276002
National Professional Purchasing Group Association Inc	84275102	Preferred Property Program, Inc	84275474	Spg Crane & Boom Truck Risk Purchasing Group, Inc	518953730
National Programs Purchasing Group	84275065	Premier Hospitality Insurance Group, Inc	84275840	Sports & Fitness Ins P G Association	84275322
National Real Estate Purchasing Group, Inc	84275965	Primary Real Estate Insurance Management Enterprise, Inc	84275845	Sports And Recreation Providers Association	84275260
National Restaurant Owners PG Inc	84275417	Professional Agents Risk Purchasing Group, Inc	84276081	Sports Club Families Of America RPG, LLC	510927871
National Retail Safety Association Inc	84275901	Professional Auditors, Consultants & Engineers RPG	84275982	Spot Excess Purchasing Group, Inc	84276146
National Small Business PG, Inc	84276045	Professional Counselors Purchasing Group Inc	84275106	Starr Wright Risk Purchasing Group, LLC	84275963
National Society Of Dental Practitioners Inc	84275276	Professional Industry Purchasing Group	84275891	Strategic Hub International Excess Liability Defender Inc	84276091
Nationwide Agents Risk Purchasing Group, Inc	511723681	Professional Services Purchasing Group	84276159	T V And Radio Purchasing Group Inc	84275075
NCMIC Diversified Health RRG Association	84274880	Promotion, Event And Prize Purchasing Group	84275780	The Shield Sports, Special Events And Entertainment Risk Purchasing Group	519912997
New York Life Agents Purchasing Group	84275374	PSIC RPG Association	84274879	TMS-CBS RPG, LLC	84275745
Next Wave Purchasing Group One, LLC	517032307	Psychologists Purchasing Group Association	84275124	Transportation Owner Operators RPG	84276066
Nonprofit Community Organization Risk Purchasing Group	513585014	Real Estate Agents And Brokers Risk Purchasing Group	509478350	Travel Agents Risk Purchasing Group, Inc	84276162
Nonprofit Insurance Risk Purchasing Group, LLC	84276125	Real Estate Services Purchasing Association, The	84275678	Trust For Insuring Educators Purchasing Group Trust PG	84275131
Non-Profit Service Organization	84274898	Renters Legal Liability Risk Purchasing Group, Inc	84275839	Ullico Organized Labor Protection Group LLC	84275787
Norman-Spencer Real Estate Risk Purchasing Group, Inc	84275786	Ryan Hospitality RPG	84276161	Venture Hospitality, Inc	84275538
North American Data Security RPG	84275958	Safety Merchants & Retail Tenants Umbrella, Inc	84275929	Volunteers Insurance Service Association Inc	84274873
Northpoint Data Security RRG, LLC	515918086	Scholastic First Risk Purchasing Group, LLC	84275991	WBC Risk Purchasing Group, Inc	84275762
Orion Health IP2 RPG LLC	509732685	School Support Purchasing Group	84275483	WCPP Purchasing Group, Inc	84275511
Orion Health RPG LLC	510227279	Security America RRG LLC	84275955	Wellness And Beauty Association RPG	84275700
Outdoor & Recreational Insurance Program	84275187	Select Hospitality Insurance Group, Inc	84275841	Wellness Insurance Network Risk Purchasing Group, LLC	517453214
Outdoor Solutions Risk Purchasing Group	84276094	SF Risk Management Group, LLC	84275506	Wellnesspro Purchasing Group	84275803
Paramount Construction Group, Inc	84275900	Shahinian RPG, Inc	84275708	Wells Fargo Advisors Financial Network PG	84275440
Paramount Manufacturing Group, Inc	84275899	Shel Risk Purchasing Group Association	84276056	Worldwide Outfitters & Guides Association Inc	84275273

The Alaska Division of Insurance provides information for consumers on a variety of insurance topics at: Insurance.Alaska.Gov

You can also find the following publications on our website or contact us for a copy.

Natural Disasters
[Post-Disaster Claims Guide](#)

Health
[Medicare Supplement Insurance \(MEDIGAP\) Rate Guide](#)

Auto
[Automobile Insurance Guide](#)

Home
[Homeowners Insurance Guide](#)

Credits
[Insurance Credit Scoring in Alaska](#)
[Insurance Score Models](#)
[Understanding How Insurers Use Credit Information](#)
[What Alaskans Need to Know About Credit Use](#)

ADA Statement

The State of Alaska, Department of Commerce, Community, and Economic Development, Division of Insurance, complies with Title II of the Americans with Disabilities Act of 1990. Upon request, this report will be made available in large print or other accessible formats. Please direct requests for alternative formats to 907-465-2596 or, for TTY/TDD, call 711 or (800) 770-8973. E-mail requests can be sent to insurance@alaska.gov.

