

2020 Annual Report · Alaska Division of Insurance

# FROM THE DIRECTOR

**The Honorable Mike Dunleavy, Governor of the State of Alaska  
Julie Anderson, Commissioner of the Department of Commerce, Community, and Economic Development  
Members of the Alaska State Legislature**

In accordance with Alaska Statute 21.06.110, it gives me great pride to present the 82nd annual report of the Alaska Division of Insurance. This report covers activity from calendar year 2019 and fiscal year 2020, which ended on June 30, 2020.

The mission of the Division of Insurance is to regulate the insurance industry to protect Alaskan consumers. We take our charge seriously and strive to provide a state-based regulatory framework that is both protective of our consumers and responsive to national and international trends. The division's experienced and knowledgeable staff enforces the consumer protections provided under Title 21. The staff is also committed to nurturing a strong and competitive market to provide a full spectrum of insurance products in individual and commercial markets.

This year has been unprecedented, with the onset of the COVID-19 pandemic. The division responded swiftly, by issuing multiple orders to protect consumers and streamline access to health care. The division promulgated emergency regulations to add coverage for treatment of COVID-19 to the Alaska Reinsurance Program. The division received accolades from the Center for Economic Justice for its consumer protection measures.

With the transition to telework, the division quickly implemented programs that made it easier for consumers, especially in rural and far-flung parts of the state. We began accepting credit cards for licensing renewals, and adopted a new back office database system (SBS SOLAR) that aggregated several previously separate systems for the entire division. The new system improves our efficiency by providing staff with one location to process licensing and continuing education applications. For the first time, we transitioned to online testing for licensees and brokers using OnVue, a remote proctoring system. Removing the requirement to travel to Anchorage for a classroom-based setting has been well-received by industry. Licensees from Homer to Petersburg have reported that they are happy to take the test from their home computer and eliminate the expenses of traveling to Anchorage.

The Alaska Reinsurance program has been reducing premiums and stabilizing the individual health care market since its inception in 2017. This year alone, The Alaska Reinsurance Program received \$76,699,460 in federal funding

through a 1332 innovation waiver. The existing waiver expires in 2022. In 2021 the division will need to reapply for a new waiver. Applications are rigorous and time consuming; however the last waiver brought \$322 million in federal funds over a five year period, and the benefits far outweigh the deficits.

Alaska's high health care insurance costs continue to be a challenge for the division. This challenge is amplified in the small group market, and small businesses are experiencing negative effects because of the high costs. The COVID-19 pandemic has created additional challenges, as providers across the state struggled due to patients delaying non-emergency visits. The state experienced a surge in telemedicine utilization. The division is actively involved in Operation Warp Speed, a federal program to facilitate the distribution of the COVID-19 vaccines throughout Alaska. As the Director of Insurance, I lead the payers group for this program.

The Division of Insurance is proud of the positive impact we have had on stabilizing the individual healthcare market in the state, of our consumer protection efforts, and our work to strengthen the competitive insurance market. Though we continue to face many challenges due to our small population and relative geographic isolation, we are committed to fostering economic growth and improving access to affordable healthcare through a robust insurance market in the state.

We thank the department, the administration, and the Legislature for their continued support. We pledge to continue our efforts to make the Alaska insurance market function effectively and to never forget those we serve or our reason for existing; to protect the consumers of Alaska.

Respectfully submitted,



Lori Wing-Heier  
Director

# Alaska Division of Insurance Organization Chart

**Financial Reports and Audits** enforces statutes and regulations on tax and surplus lines; collects premium tax revenue for the state; conducts premium tax audits of surplus lines broker licensees; and proposes necessary changes to statutes and regulations for a healthy marketplace and protection of the public.

**Consumer Services** investigates consumer inquiries and complaints against insurance companies and producers to help ensure fair treatment to policyholders.

**Investigations** investigates fraudulent insurance activity and operation without a license or certificate of authority; liaises with federal, state, and municipal law enforcement agencies.

**Licensing** administers the licensing and continuing education requirements for all persons seeking insurance licensure in Alaska.

**Administration** establishes division policies and procedures; directs and supports activities of the division.

**Governor**

**Commissioner**

**Deputy Commissioner**

**Director**

**Deputy Director**

**Actuarial/Filings** provides information and analysis on all types of insurance to other sections; ensures that policy language accurately reflects benefits; ensures that rates are not excessive, inadequate, or unfairly discriminatory; and ensures that forms are not deceptive or misleading.

**Market Regulation** monitors all regulated entities in the Alaska insurance market for compliance with Alaska laws and regulations, using targeted examinations or market analysis.

**Actuaries** assist in monitoring insurers' solvency and compliance with Alaska laws; conduct insurer examinations; and collect and analyze data to develop more effective insurance regulation.

**Financial Examinations** enforces financial solvency-related statutes and regulations; conducts company and agency financial analyses and examinations; issues certificates of authority to domestic insurers and companies admitted to do business in Alaska; reviews purchasing group applications; reviews certificate of authority amendments; and recommends appropriate regulatory actions against violators of Alaska insurance laws and regulations.



# ANNUAL REPORT 2019

## REVENUE

Revenue, Appropriations, Expenditures 5  
Total Premiums Written 5  
Premium Tax Rates 6  
Tax Credit 6

## ADMINISTRATIVE

Legislation 8  
Regulatory Orders 8  
Regulatory Adoption Orders 8  
Disciplinary Orders 8  
Bulletins 9

## CONSUMER COMPLAINTS AND INVESTIGATIONS

Complaints by Line of Coverage 11  
Reason for Complaints 11  
Complaint Cases by Year 11  
Complaint Outcomes 12  
Companies with Five or More Complaints 12  
Investigations 12  
Consumer Satisfaction Survey 13

## ACTUARIAL

Rates and Forms 15  
Advisory Organizations 15  
Rating and Joint Underwriting Organizations 16  
Alaska Automobile Plan 17  
Workers Compensation Assigned Risk Plan 18

## PRODUCER LICENSING

Licensing Statistics by Class 20  
Resident Licensing Examinations 21

## COMPANY CERTIFICATE OF AUTHORITY

Financial Examinations 21  
Admitted by Type 22  
New Admitted Insurers 22  
Domestic Insurers 22  
Mergers and Surrenders 23  
Suspension and Revocation Orders 23  
Redomestications 23  
Authority Amendments 23  
Name Changes 24

## LIFE INSURERS

Recap 26  
Admitted Companies 27-31  
Life Market Share 32  
Annuity Market Share 33  
Total Business 34-42

## HEALTH INSURERS

Recap 44  
Claims Survey 44  
Individual 45  
Group 46  
Admitted Companies 47  
Market Share 48-49  
Total Business 50-54

## PROPERTY/CASUALTY INSURERS

Recap 56  
Admitted Companies 57-64  
Market Share 65-74  
Total Business 75-82

## TITLE COMPANIES 82

## SURPLUS LINES, UNAUTHORIZED, NONADMITTED

Surplus Lines Premiums 84  
Premium Tax Audits 84  
Unauthorized and Independently Procured Premiums and Taxes 85  
Non-Admitted Premiums and Taxes 86

## GUARANTY ASSOCIATIONS

Alaska Insurance Guaranty Association 87-88  
Alaska Life and Health Insurance Guaranty Association 89

## RISK RETENTION GROUPS 90

## AIR AMBULANCE SERVICE PROVIDERS 90

## PURCHASING GROUPS 91-92

## CONSUMER INFORMATION 93

## CONTACT THE DIVISION OF INSURANCE 93

## REVENUE, APPROPRIATION, AND EXPENDITURE

FISCAL YEAR	2016	2017	2018	2019	2020
Fees	12,287,577	10,551,931	10,596,987	13,268,472	13,053,354
Taxes & Penalties*	61,842,174	60,337,563	60,319,817	77,779,508	63,929,361
Total Revenue	75,711,859**	70,889,494	70,916,804	91,047,980***	76,982,715
Appropriation	7,101,800	7,095,000	7,148,000	7,239,600	7,307,800
Expenditure	4,122,354	6,672,070	6,623,880	6,891,083	6,867,825

\*Includes Workers Compensation tax transferred to Dept. of Labor.

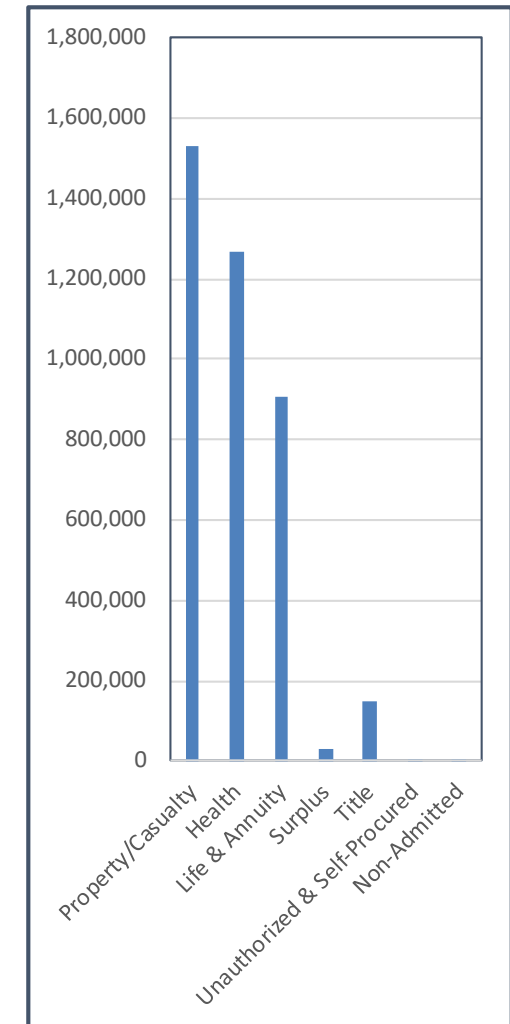
\*\*Collected as of 1/7/15 from the Alaska State Accounting System (AKSAS). Includes \$1.0 million of carry-forward revenues from prior fiscal year.

\*\*\*Includes a onetime settlement of \$16,550,000.

## TOTAL PREMIUMS WRITTEN (\$000)

CALENDAR YEAR	2015	2016	2017	2018	2019
Property/Casualty includes Risk Retention Groups and Automobile Service Corporations	1,555,269	1,460,966	1,460,917	1,492,544	1,529,322
Health includes Hospital and Medical Service Corporations, Fraternal, Life, and Property & Casualty	1,136,051	1,189,741	1,219,400	1,263,607	1,268,918
Life & Annuity includes Fraternal	921,393	796,433	831,518	849,575	905,176
Title	32,493	31,245	31,270	28,280	30,549
Surplus includes Wet Marine	126,207	122,569	122,189	137,708	148,837
Unauthorized & Self-Procured Direct Placement	1,289	2,311	1,325	1,409	1,867
Non-Admitted	754	742	783	681	782
Total	3,773,456	3,604,007	3,667,402	3,773,804	3,885,450

## 2019 PREMIUMS BY LINE



## PREMIUM TAX RATES

ADMITTED	%
Domestic and Foreign Life, Health, Property/Casualty, and Risk Retention Groups except Wet Marine and Transportation (Total direct premiums less dividends/returns)	2.70
Individual Life (Premium up to \$100,000) (Premium in excess of \$100,000)	2.70 0.08
Hospital and Medical Service Corporations (Gross premiums less claims paid)	6.00
Wet Marine and Transportation (Gross underwriting profit)	0.75
Automobile Service Corporations (Total direct premiums less dividends/returns)	2.70
Title (Gross premium)	1.00
Multiple Employer Welfare Arrangements (Total contributions less excess of loss and pass through premiums)	2.70

### SURPLUS LINES

Property/Casualty except Wet Marine and Transportation (Gross premiums less returned premiums)	2.70
Wet Marine and Transportation (Gross premiums)	0.75
Filing Fee for all Surplus Lines Transactions (Gross premiums less returned premiums)	1.00

### UNAUTHORIZED AND INDEPENDENTLY PROCURED

Wet Marine and Transportation (Gross premiums)	0.75
All Other Lines (Gross premiums)	3.70

## TAX CREDITS CLAIMED 2019

	CONTRIBUTION	CREDIT CLAIMED
Education AS 21.96.070	\$10,000	\$5,000
Film AS 21.09.210	N/A	\$209,436

### LATE PAYMENT FEE

Late fees are assessed at \$50 per month + 5% of the tax due per month or part of a month, up to a maximum of \$250 + 25% of the tax due and interest of 1% per month or part of a month.

If payment is not received by the Automated Clearing House payment method through OPTins, a penalty of 25% of the tax due is assessed, with a minimum of \$100 and maximum of \$2,000.

### TAX CREDITS

Available for education and film contributions.

# ADMINISTRATIVE

Legislation **8**

Regulatory Orders **8**

Regulatory Adoption Orders **8**

Disciplinary Orders **8**

Bulletins **9**

## LEGISLATION PASSED IN 2019

<a href="#">HB 29</a>	Relating to insurance coverage for benefits provided through telehealth; and providing for an effective date.
<a href="#">SB 195</a>	Relating to election of a domestic insurer's board of directors.

## REGULATORY ORDERS FY 2020

<a href="#">R 19-03</a>	Order Exempting Air Ambulance Membership Agreements From the Filing Requirements of AS 21.42.120
<a href="#">R 19-04</a>	Approval with Modification of the 2020 Workers' Compensation Loss Cost Filing and Assigned Risk Rate Filing
<a href="#">R 20-01</a>	Surplus Lines Placement List
<a href="#">R 20-02</a>	Waiver of External Healthcare Review Deadlines
<a href="#">R 20-03</a>	Order Providing Premium Relief for Property and Casualty Insurers
<a href="#">R 20-04</a>	Order Protecting Consumers During COVID-19 Public Health Disaster Emergency
<a href="#">R 20-05</a>	Order to Health Insurers During COVID-19 Disaster Emergency
<a href="#">R 20-06</a>	Order to Insurers offering Health Care Plans to Remove Restrictions on Access to Health Care Services
<a href="#">R 20-07</a>	Order Amending Regulatory Order R20-04
<a href="#">R 20-08</a>	Order Amending Regulatory Order R20-06

## REGULATORY ADOPTION ORDERS FY 2020

<a href="#">RA 19-02</a>	Adopting Changes to Regulations of the Division of Insurance
<a href="#">RA 20-01</a>	Adopting Changes to Regulations of the Division of Insurance Dealing with Covered Conditions under Alaska's Comprehensive Health Insurance Association Reinsurance Program

## DISCIPLINARY ORDERS FY 2020

<a href="#">D 19-03</a>	The Insurance Center, an Alaskan Corporation (Stipulated Agreement and Order)
<a href="#">D 19-04</a>	Marsh USA Inc. (Stipulated Agreement and Order)
<a href="#">D 19-05</a>	Marsh and McLennan Agency LLC (Stipulated Agreement and Order)
<a href="#">D 19-06</a>	Alaska Premier Underwriters Inc. (Stipulated Agreement and Order)
<a href="#">D 19-07</a>	Alaska Rent A Car Inc. (Stipulated Agreement and Order)
<a href="#">D 19-08</a>	Margaret Grigsby Beach (Stipulated Agreement and Order)
<a href="#">D 19-09</a>	Sedera Health (Cease and Desist Order)
<a href="#">D 19-10</a>	Whitfield Benefit Solutions (Stipulated Agreement and Order)
<a href="#">D 19-11</a>	ABA Enterprises Inc. (Stipulated Agreement and Order)
<a href="#">D 19-12</a>	(James Edward Lubitz (Stipulated Agreement and Order)
<a href="#">D 20-01</a>	Penser North America Inc. (Stipulated Agreement and Order)
<a href="#">D 20-03</a>	AmWINS Insurance Brokerage of CA LLC (Stipulated Agreement and Order)
<a href="#">D 20-04</a>	Brown and Riding Insurance Services Inc. (Stipulated Agreement and Order)



## BULLETINS FY 2020

<a href="#">B 19-09</a>	Eligible Surplus Lines Insurers in the state of Alaska (supersedes bulletin B19-01)
<a href="#">B 19-10</a>	Rate, Rule, and Form Filing Procedures and Effective Dates (Supersedes Bulletins B05-09 and B95-03 as they relate to property, casualty, and title insurance.)
<a href="#">B 19-11</a>	NIPR Mobile App – All of your insurance licensing information at your fingertips
<a href="#">B 19-12</a>	Fair Treatment of Consumers Following Wildfire Evacuation
<a href="#">B 19-13</a>	Liability for Assisting in the Transaction of Unauthorized Insurance
<a href="#">B 19-14</a>	Fair Treatment of Consumers Following Wildfire Evacuation
<a href="#">B 19-15</a>	Changes To Exempt Commercial Purchaser Minimum Qualifying Amounts
<a href="#">B 19-16</a>	Extension of 2020 Affordable Care Act Open Enrollment
<a href="#">B 20-01</a>	Eligible Surplus Lines Insurers in the state of Alaska (supersedes bulletin B19-09)
<a href="#">B 20-02</a>	Non-Grandfathered Plan Extended Transition
<a href="#">B 20-03</a>	Preparations for Covid-19 (Coronavirus) Including Consumer Prescription Drug Supplies
<a href="#">B 20-04</a>	Requirements for Cost Sharing and Coverage Related to Respiratory Illnesses Including COVID-19 (Coronavirus)
<a href="#">B 20-05</a>	2020 Health Insurance Survey

<a href="#">B 20-06</a>	Extended Review Period for Rate, Form, and Advertisement Filing
<a href="#">B 20-07</a>	Changes to Coverage for Telehealth
<a href="#">B 20-08</a>	Fair Treatment of Consumers During State of Emergency Due to COVID-19 (Novel Coronavirus)
<a href="#">B 20-09</a>	Requirements for Cost Sharing and Coverage Related to Respiratory Illnesses Including COVID-19 (Coronavirus)
<a href="#">B 20-10</a>	Premium Relief due to COVID-19 (Novel Coronavirus)
<a href="#">B 20-11</a>	Requirements for Group Health Plans, Claims, and Telehealth Related to the COVID-19 (Coronavirus) Public Health Disaster Emergency
<a href="#">B 20-12</a>	Temporary Suspension of Certain Utilization Review and Notification Requirements

# CONSUMER COMPLAINTS AND INVESTIGATIONS

Complaints by Line of Coverage **11**

Reason for Complaints **11**

Complaint Cases by Year **11**

Complaint Outcomes **12**

Companies with Five or More Complaints **12**

Investigations **12**

Consumer Satisfaction Survey **13**

# CONSUMER COMPLAINTS 2019

Complaints by Line*	
<b>Auto</b>	<b>61</b>
Commercial	1
Motorcycle	1
Private Passenger	58
Group Private Passenger	0
<b>Homeowners</b>	<b>23</b>
Homeowners	15
Condo/Townhouse	4
Renters/Tenant	4
<b>Accident/Health</b>	<b>22</b>
Credit	0
Group	10
Individual	12
<b>Life &amp; Annuity</b>	<b>5</b>
Credit Life	0
Group Annuity	2
Group Life	0
Individual Life	3
<b>Miscellaneous</b>	<b>8</b>
Workers' Compensation	6
Watercraft	0
Ocean Marine	0
State Specific	1
Title	1
<b>Fire Allied &amp; CMP</b>	<b>4</b>
Commercial Multi-Peril	4
Builders Risk	0
<b>Total Complaints by Line</b>	<b>125</b>

\*Total complaints reportable to NAIC.

Reason for Complaint*	
<b>Underwriting</b>	<b>17</b>
Audit Dispute	1
Cancellation	4
Clue Reports	2
Delays	1
Nonrenewal	7
Notice Requirements	2
Premium & Rating	7
Surcharge	1
Unfair Discrimination	1
<b>Policyholder Services</b>	<b>17</b>
Abusive Service	1
Cancellation	3
Coverage question	3
Delays/No Response	2
Denial of Claim	1
Inadequate Provider Network	2
Notice Requirements	2
Other Violation of Insurance Law/Regulation	1
Out-of-Network Benefits	2
Payment Not Credited	1
Policy Delivery	2
Premium & Rating	1
Premium Notice/Billing	2
Premiums Misquoted	1
Premium Refund	1
Surrender Problems	2
Unfair Discrimination	1
Unsatisfactory Settlement/offer	1

Reason for Complaint*	
<b>Marketing/Sales</b>	<b>2</b>
High Pressure Tactics	1
Misrepresentation	1
Other Violation of Insurance Law	1
Premiums Misquoted	1
Replacement	1
<b>Claims Handling</b>	<b>89</b>
Adjuster Handling	6
Cancellation	2
Claim Recoding/Bundling	1
Comparative Negligence	5
Coverage Question	2
Delays	24
Delays/No Response	2
Denial of Claim	22
Fraud/Forgery	1
Maximum Out of Pocket	1
Medical Necessity	3
Out-of-Network Benefits	4
Pharmacy Benefits	2
Policy Delivery	1
Prompt Pay	3
Pre Existing Condition	1
Unsatisfactory Settlement/offer	35
Usual, Customary, Reasonable Charges	1
<b>Total Reasons for Complaints</b>	<b>125</b>

\*Multiple reasons may be assigned to a single complaint.

## Complaint Cases by Year

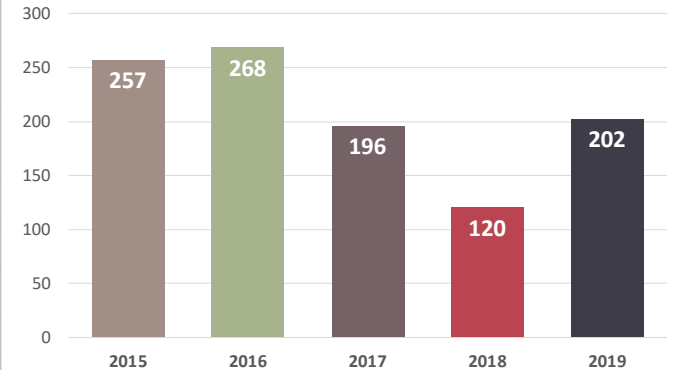
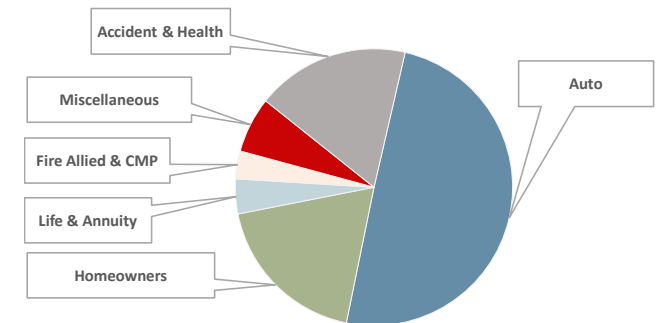
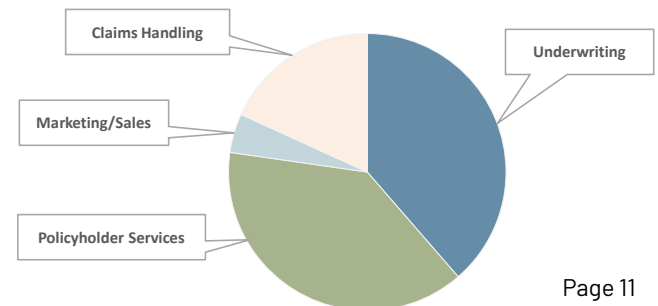


Chart reflects total complaints received in 2019. 125 complaints were reportable to NAIC for 2019.

## Complaints by Line



## Complaint Reasons



## CONSUMER COMPLAINTS 2019

### Companies with Five or More Complaints

	Alaska Direct Premiums (\$000)				% of AK Market	Expected # Based on % of Market**	Actual # of Complaints	Actual as % of Total
	Life	Health	P&C	Total				
Allstate Ins Group	\$2,597	\$1,165	\$103,474	\$107,236	2.7%	3	10	8.0%
Berkshire Hathaway Group	\$3	0	\$125,561	\$125,564	3.1%	4	9	7.2%
Country Ins Group	\$2,312	\$113	\$36,071	\$38,496	1.0%	1	5	4.0%
Premera Blue Cross Group	\$1	\$921,027	0	\$921,028	22.9%	29	9	7.2%
Progressive Group	0	0	\$63,907	\$63,907	1.6%	2	8	6.4%
State Farm	\$15,813	0	\$242,079	\$257,892	6.4%	8	20	16.0%
United Serv Automobile Assn Grp	\$5,096	\$954	\$134,772	\$140,822	3.5%	4	17	13.6%
United Healthcare Group	0	0	\$135,617	\$135,617	3.4%	4	6	4.8%
Total Companies 5+ Complaints	0	0	0	\$1,790,563	44.6%	56	84	67.2%
Total All Other Companies	0	0	0	\$2,222,920	55.4%	69	41	32.8%
Total - All Licensed Companies	0	0	0	\$4,013,483	100.0%	100.0%	125	100.0%

Compiled using NAIC Standard Complaint Data Guidelines.

\*\*The anticipated number of complaints based on the company's total premium written in Alaska.

\*\*\*Those that had four or fewer complaints.

**Consumer services assisted in the recovery of \$1,205,993 for consumers with complaints.**

**In FY 2020, the Investigations Unit referred eleven cases for prosecution, successfully prosecuted six cases in Alaska State Court and recovered \$801,610 for the public and state.**

### Outcome

Company Position Substantiated	55
Company Position Overturned	6
Compromised Settlement/Resolution	41
Contract Provision/Legal Issue	15
Referred to Proper Agency	3
State Specific	1
Total Dispositions / Outcomes	128

Note: More than one may be selected

## INVESTIGATIONS FY 2020

Type of Case	Cases Opened	Cases Closed	Convictions	Warning Letters	Licensing Actions
Agent Fraud	3	4	0	0	2
Bail Bonds	7	4	0	4	0
Case Assessment	3	3	0	0	0
Claimant Fraud	34	37	5	16	0
Ins. Doc. Fraud	5	3	0	0	0
License Applicant	0	0	0	0	0
Med. Care Prov. Fraud	6	1	1	0	0
Op. W/O License	1	0	0	0	0
Other Agency Assist	2	3	0	0	0
Total Cases	61	55	6	20	2

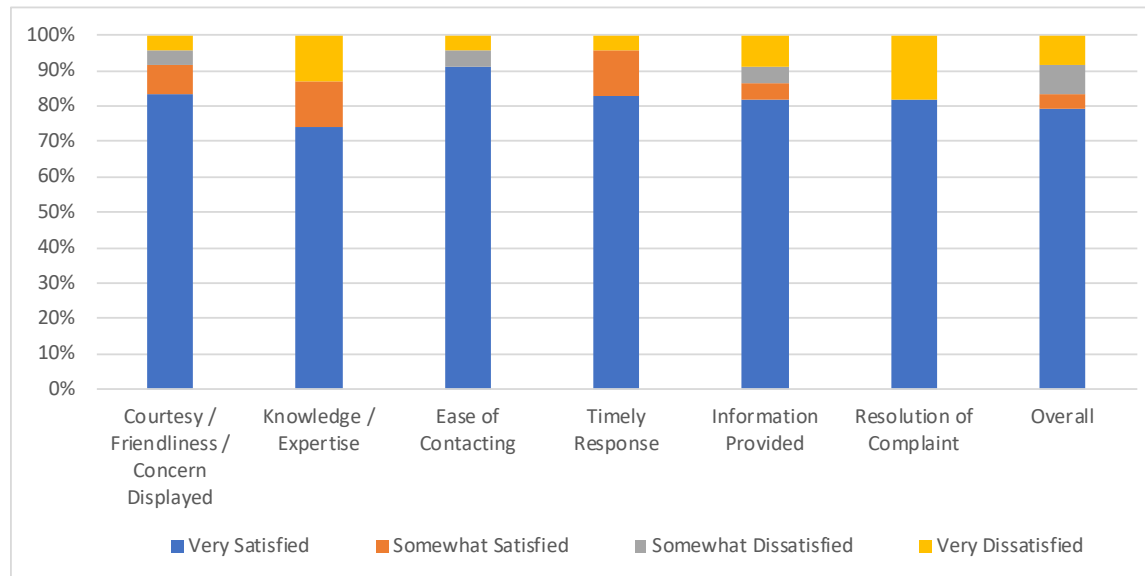
Note: 10 cases closed from prior years

## CONSUMER SATISFACTION SURVEY 2019

The survey was sent to consumers after they contacted the division and filed a complaint about an insurance company.

### How satisfied are you with the service provided by the Division of Insurance?

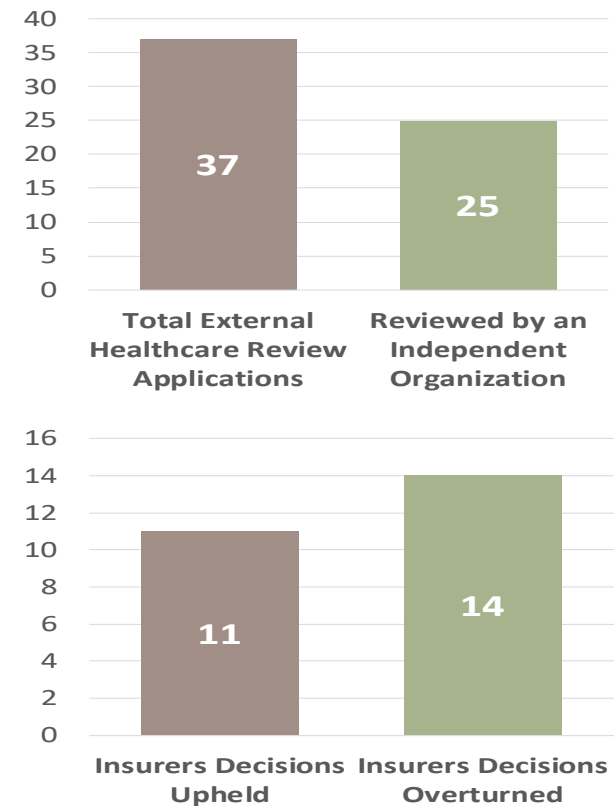
	Very Satisfied	Somewhat Satisfied	Somewhat Dissatisfied	Very Dissatisfied	Responses
Courtesy / Friendliness / Concern Displayed	20	2	1	1	24
Knowledge / Expertise	17	3	0	3	23
Ease of Contacting	20	0	1	1	22
Timely Response	19	3	0	1	23
Information Provided	18	1	1	2	22
Resolution of Complaint	18	0	0	4	22
Overall	19	1	2	2	24



### What is your complaint about?

		Responses
Home / Auto	33%	10
Life / Health	33%	5
Other	27%	6
Total		21

### External Healthcare Review Determinations



**Claims payments recovered through the External Review Process: \$277, 292.41**

# ACTUARIAL

Rates and Forms **15**

Advisory Organizations **15**

Rating Organizations **16**

Joint Underwriting Organizations **16**

Alaska Automobile Plan **17**

Workers Compensation Assigned Risk Plan **18**

## RATES & FORMS 2019

### Filings Received

Approved	1,244
Authorized	1,143
Disapproved	46
Withdrawn	383
Other	739
Total	3,555

Many of the filings in this category have been questioned and are pending responses from insurers to correct deficiencies.

## ADVISORY ORGANIZATIONS

Advisory organizations, licensed by the division under AS 21.39.100, are organizations of insurers that assist insurers and rating organizations in rate making by collecting and furnishing loss and loss expense statistics or by submitting recommended rates or loss costs to the division. Advisory organizations include entities referred to elsewhere as statistical agents. Advisory organizations do not make filings on behalf of insurers.

## RATING ORGANIZATIONS

Rating organizations, licensed by the division under AS 21.39.060, make filings on behalf of insurers. Rating organizations may file policy forms, manual rules, loss costs, or final rates on behalf of member and subscriber insurers and must allow all insurers that desire to become members to do so. All rating organizations and insurers may cooperate in rate making to the extent permitted under AS 21.39.

## JOINT UNDERWRITING ORGANIZATIONS

Joint underwriting organizations are groups of insurers formed to insure a specific risk (e.g. aviation, pollution, or large marine) that would otherwise be too large for one insurer to insure. Each individual insurer assumes a portion of the risk. Joint underwriting organizations are not licensed by the division but are subject to regulation under AS 21.39.110.

## ADVISORY ORGANIZATIONS

Organization	Contact	Address	Phone, Fax	Agent for Service	Address	Last Exam on File
Hwy Loss Data Institute	Michele Fields, General Counsel	1005 North Glebe Rd Arlington, VA 22201-4571	T (703) 247-1600 F (703) 247-1595	Christina Lockett	9360 Glacier Hwy, Ste 202 Juneau, AK 99801	N/A
Independent Statistical Service (Subsidiary of Property Casualty Insurers Association of America)	Susan Miller, Senior Vice President & General Manager	8700 W. Bryn Mawr Ste 1200S Chicago, IL 60631-3512	T (847) 553-3626 F (847) 297-5064	Corporation Service Company	9360 Glacier Hwy, Ste 202 Juneau, AK 99801	12/31/2017 Multi-state led by IL
ISO Data, Inc.	Mary Van Sise, Asst Vice President Govt Relations	545 Washington Blvd Jersey City, NJ 07310-1686	T (201) 469-2652	United States Corp. Co.	9360 Glacier Hwy, Ste 202 Juneau, AK 99801	12/31/2016 Multi-state led by NJ
National Independent Statistical Service	David H. Conrad, President	PO Box 68950 Indianapolis, IN 46268-0950	T (317) 876-6200 F (317) 876-6210	Delores Owen	9360 Glacier Hwy, Ste 202 Juneau, AK 99801	12/31/2011 Multi-state by IN
Oden A West Business	Sylvia Chipp Insall Retired	7645 East 63rd St, Ste 200 Tulsa, OK 74133-1208	T (918) 556-5305 F (918) 610-9985	Corporation Service Company	9360 Glacier Hwy, Ste 202 Juneau, AK 99801	N/A

## RATING ORGANIZATIONS

Organization	Contact	Address	Phone, Fax	Agent for Service	Address	Last Exam on File	License Expires
AIPSO	David L. Kohlhammer, President	302 Central Ave Johnston, Rhode Island 02919	T (401) 946-2310 F (401) 528-1350	Corporation Service Company	9360 Glacier Hwy, Ste 202 Juneau, AK 99801	06/30/2014 Multi-state led by RI	12/31/2020
American Association of Insurance Services	Kevin Ross, Senior Director of Government Affairs	701 Warrenville Rd. Ste 100 Lisle, IL 60532	T (630) 681-8347 F (630) 681-8356	Tessa Wilson Umialik Insurance Company	1901 S. Bragaw, Ste 100 Anchorage, AK 99508	12/31/2015 Multi-state led by IL	11/30/2020
Arity, LLC	Tara Kozlowski, Director	222 W Merchandise Mart Plaza, Ste 875 Chicago, IL 60654	T (313) 383-5000	CT Corporation System	9360 Glacier Hwy, Ste 202 Juneau, AK 99801	N/A	08/23/2020
Cambridge Mobile Telematics, Inc.	Lexi Janssen, Senior Compliance Specialist	101 Main Street 14th Floor Cambridge, MA 02142	T (440) 823-7493	CT Corporation System	9360 Glacier Hwy, Ste 202 Juneau, AK 99801	N/A	11/20/2021
Insurance Services office, Inc.	Gerard Wendelken, Senior Consultant National Affairs	545 Washington Blvd Jersey City, NJ 07310-1686	T (201) 469-2648 F (201) 469-4011	United States Corporation Company	9360 Glacier Hwy Ste 202 Juneau, AK 99801	12/31/2016 Multi-state led by NJ	12/31/2021
National Council on Compensation Insurance	Todd Johnson, State Relations Executive	901 Peninsula Corporate Circle Boca Raton, FL 33487	T (561) 893-3814	CT Corporation System	9360 Glacier Hwy Ste 202 Juneau, AK 99801	12/31/2015 Multi-state led by FL, GA, ME, MD	02/17/2021
The Surety & Fidelity Association of America	Barbara Feiff, Vice President of Operations	1140 19th Street NW Ste 500 Washington, DC 20036	T (202) 463-0600 F (202) 463-0606	C. Russell Lewis, Esq. Oles, Morrison, Rinker & Baker	745 West Fourth Ave Ste 502 Anchorage, AK 99501	12/31/2017 Multi-state by DC	12/16/2022
Willis Towers Watson Analytical Insurance Services, Inc.	Sheila Rodwill, Licensing and Compliance Specialist	321 Susan Drive Ste D Normal, IL 61761	T (309) 445-6407	Corporation Service Company	9360 Glacier Hwy, Ste 202 Juneau, AK 99801	N/A	05/31/2023

## JOINT UNDERWRITING ORGANIZATIONS

Organization	Contact	Address	Phone, Fax	Last Exam on File
American Nuclear Insurers	Michael P. Cass, VP and Gen Counsel	95 Glastonbury Blvd Glastonbury, CT 06033	T (860) 682-1301 F (860) 639-0002	12/31/1979 by CT
Associated Aviation Underwriters	Anthony R. Moschetta, VP and Gen Counsel	51 John F. Kennedy Pkwy Short Hills, NJ 07078	T (973) 379-0941	11/30/2001 by NJ
Registered Mail Insurance Association	John L. Comeau, Vice President	100 William St 3rd Floor New York, NY 10038	T (212) 425-1470	09/30/1985 by FL
United States Aircraft Insurance Group	Nicholas Canelos, SVP, General Counsel, and Secretary	125 Broad St, 6th Floor New York, NY 10004	T (212) 859-3939	N/A



## ALASKA AUTOMOBILE PLAN

The Alaska Automobile Plan offers insurance for vehicle owners and operators unable to obtain insurance on a voluntary basis. Private passenger auto policy applications are submitted to the Automobile Insurance Plan Service office, a nonprofit management organization for groups administering the residual market, either directly or through an insurance agent, who then assigns the policies to insurers in proportion to each insurer's voluntary market share.

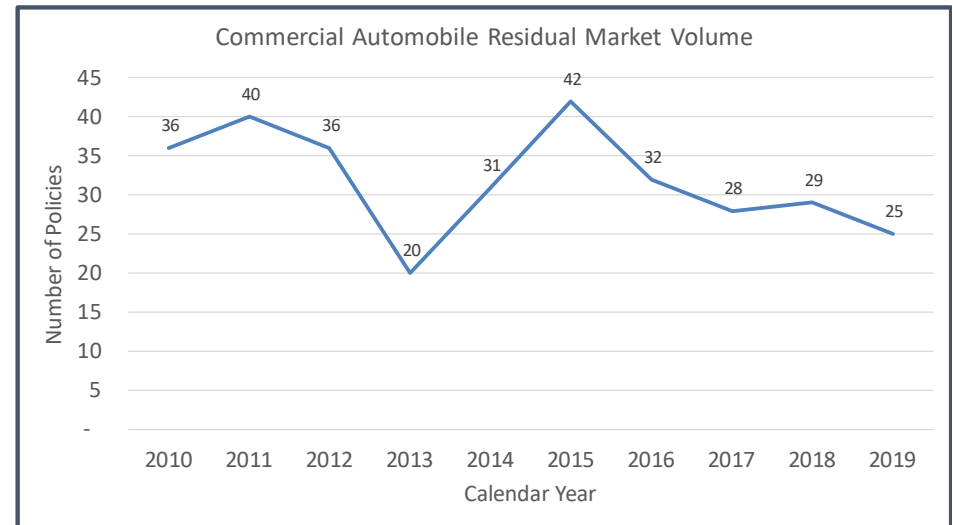
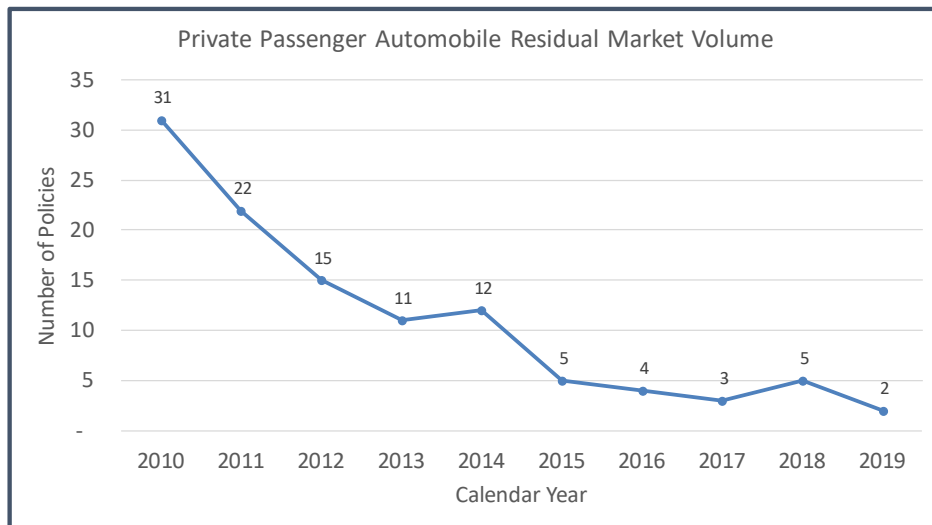
Commercial auto insurance is organized under a servicing carrier program. Currently, all commercial auto assigned risk business is handled by Progressive Casualty Insurance Company and all commercial auto insurers share in the profit or loss of this business based upon each insurer's voluntary market share.

The number of residual market policies in both the Private Passenger and Commercial Auto categories has decreased significantly in the past number of years, from the most

recent peak in 2003, to 2 and 25 respectively in 2019. The long-term depopulation of the residual market is due in large part to insurers' increasing ability to accurately rate potential customers and collect adequate premium for the risk associated with each individual, allowing customers that would previously have been destined for the residual market to now be written in the voluntary market. The long-term downward trend in the Commercial Auto residual market has leveled off in recent years reflecting the reality that certain types of commercial auto risk remain undesirable to insurers due to the hazardous nature of their work.

For 2019, the premium volume and number of policies in the Private Passenger Auto residual market is an insignificant portion of the total Private Passenger Auto market in Alaska. The premium associated with the 25 Commercial Auto residual market policies represents less than 0.5% of the total premium for all Commercial Auto policies.

## AUTOMOBILE RESIDUAL MARKET VOLUME



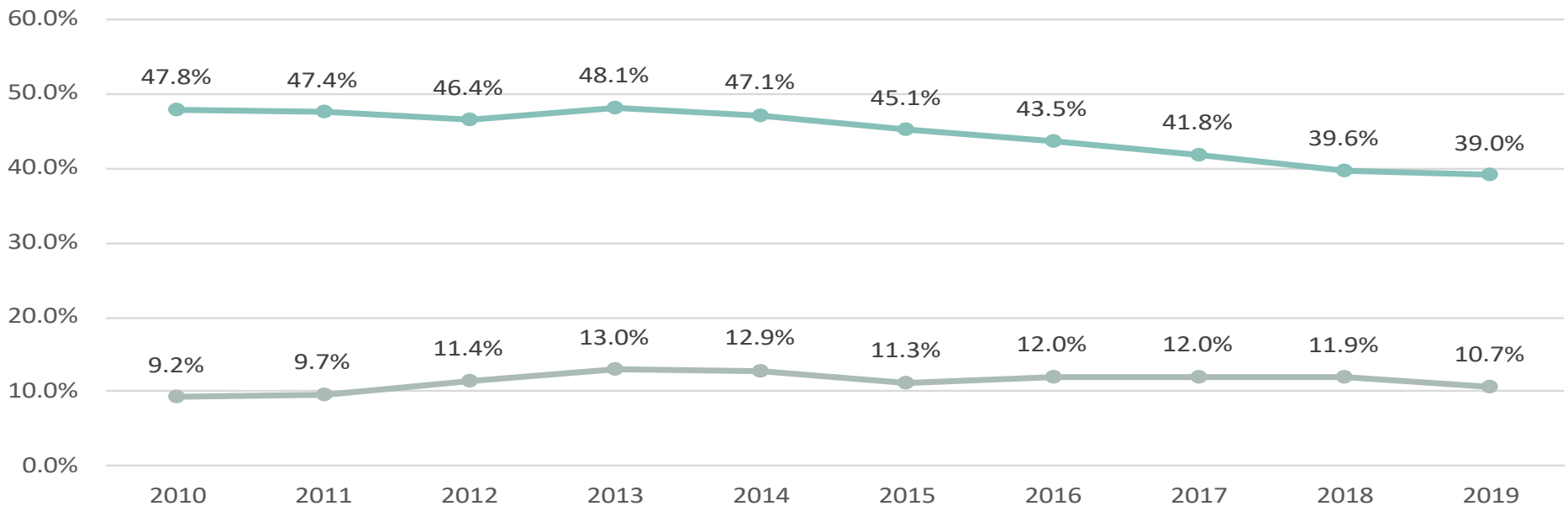
## WORKERS' COMPENSATION ASSIGNED RISK PLAN

Employers who are declined coverage by two non-affiliated insurers may obtain insurance through the Workers' Compensation Assigned Risk Plan either by assignment to a servicing carrier or to a direct assignment carrier. From January 1, 2018, through December 31, 2020, the servicing carriers are Alaska National Insurance Company, LM Insurance Corporation, AmGUARD Insurance Company, and Travelers Property Casualty Company of America. American Interstate Insurance Company is a direct assignment carrier. A direct assignment carrier is assigned policies in proportion to its voluntary market share while all other insurers share in the profit or loss of the policies assigned to the servicing carriers based upon each insurer's voluntary market share.

For 2019, the 7,220 assigned risk policies made up 39.0% of all workers' compensation policies. The \$28.9 million in premium was approximately 10.7% of total workers' compensation premium. of the 7,220 assigned risk policies, approximately 4,900 had premiums less than \$2,500.

The market share of assigned risk policies, by policy count, peaked in 2003, and has generally exhibited a gradual decreasing trend since then. The market share by premium volume has exhibited a somewhat cyclical pattern over that time, reflecting changes in the mix of the size of assigned risk policyholders over time. For example, the decrease from 12.9% premium share in 2014 to 11.3% premium share in 2015 was driven by a decrease in the number of the largest policyholders (by premium size) that are seeking coverage in the assigned risk market. Similarly, the subsequent increases in 2016 were driven by an increase in the number of the largest policyholders.

### Workers' Compensation Assigned Risk Market Share



# PRODUCER LICENSING

Licensing Statistics by Class 20  
Resident Licensing Examinations 21

# COMPANY CERTIFICATE OF AUTHORITY

Financial Exams 21  
Admitted By Type 22  
New Admitted Insurers 22  
Domestic Insurers 22  
Mergers and Surrenders 23  
Suspension and Revocation Orders 23  
Redomestications 23  
Authority Amendments 23  
Name Changes 24

## LICENSING STATISTICS BY CLASS 2019

Class	Resident			Non-Resident			Total
	Business	Individual	Total	Business	Individual	Total	
Bail Bond Limited Producer	1	5	6	1	2	3	9
Credit Insurance Limited Producer	29	109	138	6	21	27	165
Crop Insurance Limited Producer	0	0	0	0	1	1	1
Exempt Independent Adjuster	0	0	0	0	3	3	3
Exempt Managing General Agent	0	0	0	37	3	40	40
Exempt Motor Vehicle Employee	0	701	701	0	10	10	711
Exempt Reinsurance Intermediary Broker	0	0	0	11	0	11	11
Exempt Reinsurance Intermediary Manager	0	0	0	1	0	1	1
Exempt Third Party Administrator	6	0	6	248	0	248	254
Independent Adjuster	9	126	135	180	8,109	8,289	8,424
Independent Portable Electronics Adjuster	0	0	0	3	205	208	208
Insurance Producer	195	1,945	2140	3,847	59,131	62,978	65,118
Managing General Agent	2	18	20	13	13	26	46
Motor Vehicle Rental Limited Producer	9	9	18	3	1	4	22
Motor Vehicle Service Contract Administrator	0	0	0	25	0	25	25
Motor Vehicle Service Contract Provider	1	0	1	80	0	80	81
Nonresident Limited Producer	0	0	0	0	6	6	6
Portable Electronics Limited Producer	1	1	2	20	31	51	53
Reinsurance Intermediary Broker	0	0	0	6	7	13	13
Reinsurance Intermediary Manager	0	0	0	1	2	3	3
Surplus Lines Broker	13	97	110	615	1,381	1,996	2,106
Third Party Administrator	0	0	0	110	123	233	233
Title Insurance Limited Producer	12	190	202	0	0	0	202
Trainee Independent Adjuster	0	7	7	0	0	0	7
Travel Insurance Limited Producer	13	15	28	66	373	439	467
Viatical Settlement Broker	0	1	1	3	4	7	8
Viatical Settlement Provider	0	0	0	2	2	4	4
Grand Total	291	3,224	3,515	5,278	69,428	74,706	78,221

## RESIDENT LICENSING EXAMINATIONS 2019

Exam Type	First-Time Test Takers			Repeat Test Takers			Total		
	Total	Pass #	Pass Rate	Total	Pass #	Pass Rate	Total	Pass #	Pass Rate
Accident & Health	151	83	55%	95	38	40%	246	121	49%
Adjuster	311	122	39%	419	105	25%	730	227	31%
Casualty	164	85	52%	113	53	47%	277	138	50%
Credit	9	7	78%	4	4	100%	13	11	85%
Life	186	125	67%	68	37	54%	254	162	64%
Personal Lines	19	9	47%	13	8	62%	32	17	53%
Property	159	80	50%	112	50	45%	271	130	48%
Surplus Lines	5	3	60%	6	3	50%	11	6	55%
Title	20	14	70%	14	9	64%	34	23	68%
<b>Total</b>	<b>1,024</b>	<b>528</b>	<b>52%</b>	<b>844</b>	<b>307</b>	<b>36%</b>	<b>1,868</b>	<b>835</b>	<b>55%</b>

All exams administered by Pearson Vue, Inc.

## FINANCIAL EXAMS FY 2020

Exam #	Company Name	Exam Call	Public Report
<a href="#">FE 19-01</a>	Umialik Insurance Company	6/28/2019	6/25/2020
<a href="#">FE 19-03</a>	Tongass Timber Trust	9/4/2019	6/25/2020

## ADMITTED BY TYPE FY 2020

	Domestic	Foreign
Automobile Service Corporations	0	13
Air Ambulance Providers	2	1
Fraternal Benefit Societies	0	6
Health Insurance	1	26
Hospital and Medical Service Corporation	0	1
Life, Annuity & Health	0	353
Multiple Employer Welfare Arrangement (MEWA)	1	0
Property & Casualty	2	661
Title	0	10
Total	6	1071

## NEW ADMITTED INSURERS FY 2020

### Property/Casualty\*

12200	American Liberty Insurance Company
10946	Arch Property Casualty Insurance Company
30279	Boston Indemnity Company, Inc.
36340	CAMICO Mutual Insurance Company
34711	Digital Advantage Insurance Company
10640	Employers Insurance Company of Nevada
16116	JM Specialty Insurance Company
10675	Mobilias General Insurance Company
10900	Preferred Employers Insurance Company
11127	Professional Solutions Insurance Company
26220	Yosemite Insurance Company

### Life/Health\*

16628	MODA Assurance Company
-------	------------------------

\*NAIC Company Codes and Company Names Listed

## DOMESTIC INSURERS

Name	Address	Telephone	Lines	Authorized
Alaska National Insurance Company	7001 Jewel Lake Rd Anchorage, AK 99502-2800	(907) 248-2642	Health, Property, Casualty, Surety, Marine, Wet Marine, Transportation	09/30/1980
Alaska Timber Insurance Exchange	2417 Tongass Ave, Ste 214 Ketchikan, AK 99901	(907) 225-9451	Property, Casualty (excluding Vehicle)	03/28/1980
ARECA Insurance Exchange	703 West Tudor Rd, Ste 200 Anchorage, AK 99503-6650	(907) 771-5700	Health, Property, Casualty, Surety, Marine, Wet Marine, Transportation	12/30/1983
Tongass Timber Trust	111 Stedman St, Ste 200 Ketchikan, AK 99901-6599	(907) 225-6114	Health	05/31/2005
Umialik Insurance Company	725 E. Fireweed Lane, Suite 500 Anchorage, Alaska 99503	(907) 338-5445 (888) 590-5445	Health, Property, Casualty, Surety, Marine, Wet Marine, Transportation	06/10/1981
Moda Assurance Company	601 SW 2nd Avenue Portland, OR 97204	(503) 228-6554	Health	8/19/2019

## REDOMESTICATIONS FY 2020

NAIC #	Company Name	From	To	Effective
84530	US Financial Life Insurance Company	OH	AZ	4/1/2020
15954	Amtrust Insurance Company	KS	DE	3/31/2020
69477	Time Insurance Company	PR (alien)	WI	2/28/2020
21296	Pinnacle National Insurance Company	DE	TX	6/3/2020
12489	Bridgeway Insurance Company	OH	DE	10/28/2019
19402	AIG Property Casualty Company	PA	IL	12/31/2019
97721	Thrivent Life Insurance Company	MN	WI	7/1/2019
84786	Colorado Bankers Life Insurance Company	CO	NC	7/17/2019
81043	Bankers Life Insurance Company	FL	NC	7/17/2019
26220	Yosemite Insurance Company	CA	OK	7/1/2019

## SUSPENSION AND REVOCATION ORDERS FY 2020

Order #	NAIC #	Company Name	Action	Effective
SR 20-01(a)	37001	Windhaven National Insurance Company	Revocation	6/25/2020
SR 20-03(a)	28339	Gateway Insurance Company	Revocation	6/25/2020
SR 19-01(b)	19348	Capson Physicians Insurance Company	Revocation	7/17/2019
SR 19-02(a)	81043	Bankers Life Insurance Company	Suspension	7/17/2020
SR 19-03(a)	84786	Colorado Bankers Life Insurance Company	Suspension	7/17/2020
SR 19-04(a)	42897	American Service Insurance Company	Suspension	7/17/2020
SR 19-05(a)	93777	Pavonia Life Insurance Company of Michigan	Suspension	7/17/2020
SR 19-06(a)	76325	Senior Health Insurance Company of Pennsylvania	Suspension	11/6/2020

## MERGERS AND SURRENDERS FY 2020

NAIC #	Company Name	Action	Effective
10222	Paco Assurance Company, Inc.	Merged into 14460	3/16/2020
80705	Great-West Life Assurance Company	Merged into 80659	3/16/2020
67660	Pennsylvania Life Insurance Company	Merged into 62359	11/20/2019
79022	Transamerica Advisors Life Insurance Company	Merged into 86231	7/1/2019
97721	Thrivent Life Insurance Company	COA Surrendered	7/1/2019

## AUTHORITY AMENDMENTS FY 2020

NAIC #	Company Name	Authority Change	Entry Date
35602	Obsidian Insurance Company	Marine, wet marine and transportation; surety; credit	6/30/2020
29530	Digital Affect Insurance Company	Vehicle; surety; glass; malpractice; entertainments; elevator; credit	3/5/2020
44318	Admiral Indemnity Company	Surety; marine, wet marine and transportation	12/2/2019
27740	North Pointe Insurance Company	Surety	11/22/2019
68446	Oceanview Life and Annuity Company	Annuities	11/18/2019
31925	Falls Lake National Insurance Company	Credit; burglary and theft	9/4/2019
21075	Transverse Insurance Company	Entertainments; leakage and fire extinguishing equipment; surety; boiler and machinery; burglary and theft; malpractice; livestock; glass; elevator; workers compensation	11/6/2019
20338	Palomar Specialty Insurance Company	Marine	8/7/2019

## NAME CHANGES FY 2020

AK ID	Old Company Name	New Company Name	Effective
84274744	Ohic Insurance Company	Obsidian Insurance Company	6/30/2020
84273157	AXA Equitable Life Insurance Company	Equitable Financial Life Insurance Company	6/15/2020
84274118	AXA Equitable Life & Annuity Company	Equitable Financial Life & Annuity Company	6/15/2020
84274983	Maiden Reinsurance North America, Inc.	Fletcher Reinsurance Company	6/3/2020
84274058	General Fidelity Life Insurance Company	Coefficient Insurance Company	6/3/2020
84273362	Alterra America Insurance Company	Pinnacle National Insurance Company	6/3/2020
84273772	London Life Reinsurance Company	Canada Life Reinsurance Company	6/1/2020
84273380	Equitable Life & Casualty Insurance Co.	Silac Insurance Company	5/19/2020
84275596	Envision Insurance Company	Elixir Insurance Company	5/15/2020
84275714	Amtrust Insurance Company of Kansas, Inc.	Amtrust Insurance Company	3/31/2020
84273911	AXA Corporate Solutions Life Reinsurance Company	Corporate Solutions Life Reinsurance Company	3/15/2020
84275077	Time Insurance Company II	Time Insurance Company	2/28/2020
84274309	Brickell Financial Services- Motor Club	Brickell Financial Services- Motor Club, Inc.	2/26/2020
84273687	Jewelers Mutual Insurance Company	Jewelers Mutual Insurance Company, SI	1/1/2020
84274349	Church Mutual Insurance Company	Church Mutual Insurance Company, SI	1/1/2020
84274621	Podiatry Insurance Company of America	Proassurance Insurance Company of America	12/31/2019
84273764	@Home Insurance Company	Athome Insurance Company	12/13/2019
84273944	Mony Life Insurance Company of America	Equitable Financial Life Insurance Company of America	12/13/2019
84275422	American Modern Surplus Lines Insurance Company	Bridgeway Insurance Company	10/28/2019
84275429	Ameriprise Insurance Company	American Family Connect Insurance Company	10/1/2019
84275342	IDS Property Casualty Insurance Company	American Family Connect Property and Casualty Insurance Company	10/1/2019
84274296	Longevity Insurance Company	Oceanview Life and Annuity Company	9/13/2019
84273628	Voya Insurance and Annuity Company	Venerable Insurance and Annuity Company	9/1/2019
84274222	Liberty Life Assurance Company of Boston	Lincoln Life Assurance Company of Boston	9/1/2019
84274366	Partnerre Insurance Company of New York	Cerity Insurance Company	8/23/2019
84274105	Advantage Workers Compensation Insurance Company	WCF National Insurance Company	7/15/2019
84274243	Everspan Financial Guarantee Corp.	Everspan Insurance Company	7/9/2019



# LIFE INSURERS

Recap **26**

Admitted Companies **27-31**

Life Market Share **32**

Annuity Market Share **33**

Total Business **34-42**

## LIFE ANNUITY RECAP 2019 (\$000)

	Issued During the Year	In Force December 31	Life Insurance	Annuity Considerations
Ordinary	3,423,131	43,161,791	466,314	288,434
Credit Life	5,107	14,099	162	0
Group	1,848,527	24,324,937	55,472	94,794
Industrial	0	3,189	0	0
Total	5,276,766	67,504,016	521,948	383,228

**Note: In 2019, the NAIC merged the Fraternal companies into the Life/Health company annual statement. The Fraternal companies will no longer be displayed separately.**

## ADMITTED COMPANIES 2019 - LIFE (\$000)

NAIC #	Company Name	Assets	Surplus	NAIC #	Company Name	Assets	Surplus	NAIC #	Company Name	Assets	Surplus
80985	4 Ever Life Ins Co	176,905	78,614	71773	American Natl Life Ins Co of TX	131,621	35,396	90638	Best Life & Hlth Ins Co	24,263	18,230
77879	5 Star Life Ins Co	310,615	30,794	60801	American Public Life Ins Co	99,244	33,833	61476	Boston Mut Life Ins Co	1,529,502	245,900
71854	AAA Life Ins Co	709,879	184,429	60836	American Republic Ins Co	1,135,278	519,659	87726	Brighthouse Life Ins Co	177,445,154	8,746,334
71471	Ability Ins Co	731,683	17,644	60895	American United Life Ins Co	31,388,904	1,024,696	61581	Capitol Life Ins Co	298,888	31,891
62200	Accordia Life & Ann Co	10,071,711	736,268	61999	Americo Fin Life & Ann Ins Co	4,935,942	569,437	11997	Caterpillar Life Ins Co	106,725	46,097
60348	Ace Life Ins Co	36,689	8,806	61301	Ameritas Life Ins Corp	24,057,137	1,693,254	61735	Central Security Life Ins Co	84,423	5,850
78700	Aetna Hlth & Life Ins Co	134,548	52,996	72222	Amica Life Ins Co	1,361,219	338,139	61751	Central States H & L Co of Omaha	379,108	149,179
60054	Aetna Life Ins Co	22,016,494	3,852,489	93661	Annuity Investors Life Ins Co	3,213,628	349,312	80896	Centre Life Ins Co	1,591,491	87,288
82406	All Savers Ins Co	606,214	375,700	61069	Anthem Life Ins Co	761,705	180,623	62383	Centurion Life Ins Co	489,780	325,528
90611	Allianz Life Ins Co of N Amer	158,483,660	7,953,575	71439	Assurity Life Ins Co	2,571,184	345,291	61832	Chesapeake Life Ins Co	242,491	147,856
70866	Allstate Assur Co	775,951	164,111	68039	Athene Ann & Life Assur Co of NY	3,243,382	318,195	61875	Church Life Ins Corp	305,287	63,469
60186	Allstate Life Ins Co	30,166,425	3,816,887	61689	Athene Ann & Life Co	65,504,862	1,208,648	67369	Cigna Hlth & Life Ins Co	11,675,773	5,207,433
60216	Amalgamated Life Ins Co	142,957	75,551	61492	Athene Annuity & Life Assur Co	28,470,748	1,525,667	15691	Clear Spring Life Ins Co	222,780	57,287
68594	American Amicable Life Ins Co of TX	336,003	66,760	61115	Atlantic Coast Life Ins Co	466,383	41,049	93432	CM Life Ins Co	8,639,008	1,735,038
60275	American Bankers Life Assur Co of FL	353,436	52,848	61182	Aurora Natl Life Assur Co	2,936,596	137,660	62626	CMFG Life Ins Co	21,403,630	2,197,648
92738	American Equity Invest Life Ins Co	57,673,180	3,490,196	68365	AXA Corp Solutions Life Reins Co	284,614	170,323	62049	Colonial Life & Accident Ins Co	3,525,222	610,865
60380	American Family Life Assur Co of Col	14,123,823	2,121,533	62880	AXA Equitable Life & Ann Co	551,302	25,772	62065	Colonial Penn Life Ins Co	835,661	82,210
60399	American Family Life Ins Co	5,454,250	685,061	62944	AXA Equitable Life Ins Co	216,330,651	8,146,015	62103	Columbian Mut Life Ins Co	1,455,721	87,127
60410	American Fidelity Assur Co	6,656,825	544,295	61212	Baltimore Life Ins Co	1,306,405	90,706	99937	Columbus Life Ins Co	4,286,479	264,225
60429	American Fidelity Life Ins Co	401,121	68,908	61239	Bankers Fidelity Life Ins Co	159,121	35,546	62146	Combined Ins Co of Amer	2,417,902	218,660
60488	American Gen Life Ins Co	192,292,552	6,288,673	61263	Bankers Life & Cas Co	16,369,454	1,176,692	81426	Commercial Travelers Life Ins Co	26,357	13,433
60534	American Heritage Life Ins Co	2,075,346	344,864	94250	Banner Life Ins Co	5,048,017	615,349	84824	Commonwealth Ann & Life Ins Co	23,125,955	2,845,836
60518	American Hlth & Life Ins Co	1,281,565	192,360	61395	Beneficial Life Ins Co	2,067,973	196,737	77828	Companion Life Ins Co	464,328	254,031
60577	American Income Life Ins Co	4,391,103	347,285	64890	Berkley Life & Hlth Ins Co	363,125	194,520	62308	Connecticut Gen Life Ins Co	19,753,416	5,934,043
81213	American Maturity Life Ins Co	63,817	49,637	62345	Berkshire Hathaway Life Ins Co NE	20,830,372	7,524,114	71730	Continental Amer Ins Co	674,274	127,767
67989	American Memorial Life Ins Co	3,558,611	158,723	71714	Berkshire Life Ins Co of Amer	4,181,542	219,890	71404	Continental Gen Ins Co	4,297,282	300,518
60739	American Natl Ins Co	21,443,424	3,477,727					94218	Country Investors Life Assur Co	305,537	205,059

## ADMITTED COMPANIES 2019 - LIFE (\$000)

NAIC #	Company Name	Assets	Surplus	NAIC #	Company Name	Assets	Surplus	NAIC #	Company Name	Assets	Surplus
62553	Country Life Ins Co	10,006,221	1,272,842	67652	First Penn Pacific Life Ins Co	1,360,657	138,766	93440	HM Life Ins Co	727,155	431,471
82880	CSI Life Ins Co	23,865	18,336	63495	Foresters Life Ins Ann Co	2,725,014	86,021	64505	Homesteaders Life Co	3,213,162	215,334
71129	Dearborn Life Ins Co	1,659,950	461,742	91642	Forethought Life Ins Co	36,338,346	1,889,049	64513	Horace Mann Life Ins Co	7,419,913	318,415
62634	Delaware Amer Life Ins Co	115,079	61,763	99775	Funeral Directors Life Ins Co	1,512,467	134,219	91693	IA Amer Life Ins Co	167,905	64,679
79065	Delaware Life Ins Co	37,830,580	1,583,313	63657	Garden State Life Ins Co	145,221	89,762	97764	Idealife Ins Co	23,381	14,795
97705	Direct Gen Life Ins Co	29,551	22,297	93521	General Fidelity Life Ins Co	8,065	7,835	64602	Independence Life & Ann Co	3,529,020	170,240
13183	Eagle Life Ins Co	1,689,866	207,932	86258	General Re Life Corp	4,593,287	802,519	58068	Independent Order of Foresters Us Br	3,534,072	172,391
84174	ELCO Mut Life & Ann	941,430	71,745	65536	Genworth Life & Ann Ins Co	21,575,087	1,368,453	81779	Individual Assur Co Life Hlth & Acc	21,810	7,613
85561	Elips Life Ins Co	38,533	33,427	70025	Genworth Life Ins Co	40,635,138	2,179,815	14406	Industrial Alliance Ins & Fin Serv I	274,144	64,615
62928	EMC Natl Life Co	886,518	104,611	70939	Gerber Life Ins Co	4,508,999	512,115	74780	Integrity Life Ins Co	9,914,360	1,271,344
68276	Employers Reassur Corp	17,871,786	1,233,185	91472	Globe Life & Accident Ins Co	4,831,902	347,214	64904	Investors Heritage Life Ins Co	833,298	58,458
62952	Equitable Life & Cas Ins Co	1,636,174	121,288	62286	Golden Rule Ins Co	594,316	259,007	63487	Investors Life Ins Co N Amer	535,837	24,655
91785	Equitable Natl Life Ins Co Inc	13,528	9,095	63967	Government Personnel Mut Life Ins Co	812,132	105,466	65056	Jackson Natl Life Ins Co	255,055,912	4,759,578
62510	Equitrust Life Ins Co	20,735,507	1,186,032	63312	Great Amer Life Ins Co	40,018,796	2,868,113	64017	Jefferson Natl Life Ins Co	7,674,726	52,337
77968	Family Heritage Life Ins Co of Amer	1,287,309	109,741	90212	Great Southern Life Ins Co	207,201	52,170	65080	John Alden Life Ins Co	193,827	19,209
63053	Family Life Ins Co	141,172	26,556	68322	Great W Life & Ann Ins Co	48,781,351	1,441,755	93610	John Hancock Life & Hlth Ins Co	16,068,034	1,108,839
74004	Family Serv Life Ins Co	284,517	37,947	80055	Greenhouse Life Ins Co	9,918	9,595	65838	John Hancock Life Ins Co USA	243,305,426	8,475,800
63177	Farmers New World Life Ins Co	5,260,856	439,797	64211	Guarantee Trust Life Ins Co	679,862	106,302	65129	Kansas City Life Ins Co	3,399,892	260,804
63223	Federal Life Ins Co	253,396	22,300	78778	Guardian Ins & Ann Co Inc	14,070,086	515,513	58033	Knights of Columbus	26,860,592	2,309,755
63274	Fidelity & Guar Life Ins Co	26,975,929	1,513,279	64246	Guardian Life Ins Co of Amer	62,203,964	7,615,552	65242	Lafayette Life Ins Co	5,797,493	358,863
93696	Fidelity Investments Life Ins Co	32,999,808	1,061,922	83607	Guggenheim Life & Ann Co	13,885,268	714,064	82252	Landmark Life Ins Co	46,337	5,497
63290	Fidelity Life Assn A Legal Reserve L	420,515	114,676	88340	Hannover Life Reassur Co of Amer	17,527,200	552,826	71323	Langhorne Reins AZ Ltd	10,027	8,131
71870	Fidelity Security Life Ins Co	952,286	266,622	70815	Hartford Life & Accident Ins Co	12,877,681	2,643,896	68543	Liberty Bankers Life Ins Co	2,006,202	242,118
71455	Financial Amer Life Ins Co	9,060	7,945	92711	HCC Life Ins Co	1,182,575	644,773	65331	Liberty Natl Life Ins Co	8,043,501	555,944
69140	First Allmerica Fin Life Ins Co	3,233,831	245,635	66141	Health Net Life Ins Co	606,106	375,598	65498	Life Ins Co of N Amer	9,469,345	2,303,938
56332	First Cath Slovak Ladies Assn USA	1,029,597	106,775	66214	Heartland Natl Life Ins Co	11,087	5,408	65528	Life Ins Co of The Southwest	22,877,628	1,515,606
90328	First Hlth Life & Hlth Ins Co	391,686	220,540	64394	Heritage Life Ins Co	4,860,343	958,663				

## ADMITTED COMPANIES 2019 - LIFE (\$000)

NAIC #	Company Name	Assets	Surplus	NAIC #	Company Name	Assets	Surplus	NAIC #	Company Name	Assets	Surplus
97691	Life of The South Ins Co	131,216	21,650	66168	Minnesota Life Ins Co	56,377,324	3,148,865	66974	North Amer Co Life & Hlth Ins	29,479,087	1,539,744
91898	Lifecare Assur Co	2,673,939	73,585	70416	MML Bay State Life Ins Co	5,117,785	293,454	69000	Northwestern Long Term Care Ins Co	283,246	173,505
97985	LifeMap Assur Co	103,591	55,651	66370	Mony Life Ins Co	6,887,227	389,522	67091	Northwestern Mut Life Ins Co	290,318,369	24,216,250
77720	LifeSecure Ins Co	467,119	47,986	78077	Mony Life Ins Co of Amer	4,460,549	266,564	81353	NYLife Ins Co of AZ	163,797	108,142
94188	Lifewise Assur Co	249,550	178,193	66346	Munich Amer Reassur Co	8,006,785	655,911	67148	Occidental Life Ins Co of NC	259,889	29,174
65595	Lincoln Benefit Life Co	9,172,932	352,610	69604	Munich Re US Life Corp	9,543	7,999	68446	Oceanview Life & Annuity Co	646,077	134,070
65927	Lincoln Heritage Life Ins Co	1,092,253	94,290	88668	Mutual of Amer Life Ins Co	23,658,085	837,230	89206	Ohio Natl Life Assur Corp	2,998,569	257,443
62057	Lincoln Life & Ann Co of NY	15,653,835	1,105,560	71412	Mutual of Omaha Ins Co	9,107,411	3,139,984	67172	Ohio Natl Life Ins Co	28,224,758	1,019,863
65315	Lincoln Life Assur Co of Boston	4,269,303	394,005	66427	Mutual Trust Life Ins Co a Pan Amer	2,115,968	162,257	67180	Ohio State Life Ins Co	12,812	9,967
65676	Lincoln Natl Life Ins Co	267,230,225	8,154,527	93734	Nassau Life & Ann Co	275,879	37,781	67261	Old Republic Life Ins Co	107,792	40,086
60232	Lombard Intl Life Assur Co	7,374,044	23,601	67814	Nassau Life Ins Co	11,733,900	448,299	76007	Old United Life Ins Co	95,888	65,052
76694	London Life Reins Co	144,105	59,399	62359	Nassau Life Ins Co of TX	401,796	39,224	13100	Omaha Ins Co	109,452	54,945
65722	Loyal Amer Life Ins Co	367,867	134,865	61409	National Benefit Life Ins Co	592,388	144,727	69647	Optum Ins of OH Inc	506,751	66,187
73504	Lumico Life Ins Co	127,474	97,536	66540	National Farmers Union Life Ins Co	169,834	31,973	76112	Oxford Life Ins Co	2,377,064	223,264
65781	Madison Natl Life Ins Co Inc	201,922	83,256	66583	National Guardian Life Ins Co	4,301,642	367,412	64343	Pacific Guardian Life Ins Co Ltd	565,469	86,503
65870	Manhattan Life Ins Co	647,343	66,008	82538	National Hlth Ins Co	87,247	30,964	97268	Pacific Life & Ann Co	7,786,118	545,580
67083	Manhattan Natl Life Ins Co	144,080	9,860	66680	National Life Ins Co	10,102,739	2,289,306	67466	Pacific Life Ins Co	145,661,155	10,509,601
61883	ManhattanLife Assur Co of Amer	737,784	179,447	87963	National Teachers Assoc Life Ins Co	541,017	68,364	70785	Pacificare Life & Hlth Ins Co	191,009	185,983
65935	Massachusetts Mut Life Ins Co	268,249,286	18,892,910	66850	National Western Life Ins Co	10,792,618	1,529,487	67539	Pan Amer Life Ins Co	1,276,266	231,579
69515	Medamerica Ins Co	1,126,888	28,788	92657	Nationwide Life & Ann Ins Co	34,069,652	2,215,762	60003	Park Avenue Life Ins Co	220,590	45,459
79987	Medico Corp Life Ins Co	48,375	25,807	66869	Nationwide Life Ins Co	155,132,805	8,821,570	71099	Parker Centennial Assur Co	96,190	47,430
31119	Medico Ins Co	52,700	32,785	98205	Natl Foundation Life Ins Co	70,834	46,816	74900	PartnerRe Life Reins Co of Amer	89,346	35,269
86126	Members Life Ins Co	244,474	39,989	91626	New England Life Ins Co	9,118,516	115,804	67598	Paul Revere Life Ins Co	3,213,512	173,170
65978	Metropolitan Life Ins Co	389,508,221	10,914,760	91596	New York Life Ins & Ann Corp	164,737,210	9,354,607	93777	Pavonia Life Ins Co of MI	1,061,292	70,931
97136	Metropolitan Tower Life Ins Co	26,314,677	1,502,477	66915	New York Life Ins Co	189,231,108	22,032,272	93262	Penn Ins & Ann Co	7,173,482	625,286
66087	Mid West Natl Life Ins Co of TN	63,897	30,529	81264	Nippon Life Ins Co of Amer	226,481	144,171	67644	Penn Mut Life Ins Co	23,326,946	1,998,686
66044	Midland Natl Life Ins Co	60,416,250	3,852,432					67784	Philadelphia Amer Life Ins Co	326,106	58,346
66109	Midwestern United Life Ins Co	231,359	143,199					93548	PHL Variable Ins Co	5,931,062	53,226

## ADMITTED COMPANIES 2019 - LIFE (\$000)

NAIC #	Company Name	Assets	Surplus	NAIC #	Company Name	Assets	Surplus	NAIC #	Company Name	Assets	Surplus
72125	Physicians Life Ins Co	1,726,294	172,813	64688	SCOR Global Life Amer Reins Co	1,065,268	206,771	82627	Swiss Re Life & Hlth Amer Inc	12,728,907	1,531,648
80578	Physicians Mut Ins Co	2,480,536	1,037,384	87017	Scor Global Life Re Ins Co of DE	446,197	99,174	68608	Symetra Life Ins Co	42,241,900	2,141,618
67873	Pioneer Amer Ins Co	87,027	31,841	93742	Securian Life Ins Co	1,437,178	447,287	93505	Talcott Resolution Intl Life Reassur	12,094	12,069
65919	Primerica Life Ins Co	1,594,604	666,005	68675	Security Benefit Life Ins Co	36,450,727	3,031,762	71153	Talcott Resolution Life & Ann Ins Co	34,277,678	979,284
61271	Principal Life Ins Co	209,684,961	5,193,370	68713	Security Life of Denver Ins Co	15,511,326	881,063	88072	Talcott Resolution Life Ins Co	88,716,224	3,194,449
71161	Principal Natl Life Ins Co	476,406	220,870	68772	Security Mut Life Ins Co of NY	2,830,113	173,243	69345	Teachers Ins & Ann Assoc of Amer	315,595,364	38,871,796
68136	Protective Life Ins Co	70,360,857	4,915,745	69485	Security Natl Life Ins Co	645,189	49,390	69396	Texas Life Ins Co	1,351,325	125,475
67903	Provident Amer Life & Hlth Ins Co	8,807	7,750	78662	Senior Life Ins Co	69,792	11,292	76236	The Cincinnati Life Ins Co	4,674,764	203,822
68195	Provident Life & Accident Ins Co	7,893,440	658,865	68810	Sentry Life Ins Co	8,168,803	308,884	70435	The Savings Bank Mut Life Ins Co of	3,407,592	193,902
68209	Provident Life & Cas Ins Co	739,263	124,381	97241	Settlers Life Ins Co	443,671	58,652	56014	Thrivent Financial For Lu-therans	102,221,368	10,064,811
79227	Pruco Life Ins Co	130,478,925	1,665,359	89958	Shelterpoint Ins Co	9,659	8,189	60142	TIAA Cref Life Ins Co	13,137,836	510,537
86630	Prudential Ann Life Assur Corp	59,047,336	4,748,478	68845	Shenandoah Life Ins Co	1,001,213	99,388	92908	Tier One Ins Co	14,710	12,108
68241	Prudential Ins Co of Amer	292,318,261	11,483,314	57142	Sons of Norway	345,973	16,249	69477	Time Ins Co II	16,199	3,456
93629	Prudential Retirement Ins & Ann Co	80,985,848	1,178,002	69019	Standard Ins Co	26,665,364	1,443,685	69566	Trans World Assur Co	342,234	85,769
68357	Reliable Life Ins Co	22,285	13,088	86355	Standard Life & Accident Ins Co	500,366	293,692	70688	Transamerica Financial Life Ins Co	31,907,545	1,017,968
68381	Reliance Standard Life Ins Co	15,902,859	1,517,129	69078	Standard Security Life Ins Co of NY	114,521	57,069	86231	Transamerica Life Ins Co	130,191,350	6,560,750
67105	Reliastar Life Ins Co	19,707,319	1,536,279	68985	Starmount Life Ins Co	110,155	49,038	66281	Transamerica Premier Life Ins Co	52,514,952	2,307,487
61360	Reliastar Life Ins Co of NY	2,848,634	303,362	94498	State Farm Hlth Ins Co	8,439	8,404	61425	Trustmark Ins Co	1,654,085	330,875
61700	Renaissance Life & Hlth Ins Co of Am	92,618	56,177	69108	State Farm Life Ins Co	78,649,704	12,360,401	62863	Trustmark Life Ins Co	276,682	172,788
68462	Reserve Natl Ins Co	149,935	39,659	69116	State Life Ins Co	9,334,498	544,962	67423	UBS Life Ins Co USA	43,639	41,907
61506	Resource Life Ins Co	6,907	6,739	69132	State Mut Ins Co	180,076	21,194	80314	Unicare Life & Hlth Ins Co	894,835	222,136
93572	RGA Reins Co	41,587,906	2,150,083	89184	Sterling Investors Life Ins Co	93,701	10,255	11121	Unified Life Ins Co	222,179	24,004
65005	RiverSource Life Ins Co	106,703,124	2,914,078	77399	Sterling Life Ins Co	32,117	13,318	91529	Unimerica Ins Co	396,027	204,764
60183	S USA Life Ins Co Inc	78,361	11,442	80926	Sun Life & Hlth Ins Co	964,902	107,944	62596	Union Fidelity Life Ins Co	20,382,773	728,625
60176	SBLI USA Life Ins Co Inc	1,716,654	96,138	69272	Sunset Life Ins Co of Amer	297,803	24,892				
				69310	Surety Life Ins Co	28,965	27,622				

## ADMITTED COMPANIES 2019 - LIFE (\$000)

NAIC #	Company Name	Assets	Surplus
69744	Union Labor Life Ins Co	4,284,760	129,868
70408	Union Security Ins Co	2,608,476	123,639
92916	United Amer Ins Co	707,603	147,831
87645	United Fidelity Life Ins Co	859,501	600,277
63983	United Heritage Life Ins Co	626,855	70,836
69868	United of Omaha Life Ins Co	26,246,357	1,761,938
42129	United Security Assur Co of PA	39,721	11,754
70106	United States Life Ins Co in the Cit	29,539,984	1,571,016
72850	United World Life Ins Co	147,256	46,065
79413	UnitedHealthcare Ins Co	20,997,101	8,535,479
97179	UnitedHealthcare Life Ins Co	239,305	136,646
67601	Unum Ins Co	67,270	47,257
62235	Unum Life Ins Co of Amer	22,429,845	1,765,775
80705	US Br Great West Life Assur Co	38,383	31,001
80802	US Br Sun Life Assur Co of Canada	19,515,462	987,673
80659	US Business of Canada Life Assur Co	4,120,742	203,979
84530	US Financial Life Ins Co	529,306	91,147
69663	USAA Life Ins Co	26,401,574	2,672,032
94358	US Able Life	476,223	230,509
68632	Vantis Life Ins Co	565,097	91,012
70238	Variable Ann Life Ins Co	85,830,015	2,600,293
80942	Voya Ins & Ann Co	50,251,785	2,441,401
86509	Voya Retirement Ins & Ann Co	112,248,436	2,004,872

NAIC #	Company Name	Assets	Surplus
70319	Washington Natl Ins Co	5,604,249	347,577
70335	West Coast Life Ins Co	5,347,952	442,173
92622	Western Southern Life Assur Co	14,808,181	1,068,730
85189	Western United Life Assur Co	1,225,139	80,229
62413	Wilcac Life Ins Co	2,975,824	90,928
65900	Wilco Life Ins Co	2,679,113	161,739
66133	Wilton Reassur Co	18,346,577	843,550
60704	Wilton Reassur Life Co of NY	871,897	103,177
57320	Woodmen World Life Ins Soc	11,101,466	1,565,506
90557	Zurich Amer Life Ins Co	15,201,332	166,219
<b>Total Companies: 350</b>		<b>7,285,262,327</b>	<b>461,375,422</b>

## LIFE MARKET SHARE 2019 (\$000)

Company Name	% of Market	Direct Prens Written
<b>Ordinary</b>		
Lombard Intl Life Assur Co	35.36%	164,896
Pruco Life Ins Co	8.85%	41,252
New York Life Ins Co	8.40%	39,148
Accordia Life & Ann Co	3.84%	17,914
Lincoln Natl Life Ins Co	3.78%	17,621
Zurich Amer Life Ins Co	3.67%	17,127
State Farm Life Ins Co	3.36%	15,678
Talcott Resolution Life Ins Co	2.64%	12,325
Massachusetts Mut Life Ins Co	1.88%	8,758
Minnesota Life Ins Co	1.68%	7,831
Principal Life Ins Co	1.62%	7,549
Northwestern Mut Life Ins Co	1.46%	6,816
New York Life Ins & Ann Corp	1.41%	6,555
John Hancock Life Ins Co USA	1.37%	6,388
USAA Life Ins Co	1.09%	5,075
Pacific Life Ins Co	0.96%	4,472
TIAA Cref Life Ins Co	0.88%	4,099
Primerica Life Ins Co	0.80%	3,745
Brighthouse Life Ins Co	0.78%	3,650
American Gen Life Ins Co	0.77%	3,601

Company Name	% of Market	Direct Prens Written
<b>Group</b>		
Metropolitan Life Ins Co	20.55%	11,401
Unum Life Ins Co of Amer	11.14%	6,179
Prudential Ins Co of Amer	11.08%	6,147
Aetna Life Ins Co	10.33%	5,732
New York Life Ins Co	7.08%	3,926
Hartford Life & Accident Ins Co	6.86%	3,804
Securian Life Ins Co	6.77%	3,754
Life Ins Co of N Amer	3.95%	2,188
Symetra Life Ins Co	3.02%	1,674
Reliastar Life Ins Co	2.88%	1,599
Reliance Standard Life Ins Co	2.53%	1,404
Lincoln Natl Life Ins Co	2.06%	1,142
Standard Ins Co	2.06%	1,141
Principal Life Ins Co	1.97%	1,091
Guardian Life Ins Co of Amer	1.82%	1,009
USable Life	1.64%	912
US Br Sun Life Assur Co of Canada	1.39%	773
Transamerica Life Ins Co	0.93%	515
Globe Life & Accident Ins Co	0.78%	434
Minnesota Life Ins Co	0.71%	396

Company Name	% of Market	Direct Prens Written
<b>Credit Life</b>		
American Republic Ins Co	49.93%	81
American Natl Ins Co	19.18%	31
Minnesota Life Ins Co	16.97%	27
CMFG Life Ins Co	6.22%	10
American Bankers Life Assur Co of FL	3.62%	6
Central States H & L Co of Omaha	2.96%	5
Transamerica Life Ins Co	1.12%	2

Company Name	% of Market	Direct Prens Written
<b>Total</b>		
Lombard Intl Life Assur Co	31.59%	164,896
New York Life Ins Co	8.25%	43,074
Pruco Life Ins Co	7.90%	41,252
Lincoln Natl Life Ins Co	3.59%	18,763
Accordia Life & Ann Co	3.43%	17,914
Zurich Amer Life Ins Co	3.28%	17,131
State Farm Life Ins Co	3.02%	15,787
Metropolitan Life Ins Co	2.39%	12,498
Massachusetts Mut Life Ins Co	1.68%	8,769
Principal Life Ins Co	1.66%	8,640
Talcott Resolution Life Ins Co	1.65%	8,636
Minnesota Life Ins Co	1.58%	8,254
Prudential Ins Co of Amer	1.32%	6,876
Northwestern Mut Life Ins Co	1.31%	6,816
New York Life Ins & Ann Corp	1.26%	6,555
John Hancock Life Ins Co USA	1.22%	6,389
Unum Life Ins Co of Amer	1.19%	6,193
Aetna Life Ins Co	1.11%	5,771
USAA Life Ins Co	0.97%	5,075
Pacific Life Ins Co	0.86%	4,472



## ANNUITY MARKET SHARE 2019 (\$000)

Company Name	% of Market	Direct Premis Written
<b>Ordinary</b>		
New York Life Ins & Ann Corp	20.24%	58,379
Lincoln Natl Life Ins Co	11.41%	32,899
Jackson Natl Life Ins Co	7.74%	22,318
American Gen Life Ins Co	4.51%	12,995
Allianz Life Ins Co of N Amer	3.55%	10,241
Pruco Life Ins Co	3.48%	10,046
Variable Ann Life Ins Co	3.08%	8,894
Athene Ann & Life Co	2.92%	8,427
Members Life Ins Co	2.81%	8,098
Fidelity & Guar Life Ins Co	2.60%	7,496
Western Southern Life Assur Co	2.40%	6,931
Nationwide Life & Ann Ins Co	2.37%	6,839
RiverSource Life Ins Co	2.24%	6,459
Massachusetts Mut Life Ins Co	2.18%	6,290
Forethought Life Ins Co	1.90%	5,488
Principal Life Ins Co	1.88%	5,425
Nationwide Life Ins Co	1.34%	3,868
Pacific Life Ins Co	1.26%	3,644
Symetra Life Ins Co	1.26%	3,630
AXA Equitable Life Ins Co	1.20%	3,462

Company Name	% of Market	Direct Premis Written
<b>Group</b>		
AXA Equitable Life Ins Co	27.30%	25,881
Voya Retirement Ins & Ann Co	19.26%	18,257
Teachers Ins & Ann Assoc of Amer	10.73%	10,172
Lincoln Natl Life Ins Co	8.84%	8,380
Great W Life & Ann Ins Co	7.33%	6,947
American United Life Ins Co	6.41%	6,077
Variable Ann Life Ins Co	5.61%	5,316
Prudential Ins Co of Amer	2.87%	2,723
Nationwide Life Ins Co	1.93%	1,828
Metropolitan Life Ins Co	1.92%	1,821
Ameritas Life Ins Corp	1.47%	1,394
Athene Ann & Life Co	1.41%	1,341
Metropolitan Tower Life Ins Co	0.97%	923
American Fidelity As-sur Co	0.76%	720
Massachusetts Mut Life Ins Co	0.51%	483
Symetra Life Ins Co	0.49%	463
New York Life Ins Co	0.40%	380
Banner Life Ins Co	0.31%	296
Minnesota Life Ins Co	0.20%	189
Parker Centennial As-sur Co	0.17%	165

Company Name	% of Market	Direct Premis Written
<b>Total</b>		
New York Life Ins & Ann Corp	15.23%	58,379
Lincoln Natl Life Ins Co	10.77%	41,279
AXA Equitable Life Ins Co	7.66%	29,343
Jackson Natl Life Ins Co	5.82%	22,318
Voya Retirement Ins & Ann Co	4.77%	18,291
Variable Ann Life Ins Co	3.71%	14,210
American Gen Life Ins Co	3.41%	13,053
Teachers Ins & Ann Assoc of Amer	3.05%	11,679
Allianz Life Ins Co of N Amer	2.67%	10,241
Pruco Life Ins Co	2.62%	10,046
Athene Ann & Life Co	2.55%	9,768
Members Life Ins Co	2.11%	8,098
Fidelity & Guar Life Ins Co	1.96%	7,496
Great W Life & Ann Ins Co	1.88%	7,196
Western Southern Life Assur Co	1.81%	6,931
Nationwide Life & Ann Ins Co	1.78%	6,839
Massachusetts Mut Life Ins Co	1.77%	6,773
RiverSource Life Ins Co	1.72%	6,606
American United Life Ins Co	1.59%	6,093
Nationwide Life Ins Co	1.49%	5,696

## LIFE ANNUITY TOTAL BUSINESS 2019 (\$000)

Company Name	Dom	Issued During Current Year	Ceased In Force During Current Year	In Force End of Year	Life Insurance Premiums	Annuity Considerations	Claims and Benefits Paid	Dividends
4 Ever Life Ins Co	IL	0	-20	301	3	0	0	0
5 Star Life Ins Co	NE	19,893	-50,903	382,563	403	0	379	0
AAA Life Ins Co	MI	15,295	-10,219	118,836	648	0	483	0
Ability Ins Co	NE	0	0	0	0	0	0	0
Accordia Life & Ann Co	IA	53,795	-15,291	175,778	17,914	0	1,336	7
Aetna Life Ins Co	CT	10	-2,623,678	892,775	5,771	77	6,054	28
Allianz Life Ins Co of N Amer	MN	2,718	-4,887	46,213	673	10,241	22,436	0
Allstate Assur Co	IL	113,644	-26,926	358,827	1,031	0	1	0
Allstate Life Ins Co	IL	5,809	-27,217	212,630	1,331	35	2,509	0
Amalgamated Life Ins Co	NY	0	-707	33,715	0	0	0	0
American Amicable Life Ins Co of TX	TX	198	-678	6,842	69	7	109	3
American Bankers Life Assur Co of FL	FL	0	-2,932	642	6	0	19	0
American Equity Invest Life Ins Co	IA	0	-14	27	0	3,433	2,522	0
American Family Life Assur Co of Col	NE	6,925	-12,710	76,445	449	0	141	0
American Family Life Ins Co	WI	6	-114	31,035	101	0	35	5
American Fidelity Assur Co	OK	7,640	-2,635	65,694	492	2,380	946	0
American Fidelity Life Ins Co	FL	0	946	7,500	8	0	0	0
American Gen Life Ins Co	TX	139,382	-75,847	1,916,733	3,624	13,053	20,386	6
American Heritage Life Ins Co	FL	1,631	-2,222	30,343	227	0	93	0
American Hlth & Life Ins Co	TX	0	-159	1,675	32	0	30	0
American Income Life Ins Co	IN	12,090	-16,544	124,143	2,285	0	510	0
American Memorial Life Ins Co	SD	41	-229	2,668	48	1	208	11
American Natl Ins Co	TX	20,498	-17,593	128,316	629	2,773	1,792	1
American Natl Life Ins Co of TX	TX	0	0	167	1	0	0	0
American Public Life Ins Co	OK	0	0	0	0	0	0	0
American Republic Ins Co	IA	3,477	-3,478	330	86	0	1	1
American United Life Ins Co	IN	17,083	-15,223	83,329	1,297	6,093	7,310	42
Americo Fin Life & Ann Ins Co	TX	577	-549	5,882	72	422	502	1
Ameritas Life Ins Corp	NE	9,984	-6,378	71,199	623	3,288	1,079	19
Amica Life Ins Co	RI	1,375	-927	19,234	39	0	1	0
Annuity Investors Life Ins Co	OH	0	0	0	0	43	172	0
Anthem Life Ins Co	IN	0	-218	202	3	0	0	0

## LIFE ANNUITY TOTAL BUSINESS 2019 (\$000)

Company Name	Dom	Issued During Current Year	Ceased In Force During Current Year	In Force End of Year	Life Insurance Premiums	Annuity Considerations	Claims and Benefits Paid	Dividends
Assurity Life Ins Co	NE	5,283	-1,540	14,744	65	0	8	9
Athene Ann & Life Assur Co of NY	NY	0	0	179	13	0	14	0
Athene Ann & Life Co	IA	0	-1,698	27,460	322	9,768	4,650	15
Athene Annuity & Life Assur Co	DE	0	-2,462	17,145	94	0	137	1
Atlantic Coast Life Ins Co	SC	0	0	0	0	27	0	0
Aurora Natl Life Assur Co	CA	0	11	606	6	0	229	0
AXA Equitable Life & Ann Co	CO	0	-1	111	1	0	0	0
AXA Equitable Life Ins Co	NY	4,110	-12,637	255,150	1,120	29,343	29,627	243
Baltimore Life Ins Co	MD	45	-236	1,107	29	0	4	0
Bankers Fidelity Life Ins Co	GA	155	-105	365	8	0	0	0
Bankers Life & Cas Co	IL	174	-143	4,500	59	59	172	3
Banner Life Ins Co	MD	85,205	-38,653	832,631	1,339	296	213	1
Beneficial Life Ins Co	UT	0	12	24,089	83	0	143	5
Berkley Life & Hlth Ins Co	IA	0	-1	15	1	0	0	0
Berkshire Hathaway Life Ins Co NE	NE	0	0	0	0	0	28	0
Berkshire Life Ins Co of Amer	MA	0	0	1,900	1	0	0	0
Boston Mut Life Ins Co	MA	0	-402	1,818	24	0	23	2
Brighthouse Life Ins Co	DE	1,000	-40,359	605,878	3,650	2,554	34,342	376
Capitol Life Ins Co	TX	0	0	0	0	109	0	0
Central Security Life Ins Co	TX	0	-49	107	1	0	170	0
Central States H & L Co of Omaha	NE	3,211	-10,219	20,990	42	0	29	0
Chesapeake Life Ins Co	OK	850	-2,070	4,036	28	0	6	0
Church Life Ins Corp	NY	111	-288	3,875	47	9	143	0
CM Life Ins Co	CT	0	-633	4,219	58	8	94	0
CMFG Life Ins Co	IA	21,872	-19,294	58,221	881	1,708	41,855	34
Colonial Life & Accident Ins Co	SC	39,271	-24,303	101,967	609	0	36	0
Colonial Penn Life Ins Co	PA	64	-222	3,725	318	0	117	0
Columbian Mut Life Ins Co	NY	0	-6	176	3	1	6	1
Columbus Life Ins Co	OH	1,650	-344	15,629	247	0	100	2
Combined Ins Co of Amer	IL	1,935	-1,140	4,100	51	0	22	0
Commonwealth Ann & Life Ins Co	MA	0	-209	5,061	33	0	1,492	6
Connecticut Gen Life Ins Co	CT	925	-1,365	25,805	183	0	258	0

## LIFE ANNUITY TOTAL BUSINESS 2019 (\$000)

Company Name	Dom	Issued During Current Year	Ceased In Force During Current Year	In Force End of Year	Life Insurance Premiums	Annuity Considerations	Claims and Benefits Paid	Dividends
Continental Amer Ins Co	NE	80	20	260	0	0	0	0
Continental Gen Ins Co	TX	0	-56	721	8	0	1	0
Country Investors Life Assur Co	IL	0	185	5,553	25	264	468	0
Country Life Ins Co	IL	67,988	-46,113	619,651	2,281	0	656	111
Dearborn Life Ins Co	IL	0	25	671	11	0	14	0
Delaware Life Ins Co	DE	0	25	20,193	2	3,445	2,579	0
Eagle Life Ins Co	IA	0	0	0	0	237	14	0
ELCO Mut Life & Ann	IL	0	0	0	0	0	20	0
EMC Natl Life Co	IA	0	1,835	11,707	8	0	0	1
Equitable Life & Cas Ins Co	UT	0	0	2	0	332	5	0
Equitrust Life Ins Co	IL	0	-239	2,043	0	71	1,591	0
Family Life Ins Co	TX	0	40	237	2	0	0	0
Family Serv Life Ins Co	TX	0	0	0	0	0	0	0
Farmers New World Life Ins Co	WA	1,510	-474	105,771	449	3	216	0
Federal Life Ins Co	IL	0	-105	106	1	0	0	0
Fidelity & Guar Life Ins Co	IA	11,275	-9,818	143,259	863	7,496	1,203	0
Fidelity Investments Life Ins Co	UT	0	-1,750	19,550	36	2,603	4,888	0
Fidelity Life Assn A Legal Reserve L	IL	17,585	-17,836	66,620	364	0	411	0
Fidelity Security Life Ins Co	MO	16,950	-128	18,811	23	0	1	0
First Allmerica Fin Life Ins Co	MA	0	-51	1,017	6	0	117	7
First Cath Slovak Ladies Assn USA	OH	290	-36	603	3	35	0	0
First Hlth Life & Hlth Ins Co	TX	0	0	8	0	0	0	0
First Penn Pacific Life Ins Co	IN	0	-9,000	51,689	99	4	106	0
Foresters Life Ins Ann Co	NY	0	-50	2,096	1	0	64	0
Forethought Life Ins Co	IN	379	-288	3,231	366	5,488	6,280	0
Funeral Directors Life Ins Co	TX	19	-16	595	31	49	119	0
Garden State Life Ins Co	TX	0	-375	3,205	42	0	50	0
Genworth Life & Ann Ins Co	VA	0	-50,514	554,798	1,212	3	2,691	0
Genworth Life Ins Co	DE	0	-9,938	169,629	385	0	4,099	0
Gerber Life Ins Co	NY	5,995	-3,746	96,120	756	0	298	0
Globe Life & Accident Ins Co	NE	17,983	-17,988	87,040	1,045	0	317	0

## LIFE ANNUITY TOTAL BUSINESS 2019 (\$000)

Company Name	Dom	Issued During Current Year	Ceased In Force During Current Year	In Force End of Year	Life Insurance Premiums	Annuity Considerations	Claims and Benefits Paid	Dividends
Golden Rule Ins Co	IN	105	-1,736	6,987	13	7	60	0
Government Personnel Mut Life Ins Co	TX	0	-5	3,210	32	0	0	6
Great Amer Life Ins Co	OH	0	-3,039	3,351	10	868	3,035	0
Great Southern Life Ins Co	TX	0	-71	1,489	20	0	9	0
Great W Life & Ann Ins Co	CO	17,533	-11,647	194,645	2,768	7,196	20,930	2
Guarantee Trust Life Ins Co	IL	0	-81	790	9	0	9	0
Guardian Ins & Ann Co Inc	DE	0	477	3,861	5	713	3,308	0
Guardian Life Ins Co of Amer	NY	44,460	11,764	925,767	3,103	0	33,204	672
Guggenheim Life & Ann Co	DE	0	-7,993	165	2	360	147,113	0
Hartford Life & Accident Ins Co	CT	658,129	275,229	2,430,335	3,804	0	3,702	0
HCC Life Ins Co	IN	0	0	227	2	0	0	0
Heartland Natl Life Ins Co	IN	0	0	3	0	0	0	0
Homesteaders Life Co	IA	803	-215	2,844	829	6	302	0
Horace Mann Life Ins Co	IL	1,686	-5,756	89,634	369	1,602	1,210	0
IA Amer Life Ins Co	TX	8,580	-2,583	9,958	120	11	1	0
Idealife Ins Co	CT	0	-11	558	3	0	1	0
Independent Order of Foresters Us Br	NY	7,531	-3,049	36,796	527	0	154	10
Industrial Alliance Ins & Fin Serv I	TX	0	0	536	7	0	0	0
Integrity Life Ins Co	OH	0	24	718	0	0	348	0
Investors Heritage Life Ins Co	KY	2	0	65	4	6	22	0
Investors Life Ins Co N Amer	TX	0	22	388	5	0	6	0
Jackson Natl Life Ins Co	MI	25	-31,170	181,088	845	22,318	23,876	3
Jefferson Natl Life Ins Co	TX	0	-53	2,563	73	103	503	61
John Alden Life Ins Co	WI	0	0	0	8	0	0	0
John Hancock Life & Hlth Ins Co	MA	0	5	104	0	0	0	0
John Hancock Life Ins Co USA	MI	35,994	-89,447	752,250	6,389	63	163,785	615
Kansas City Life Ins Co	MO	1,500	-20	18,763	114	401	287	4
Knights of Columbus	CT	7,714	-3,893	61,712	335	0	175	51
Lafayette Life Ins Co	OH	2,280	166	4,140	101	169	306	4
Landmark Life Ins Co	TX	0	0	45	5	0	0	0
Liberty Bankers Life Ins Co	OK	0	7	55	0	40	203	0
Liberty Natl Life Ins Co	NE	12,118	-4,374	150,801	1,093	0	165	0

## LIFE ANNUITY TOTAL BUSINESS 2019 (\$000)

Company Name	Dom	Issued During Current Year	Ceased In Force During Current Year	In Force End of Year	Life Insurance Premiums	Annuity Considerations	Claims and Benefits Paid	Dividends
Life Ins Co of N Amer	PA	99,659	62,624	1,081,330	2,198	0	3,384	0
Life Ins Co of The Southwest	TX	25,677	-15,455	210,063	1,453	122	9,316	0
LifeMap Assur Co	OR	0	583	2,473	3	0	0	0
LifeSecure Ins Co	MI	0	0	422	3	0	158	0
Lifewise Assur Co	WA	0	0	140	1	0	0	0
Lincoln Benefit Life Co	NE	0	-100,234	1,144,011	3,333	5	2,100	0
Lincoln Heritage Life Ins Co	IL	164	-269	1,954	150	0	110	0
Lincoln Life & Ann Co of NY	NY	0	-69	338	2	0	9	0
Lincoln Life Assur Co of Boston	NH	308	-11,812	174,714	410	0	1,256	0
Lincoln Natl Life Ins Co	IN	170,704	-181,571	1,760,373	18,763	41,279	40,426	38
Lombard Intl Life Assur Co	PA	396,990	-6,340	4,455,077	164,896	1	44,746	0
Loyal Amer Life Ins Co	OH	3	-20	83	3	0	1	0
Lumico Life Ins Co	MO	5,677	-961	6,462	79	0	0	0
Madison Natl Life Ins Co Inc	WI	0	-234	728	13	16	17	0
Manhattan Life Ins Co	NY	0	-16	66	2	74	16	0
Manhattan Natl Life Ins Co	OH	0	-29	1,596	10	0	0	0
ManhattanLife Assur Co of Amer	AR	0	0	0	1	0	0	0
Massachusetts Mut Life Ins Co	MA	41,600	-11,976	434,580	8,769	6,773	11,074	779
Medico Ins Co	IA	0	-5	8	0	0	0	0
Members Life Ins Co	IA	0	-1	3	0	8,098	586	0
Metropolitan Life Ins Co	NY	180,148	30,133	7,712,884	12,498	1,918	36,846	682
Metropolitan Tower Life Ins Co	NE	0	-2,531	26,576	209	923	736	37
Mid West Natl Life Ins Co of TN	TX	0	-26	1,272	9	1	0	0
Midland Natl Life Ins Co	IA	37,528	-18,578	323,416	3,330	898	3,859	10
Midwestern United Life Ins Co	IN	0	-6	149	0	0	7	0
Minnesota Life Ins Co	MN	43,010	-94,835	552,957	8,254	2,468	9,599	78
MML Bay State Life Ins Co	CT	0	-113	1,647	15	0	1	0
Mony Life Ins Co	NY	0	-11,214	125,674	1,235	0	5,986	807
Mony Life Ins Co of Amer	AZ	1,955	-6,958	74,327	647	166	3,489	0
Mutual of Amer Life Ins Co	NY	703	-1,066	3,815	28	79	18,938	0
Mutual Trust Life Ins Co a Pan Amer	IL	35	-3,724	5,830	48	0	47	3
Nassau Life & Ann Co	CT	0	1,750	5,500	6	0	0	0

## LIFE ANNUITY TOTAL BUSINESS 2019 (\$000)

Company Name	Dom	Issued During Current Year	Ceased In Force During Current Year	In Force End of Year	Life Insurance Premiums	Annuity Considerations	Claims and Benefits Paid	Dividends
Nassau Life Ins Co	NY	0	233	23,892	188	0	272	47
Nassau Life Ins Co of TX	TX	0	-5	205	6	0	15	0
National Benefit Life Ins Co	NY	22	93	1,839	8	0	0	0
National Farmers Union Life Ins Co	TX	0	-67	1,074	12	0	1	0
National Guardian Life Ins Co	WI	18	-398	2,685	48	2	54	1
National Hlth Ins Co	TX	1,135	205	1,370	11	0	0	0
National Life Ins Co	VT	650	-237	8,125	55	0	140	10
National Western Life Ins Co	CO	163	-659	3,319	18	24	475	0
Nationwide Life & Ann Ins Co	OH	26,223	963	159,005	1,659	6,839	203	0
Nationwide Life Ins Co	OH	725	-4,486	80,108	170	5,696	10,589	22
New England Life Ins Co	MA	0	158	6,687	49	1	35	0
New York Life Ins & Ann Corp	DE	27,085	-35,284	707,659	6,555	58,379	42,667	0
New York Life Ins Co	NY	565,878	-597,366	6,915,690	43,074	1,727	55,434	14,030
North Amer Co Life & Hlth Ins	IA	10,487	-4,766	153,443	709	1,540	1,098	0
Northwestern Mut Life Ins Co	WI	79,944	-49,887	1,124,540	6,816	835	6,786	3,343
NYLife Ins Co of AZ	AZ	0	-18,290	60,460	326	0	0	0
Occidental Life Ins Co of NC	TX	185	-295	1,235	11	2	7	0
Ohio Natl Life Assur Corp	OH	31,770	-4,305	101,294	349	0	95	0
Ohio Natl Life Ins Co	OH	3,775	2,872	13,111	306	0	669	52
Ohio State Life Ins Co	TX	0	-146	3,068	20	0	8	0
Old Republic Life Ins Co	IL	0	-1,320	3,430	4	0	10	0
Oxford Life Ins Co	AZ	0	0	70	7	382	73	0
Pacific Guardian Life Ins Co Ltd	HI	0	2	1,074	22	0	0	0
Pacific Life & Ann Co	AZ	0	0	0	0	0	337	0
Pacific Life Ins Co	NE	51,288	-30,583	709,856	4,472	3,779	11,322	5
Pan Amer Life Ins Co	LA	150	-158	119	1	0	0	0
Parker Centennial Assur Co	WI	0	0	0	0	165	0	0
Paul Revere Life Ins Co	MA	0	0	18	0	0	0	0
Pavonia Life Ins Co of MI	MI	0	-750	6,810	26	0	200	0
Penn Ins & Ann Co	DE	6,933	-753	24,352	741	0	723	0
Penn Mut Life Ins Co	PA	18,609	-8,499	35,437	318	966	860	48
PHL Variable Ins Co	CT	197	-7,519	63,770	430	0	103	0

## LIFE ANNUITY TOTAL BUSINESS 2019 (\$000)

Company Name	Dom	Issued During Current Year	Ceased In Force During Current Year	In Force End of Year	Life Insurance Premiums	Annuity Considerations	Claims and Benefits Paid	Dividends
Physicians Life Ins Co	NE	52	-610	5,469	298	0	198	0
Pioneer Amer Ins Co	TX	208	-982	3,727	70	26	2	0
Primerica Life Ins Co	TN	45,920	-123,081	1,098,833	3,745	0	3,641	0
Principal Life Ins Co	IA	122,018	-643,774	373,684	8,640	5,425	2,499	47
Principal Natl Life Ins Co	IA	25,600	-4,405	205,272	582	0	0	0
Protective Life Ins Co	TN	85,715	-50,765	922,739	2,236	512	2,409	2
Provident Life & Accident Ins Co	TN	721	-925	6,879	102	0	116	0
Pruco Life Ins Co	AZ	229,673	156,695	2,785,181	41,252	10,046	15,324	0
Prudential Ann Life Assur Corp	AZ	0	-449	0	2	2,112	2,481	0
Prudential Ins Co of Amer	NJ	149,322	-400,275	1,596,789	6,876	2,789	44,184	1,379
Prudential Retirement Ins & Ann Co	CT	0	0	0	0	0	398	0
Reliable Life Ins Co	MO	10	-6	310	1	0	2	0
Reliance Standard Life Ins Co	IL	24,217	18,697	592,912	1,404	212	1,170	0
Reliastar Life Ins Co	MN	108	-39,640	871,353	3,340	804	12,881	35
Reliastar Life Ins Co of NY	NY	0	-94	4,388	13	0	51	0
Reserve Natl Ins Co	IL	1	0	0	0	0	0	0
RiverSource Life Ins Co	MN	32,301	-4,184	177,292	2,050	6,606	6,531	0
S USA Life Ins Co Inc	AZ	31	-15	136	5	0	0	0
SBLI USA Life Ins Co Inc	NY	0	71	486	4	0	0	1
Securian Life Ins Co	MN	8,070	50,638	2,289,687	3,754	51	3,603	0
Security Benefit Life Ins Co	KS	0	-833	10,472	94	2,924	3,866	1
Security Life of Denver Ins Co	CO	771	-1,448	96,786	812	0	853	0
Security Mut Life Ins Co of NY	NY	437	-2,585	4,318	85	0	72	1
Security Natl Life Ins Co	UT	25	15	733	15	0	7	0
Senior Life Ins Co	GA	30	-74	203	8	0	0	0
Sentry Life Ins Co	WI	0	-1,020	8,214	32	123	140	0
Settlers Life Ins Co	WI	0	6	103	0	0	0	0
Shenandoah Life Ins Co	VA	0	-10	575	4	0	0	0
Sons of Norway	MN	3,134	-2,780	46,440	185	523	541	5
Standard Ins Co	OR	371,964	13,479	626,657	1,237	1,087	11,232	88
Standard Life & Accident Ins Co	TX	14	-511	694	3	0	8	0
Standard Security Life Ins Co of NY	NY	0	0	73	1	0	0	0
Starmount Life Ins Co	ME	0	0	75	1	0	0	0



## LIFE ANNUITY TOTAL BUSINESS 2019 (\$000)

Company Name	Dom	Issued During Current Year	Ceased In Force During Current Year	In Force End of Year	Life Insurance Premiums	Annuity Considerations	Claims and Benefits Paid	Dividends
State Farm Life Ins Co	IL	331,371	-282,068	3,380,144	15,787	1,297	9,050	1,334
State Life Ins Co	IN	521	5	3,036	339	100	73	1
State Mut Ins Co	GA	0	0	48	2	0	5	1
Sterling Investors Life Ins Co	IN	0	0	0	2	0	0	0
Sun Life & Hlth Ins Co	MI	0	0	126	0	0	0	0
Sunset Life Ins Co of Amer	MO	0	-4,075	26,190	197	0	315	4
Surety Life Ins Co	NE	0	-360	5,682	49	0	11	0
Swiss Re Life & Hlth Amer Inc	MO	0	0	0	0	0	5	0
Symetra Life Ins Co	IA	4,480	-2,294	840,697	2,297	4,093	6,301	0
Talcott Resolution Life & Ann Ins Co	CT	0	-31,638	300,890	1,093	0	4,032	0
Talcott Resolution Life Ins Co	CT	0	-88,236	974,687	8,636	44	48,619	1
Teachers Ins & Ann Assoc of Amer	NY	0	250	13,731	249	11,679	10,928	168
Texas Life Ins Co	TX	13,694	-5,574	72,485	604	0	208	1
The Cincinnati Life Ins Co	OH	3,800	784	35,677	87	0	51	0
The Savings Bank Mut Life Ins Co of	MA	25,325	-2,273	197,116	223	300	0	10
Thrivent Financial For Lutherans	WI	23,693	-12,546	408,327	2,782	3,207	8,834	549
TIAA Cref Life Ins Co	NY	24,597	-3,269	87,329	4,099	237	101	0
Time Ins Co II	WI	0	-315	431	17	0	0	0
Trans World Assur Co	CA	1,017	-293	8,198	19	0	9	0
Transamerica Financial Life Ins Co	NY	0	773	3,487	31	0	8,168	0
Transamerica Life Ins Co	IA	20,077	-40,907	657,573	3,157	2,597	13,740	26
Transamerica Premier Life Ins Co	IA	20,915	-22,971	291,478	2,175	674	3,358	0
Trustmark Ins Co	IL	35	-155	1,015	50	0	17	0
Trustmark Life Ins Co	IL	0	-8	198	1	0	4	0
Unified Life Ins Co	TX	0	0	128	1	0	5	0
Unimerica Ins Co	WI	0	0	0	0	0	0	0
Union Fidelity Life Ins Co	KS	0	-132	833	20	0	36	0
Union Labor Life Ins Co	MD	1,260	-2,741	15,630	110	0	47	2
Union Security Ins Co	KS	0	-163,850	9,651	382	11	272	13
United Amer Ins Co	NE	0	-10	111	2	0	1	0
United Fidelity Life Ins Co	TX	0	-19	462	11	0	2	0
United Heritage Life Ins Co	ID	1	360	2,214	12	0	38	1
United of Omaha Life Ins Co	NE	14,285	-141,016	358,114	2,309	156	2,071	0

## LIFE ANNUITY TOTAL BUSINESS 2019 (\$000)

Company Name	Dom	Issued During Current Year	Ceased In Force During Current Year	In Force End of Year	Life Insurance Premiums	Annuity Considerations	Claims and Benefits Paid	Dividends
United Security Assur Co of PA	PA	0	0	60	0	0	0	0
United States Life Ins Co in the Cit	NY	0	-189	3,307	28	0	670	0
United World Life Ins Co	NE	0	11	305	3	0	0	0
UnitedHealthcare Ins Co	CT	0	3,922	12,091	27	0	0	0
Unum Life Ins Co of Amer	ME	114,305	-177,720	2,483,836	6,193	0	3,431	8
US Br Great West Life Assur Co	MI	0	-329	1,118	8	0	66	4
US Br Sun Life Assur Co of Canada	MI	2,799	208,065	441,145	1,179	0	896	176
US Business of Canada Life Assur Co	MI	0	-4,237	20,626	217	0	108	10
US Financial Life Ins Co	AZ	0	-1,485	25,839	105	0	401	0
USAA Life Ins Co	TX	207,104	-130,044	2,217,899	5,075	2,644	6,202	149
USAble Life	AR	380	-25,929	201,211	912	0	389	0
Vantis Life Ins Co	CT	300	-600	958	5	0	349	0
Variable Ann Life Ins Co	TX	0	250	250	0	14,210	18,877	0
Voya Ins & Ann Co	IA	0	-123	1,015	15	51	5,215	11
Voya Retirement Ins & Ann Co	CT	0	-970	10,548	142	18,291	14,817	0
Washington Natl Ins Co	IN	550	-768	2,777	23	0	301	1
West Coast Life Ins Co	NE	0	-35,439	197,721	421	0	8	2
Western Southern Life Assur Co	OH	0	-188	6,114	68	6,931	145	0
Western United Life Assur Co	WA	0	0	0	0	671	801	0
Wilcac Life Ins Co	IL	0	-736	2,198	26	0	318	10
Wilco Life Ins Co	IN	0	-2,290	14,847	127	0	26	1
Wilton Reassur Life Co of NY	NY	0	-300	3,446	19	0	5	0
Woodmen World Life Ins Soc	NE	70	1,897	7,648	57	9	186	15
Zurich Amer Life Ins Co	IL	0	28,320	401,995	17,131	9	58	0
<b>Total Companies: 281</b>		<b>5,276,766</b>	<b>-6,234,063</b>	<b>67,504,016</b>	<b>521,948</b>	<b>383,228</b>	<b>1,218,551</b>	<b>26,421</b>

# HEALTH INSURERS

Recap **44**

Claims Survey **44**

Individual **45**

Group **46**

Admitted Companies **47**

Market Share **48-49**

Total Business **50-54**

## ACCIDENT & HEALTH RECAP 2019 (\$000)

	Premiums	Direct Earned Premiums	Direct Losses Paid	Direct Losses Incurred
<b>Group</b>				
Property	7,515	6,943	4,080	4,639
Life	239,260	240,080	199,796	189,602
Health	296,894	292,944	220,202	222,167
<b>Subtotal</b>	<b>543,669</b>	<b>539,967</b>	<b>424,077</b>	<b>416,408</b>
<b>Credit</b>				
Property	25	33	7	-10
Life	119	231	16	-20
<b>Subtotal</b>	<b>145</b>	<b>265</b>	<b>22</b>	<b>(30)</b>
<b>Federal Employees Health Benefits Program*</b>				
Life	12,202	12,142	14,783	15,048
Health	450,129	450,129	409,684	425,911
<b>Subtotal</b>	<b>462,332</b>	<b>462,272</b>	<b>424,467</b>	<b>440,959</b>
<b>Medicare Title XVIII*</b>				
Life	17,587	17,917	14,558	14,775
Health	18,283	15,779	10,280	10,925
<b>Subtotal</b>	<b>35,870</b>	<b>33,696</b>	<b>24,837</b>	<b>25,700</b>
<b>All Other</b>				
Property	5,885	5329	6452	7654
Life	40,759	40996	18384	15291
Health	180,258	172484	184236	181335
<b>Subtotal</b>	<b>226,902</b>	<b>218,809</b>	<b>209,072</b>	<b>204,281</b>
<b>Total</b>	<b>1,268,918</b>	<b>1,255,009</b>	<b>1,082,476</b>	<b>1,087,317</b>

Note: Health insurance coverage is written by various types of companies. These companies may be structured differently and may have different reporting requirements based on their type. This section on health insurance coverage written in Alaska reports information regardless of the type of insurer except where noted.

\*Premium taxes are not charged on federal programs.

## HEALTH INSURANCE CLAIMS SURVEY 2019

Total # of claims incurred during the reporting year?	1,677,682
1. Of the incurred claims, how many of these were CLEAN claims*?	1,583,693
A. Of the incurred CLEAN claims, how many of these were paid within 30 days of receipt of initial claim?	1,529,101
2. Of the incurred claims, how many of these were not CLEAN claims?	93,989
A. Of the incurred claims that were not CLEAN, how many provided notice within 30 days of receipt of initial claim?	90,996
B. Of the incurred claims that were not CLEAN, how many of these were paid within 15 days after receipt of information requested OR within the 30 after receipt of the initial claim?	37,282
3. Of the incurred claims, how many had INTEREST PAID during the reporting year due to late payment of claims?	9,331
A. Of the incurred claims that had INTEREST PAID, what is the total dollar amount paid during the reporting year due to late payment of claims?	239,225

\* "Clean claim" means a claim that does not have a defect or impropriety, including a lack of any required substantiating documentation, or a particular circumstance requiring special treatment that prevents timely payment of the claim.

AS 21.06.110(10) requires the division to report the number of rate filing comments; the division did not receive any this year. We also do not have changes to the division's efforts to improve or maintain public access to information on individual health insurance rate filings before they become effective."

## INDIVIDUAL HEALTH INSURANCE 2019

Product	# New Policies Issued	# Policies Terminated	# Policies In Force End of Year	# Individuals Covered End of Year	Member Months	Direct Premium Paid	Direct Losses Paid
Comprehensive Major Medical							
Direct*	3,894	4,115	11,196	16,792	217,716	155,611,710	165,116,272
Short-Term Medical	-	-	170	295	3,025	466,947	831,665
Accident or AD&D	10,041	9,087	83,186	131,655	1,577,743	5,090,883	1,610,429
Dental	1,480	1,602	3,607	4,858	58,537	2,464,138	1,330,772
Disability Income	1,772	1,860	8,178	8,259	97,696	10,898,678	3,868,184
Fixed Indemnity	1,045	1,389	5,073	8,570	101,037	2,811,970	974,896
Long Term Care	65	171	4,590	4,888	59,713	11,243,612	6,070,927
Medicare Supplement	1,558	824	7,336	7,360	81,984	13,881,614	10,394,849
Specified Disease	1,445	2,668	9,945	17,529	205,084	5,170,612	1,889,827
Vision	472	410	1,257	2,060	19,240	351,929	152,420
Other**	89	41	261	371	4,344	89,663	3,652
Total***	21,861	22,167	134,799	202,637	2,426,119	208,081,756	192,243,893

\*Losses are prior to the Alaska Reinsurance Program

\*\*Other includes Health - Travel, Home Care, Recovery Care.

\*\*\*Totals must balance to the NAIC Annual statement Alaska State Page, as described in the instructions for this Health Insurance Survey.

## GROUP HEALTH INSURANCE 2019

Product	# New Policies Issued	# Policies Terminated	# Policies In Force End of Year	# Individuals Covered End of Year	Member Months	Direct Premium Paid	Direct Losses Paid
Comprehensive Major Medical							
Single Employer (1-50 employees)	185	213	1,355	14,104	170,315	148,505,355	113,091,404
Single Employer (51+ employees)	127	121	474	24,611	307,819	171,323,147	151,848,983
Multiple Employer Assoc or Trust	0	0	2	1,536	17,030	14,260,318	10,318,210
Other Group	1	0	7	440	5,553	1,388,368	1,455,557
Accident or AD&D	625	402	3,001	453,376	4,476,915	13,204,117	4,807,563
Dental	612	429	2,771	61,319	805,080	29,510,320	25,114,376
Disability Income	332	107	2,005	138,672	1,712,631	46,476,440	31,578,976
Fixed Indemnity	10	101	842	3,664	33,538	1,212,386	743,760
Long Term Care	2	13	196	1,904	22,470	2,135,217	1,866,044
Medicare Supplement	4,209	4,003	10,116	10,230	121,024	22,333,108	17,964,442
Specified Disease	59	81	342	18,879	210,410	3,336,208	1,069,167
Vision	155	64	1,269	216,579	576,206	4,494,465	2,783,787
Other*	69	29	272	60,840	687,368	923,946	653,878
<b>Total**</b>	<b>6,386</b>	<b>5,563</b>	<b>22,652</b>	<b>1,006,154</b>	<b>9,146,359</b>	<b>459,103,395</b>	<b>363,296,147</b>
Other Business							
Stop Loss	127	114	557	121,752	1,523,864	97,580,352	72,925,128
Administrative Services Only	113	77	924	267,415	3,232,861		
Administrative Service Contracts	0	0	2	73,452	879,134		

\*Other includes Student Health - Travel, Hospital Surgical Expense, Limited Benefit, etc.

\*\*Totals must balance to the NAIC Annual statement Alaska State Page, as described in the instructions for this Health Insurance Survey.

## ADMITTED COMPANIES 2019 - HEALTH (\$000)

NAIC #	Company Name	Assets	Surplus
63444	Accendo Ins Co	66,072	37,560
72052	Aetna Hlth Ins Co	40,778	13,882
12567	Care Improvement Plus S Central Ins	772,378	497,730
80799	Celtic Ins Co	2,253,428	405,317
78301	Clear Spring Hlth Ins Co	11,436	11,213
86371	Clover Ins Co	145,254	55,616
81973	Coventry Hlth & Life Ins Co	1,200,025	881,463
81396	Delta Dental Ins Co	359,290	206,196
54941	Delta Dental Plan of OR	188,726	155,134
73474	Dentegra Ins Co	115,317	38,242
67636	DSM USA Ins Co Inc	10,564	8,646
88595	EmpheSys Ins Co	5,044	4,203
12747	Envision Ins Co	704,270	54,782
85286	Fresenius Hlth Plans Ins Co	30,320	28,406
78611	HCSC Ins Serv Co	897,872	236,352
70670	Health Care Serv Corp A Mut Legal Re	29,355,659	18,526,222
12902	Healthspring Life & Hlth Ins Co Inc	1,096,648	601,363
71768	HM Hlth Ins Co	61,411	22,311
60052	Humana Benefit Plan of IL Inc	757,149	416,047
73288	Humana Ins Co	7,990,534	4,129,405

NAIC #	Company Name	Assets	Surplus
70580	Humanadental Ins Co	142,330	75,553
63762	Medco Containment Life Ins Co	981,022	268,293
18750	Merit Hlth Ins Co	94,851	34,563
16628	Moda Assur Co	3,140	3,040
47098	Moda Hlth Plan Inc	291,144	99,616
88080	Omaha Hlth Ins Co	93,086	62,597
47570	Premera Blue Cross	3,602,189	2,314,233
71420	Sierra Hlth & Life Ins Co Inc	5,301,100	2,956,837
12575	SilverScript Ins Co	2,875,305	1,128,230
84549	Symphonix Hlth Ins Inc	203,083	108,697
14208	Tongass Timber Ins Exchange	5,114	4,565
85766	United Concordia Ins Co	267,265	162,555
97772	US Hlth & Life Ins Co Inc	28,804	15,414
39616	Vision Serv Plan Ins Co	342,990	189,245
53031	VSP Vision Care Inc	57,286	32,203
83445	WellCare Hlth Ins of AZ Inc	208,121	75,673
64467	WellCare Hlth Ins of KY Inc	774,827	303,637
10155	WellCare Prescription Ins Inc	953,474	233,563
12339	Western Grocers Employee Benefit Tru	5,522	601
Total Companies: 39		62,292,827	34,399,205

## ACCIDENT & HEALTH MARKET SHARE 2019 (\$000)

Group		
Company Name	% of Market	Direct Prems Written
Premera Blue Cross	51.51%	280,023
Aetna Life Ins Co	8.66%	47,074
UnitedHealthcare Ins Co	5.92%	32,191
Lifewise Assur Co	3.70%	20,117
US Br Sun Life Assur Co of Canada	2.71%	14,760
Unum Life Ins Co of Amer	2.11%	11,472
Reliastar Life Ins Co	2.09%	11,375
Cigna Hlth & Life Ins Co	1.87%	10,145
Metropolitan Life Ins Co	1.85%	10,082
HCC Life Ins Co	1.42%	7,701
Nationwide Life Ins Co	1.37%	7,461
Moda Hlth Plan Inc	1.29%	7,026
Union Labor Life Ins Co	1.13%	6,147
Life Ins Co of N Amer	1.13%	6,133
Companion Life Ins Co	1.08%	5,888
Symetra Life Ins Co	1.05%	5,718
Hartford Life & Accident Ins Co	0.97%	5,297
Principal Life Ins Co	0.83%	4,508
Tongass Timber Ins Exchange	0.81%	4,413
Guardian Life Ins Co of Amer	0.80%	4,349

Credit		
Company Name	% of Market	Direct Prems Written*
American Republic Ins Co	35.42%	51
Minnesota Life Ins Co	26.15%	38
American Natl Ins Co	13.25%	19
American Bankers Ins Co of FL	8.07%	12
CMFG Life Ins Co	4.39%	6
American Security Ins Co	4.11%	6
American Bankers Life Assur Co of FL	3.43%	5
State Farm Mut Auto Ins Co	3.22%	5
Transamerica Cas Ins Co	1.10%	2
Central States Ind Co of Omaha	0.86%	1
Securian Life Ins Co	0.02%	0
Transamerica Life Ins Co	0.01%	0
Central States H & L Co of Omaha	-0.03%	0

Medicare Title XVIII		
Company Name	% of Market	Direct Prems Written
Humana Ins Co	23.67%	8,495
UnitedHealthcare Ins Co	22.34%	8,015
Aetna Life Ins Co	17.61%	6,319
WellCare Prescription Ins Inc	9.44%	3,388
Cigna Hlth & Life Ins Co	9.02%	3,238
Sierra Health & Life Ins Co Inc	7.34%	2,632
Envision Ins Co	4.85%	1,742
SilverScript Ins Co	2.74%	982
Medco Containment Life Ins Co	2.65%	951
Omaha Hlth Ins Co	0.26%	94
First Hlth Life & Hlth Ins Co	0.09%	34
Symphonix Hlth Ins Inc	0.00%	-1
Unicare Life & Hlth Ins Co	-0.02%	-7

Federal Employees Health Benefits		
Company Name	% of Market	Direct Prems Written
Premera Blue Cross	97.36%	450,129
Aetna Life Ins Co	2.64%	12,189
UnitedHealthcare Ins Co	0.00%	13

All Other		
Company Name	% of Market	Direct Prems Written
Premera Blue Cross	75.25%	170,758
American Family Life Assur Co of Col	4.24%	9,612
Mutual of Omaha Ins Co	1.87%	4,239
State Farm Mut Auto Ins Co	1.62%	3,679
Genworth Life Ins Co	1.53%	3,467
Delta Dental Plan of OR	1.44%	3,276
VSP Vision Care Inc	1.37%	3,107
Colonial Life & Accident Ins Co	1.12%	2,539
Humana Ins Co	0.81%	1,849
Berkshire Life Ins Co of Amer	0.74%	1,686
New York Life Ins Co	0.73%	1,664
John Hancock Life Ins Co USA	0.53%	1,194
American Fidelity Assur Co	0.52%	1,179
Northwestern Mut Life Ins Co	0.49%	1,119
Loyal Amer Life Ins Co	0.44%	995
USAA Life Ins Co	0.42%	947
Provident Life & Accident Ins Co	0.40%	910
Principal Life Ins Co	0.38%	868
Metropolitan Life Ins Co	0.36%	819
Delta Dental Ins Co	0.32%	722

\*Premiums under \$500 are rounded to zero.



## ACCIDENT & HEALTH MARKET SHARE FY 2020 (\$000)

Total		
Company Name	% of Market	Direct Prems Written
Premera Blue Cross	71.39%	900,910
Aetna Life Ins Co	5.20%	65,586
UnitedHealthcare Ins Co	3.19%	40,219
Lifewise Assur Co	1.59%	20,117
US Br Sun Life Assur Co of Canada	1.17%	14,760
Cigna Hlth & Life Ins Co	1.08%	13,613
Unum Life Ins Co of Amer	0.93%	11,714
Reliastar Life Ins Co	0.90%	11,376
Metropolitan Life Ins Co	0.86%	10,901
Humana Ins Co	0.82%	10,372
American Family Life Assur Co of Col	0.76%	9,613
HCC Life Ins Co	0.61%	7,701
Nationwide Life Ins Co	0.59%	7,465
Moda Hlth Plan Inc	0.56%	7,118
Union Labor Life Ins Co	0.49%	6,147
Life Ins Co of N Amer	0.49%	6,145
Companion Life Ins Co	0.47%	5,888
Symetra Life Ins Co	0.45%	5,719
Principal Life Ins Co	0.43%	5,376
Hartford Life & Accident Ins Co	0.42%	5,297

## ACCIDENT & HEALTH TOTAL BUSINESS 2019 (\$000)

Company Name	DOM	Direct Written Prem	Direct Earned Prem	Divi-dends Paid	Direct Losses Paid	Direct Losses Incurred	Company Name	DOM	Direct Written Prem	Direct Earned Prem	Divi-dends Paid	Direct Losses Paid	Direct Losses Incurred
21st Century Premier Ins Co	PA	0	0	0	0	0	American Security Ins Co	DE	6	6	0	0	0
4 Ever Life Ins Co	IL	669	669	0	455	466	Americo Fin Life & Ann Ins Co	TX	1	1	0	0	0
AAA Life Ins Co	MI	106	106	0	29	-32	Ameritas Life Ins Corp	NE	1,107	1,103	0	501	516
Ability Ins Co	NE	0	1	0	8	-221	Amex Assur Co	IL	86	86	0	0	10
Ace Amer Ins Co	PA	2,004	1,980	0	465	554	Arch Ins Co	MO	53	60	0	55	58
Aegis Security Ins Co	PA	1	1	0	0	0	Assurity Life Ins Co	NE	102	101	0	56	116
Aetna Hlth & Life Ins Co	CT	4	4	0	7	7	Athene Annuity & Life Assur Co	DE	16	16	0	0	0
Aetna Life Ins Co	CT	65,586	66,169	0	80,019	62,429	Atlantic Specialty Ins Co	NY	0	0	0	0	0
All Savers Ins Co	IN	0	0	0	0	0	AXA Equitable Life Ins Co	NY	103	99	0	151	151
Allianz Life Ins Co of N Amer	MN	260	270	0	37	39	Axis Ins Co	IL	63	49	0	1	-1
Allstate Life Ins Co	IL	58	59	0	24	26	Baltimore Life Ins Co	MD	0	0	0	0	0
Amalgamated Life Ins Co	NY	0	0	0	0	0	Bankers Fidelity Life Ins Co	GA	37	0	0	0	0
American Alt Ins Corp	DE	106	106	0	242	21	Bankers Life & Cas Co	IL	74	99	0	489	589
American Bankers Ins Co of FL	FL	12	12	0	0	-2	Banner Life Ins Co	MD	10	10	0	0	0
American Bankers Life Assur Co of FL	FL	5	5	0	0	-2	BCS Ins Co	OH	34	34	0	16	17
American Family Life Assur Co of Col	NE	9,613	9,728	0	3,523	3,550	Benchmark Ins Co	KS	822	822	0	773	489
American Fidelity Assur Co	OK	2,017	2,105	0	822	1,213	Berkley Life & Hlth Ins Co	IA	854	851	0	222	889
American Gen Life Ins Co	TX	121	128	0	39	30	Berkshire Hathaway Specialty Ins Co	NE	454	454	0	2,241	2,463
American Heritage Life Ins Co	FL	1,107	1,107	0	381	381	Berkshire Life Ins Co of Amer	MA	1,686	1,685	0	194	-1,130
American Hlth & Life Ins Co	TX	33	36	0	0	0	Best Life & Hlth Ins Co	TX	258	254	0	104	105
American Home Assur Co	NY	2	2	0	0	0	Boston Mut Life Ins Co	MA	2	1	0	0	0
American Income Life Ins Co	IN	274	275	0	108	230	Brighthouse Life Ins Co	DE	47	80	0	170	521
American Natl Ins Co	TX	20	99	0	9	-6	Catlin Ins Co	TX	25	33	0	0	10
American Natl Life Ins Co of TX	TX	4	4	0	1	1	Celtic Ins Co	IL	4	4	0	0	0
American Public Life Ins Co	OK	12	12	0	4	4	Central States H & L Co of Omaha	NE	22	162	0	10	-9
American Republic Ins Co	IA	72	80	0	12	12	Central States Ind Co of Omaha	NE	1	1	0	0	0

## ACCIDENT & HEALTH TOTAL BUSINESS 2019 (\$000)

Company Name	DOM	Direct Written Prem	Direct Earned Prem	Divi-dends Paid	Direct Losses Paid	Direct Losses Incurred
Centre Life Ins Co	MA	18	19	0	0	0
Chesapeake Life Ins Co	OK	431	438	0	32	50
Cigna Hlth & Life Ins Co	CT	13,613	13,885	0	12,484	12,633
CMFG Life Ins Co	IA	1,339	1,352	0	551	766
Colonial Life & Accident Ins Co	SC	3,203	3,234	0	856	849
Colonial Penn Life Ins Co	PA	34	33	0	15	15
Combined Ins Co of Amer	IL	57	57	0	13	-2
Commercial Travelers Life Ins Co	NY	0	0	0	0	0
Companion Life Ins Co	SC	5,888	5,988	0	2,289	2,379
Connecticut Gen Life Ins Co	CT	10	5	0	2	1
Continental Amer Ins Co	NE	785	806	0	112	119
Continental Cas Co	IL	674	515	0	971	177
Continental Gen Ins Co	TX	99	96	0	69	188
Country Life Ins Co	IL	113	114	0	81	85
Dearborn Life Ins Co	IL	0	0	0	5	5
Delaware Amer Life Ins Co	DE	0	0	0	0	0
Delta Dental Ins Co	DE	722	717	0	815	797
Delta Dental Plan of OR	OR	3,276	3,276	0	2,490	2,495
Elips Life Ins Co	MO	0	0	0	0	0
Envision Ins Co	OH	1,747	1,747	0	1,432	1,531
Equitable Life & Cas Ins Co	UT	19	0	0	105	114
Equitable Natl Life Ins Co Inc	UT	0	0	0	0	0
Family Heritage Life Ins Co of Amer	OH	45	45	0	30	29
Family Life Ins Co	TX	0	0	0	0	0
Farmers New World Life Ins Co	WA	4	4	0	2	2
Federal Ins Co	IN	327	341	0	466	539

Company Name	DOM	Direct Written Prem	Direct Earned Prem	Divi-dends Paid	Direct Losses Paid	Direct Losses Incurred
Federal Life Ins Co	IL	0	0	0	0	0
Fidelity Life Assn A Legal Reserve L	IL	0	0	0	0	0
Fidelity Security Life Ins Co	MO	824	824	0	1,274	1,249
First Hlth Life & Hlth Ins Co	TX	83	58	0	105	36
Forethought Life Ins Co	IN	45	45	0	0	0
Garden State Life Ins Co	TX	0	0	0	0	0
Genworth Life & Ann Ins Co	VA	4	4	0	0	0
Genworth Life Ins Co	DE	3,852	3,916	0	1,072	1,462
Gerber Life Ins Co	NY	982	969	0	1,247	1,230
Globe Life & Accident Ins Co	NE	156	177	0	50	31
Golden Rule Ins Co	IN	447	456	0	167	174
Government Employees Ins Co	MD	1	1	0	0	0
Government Personnel Mut Life Ins Co	TX	4	4	0	6	6
Great Amer Ins Co	OH	12	12	0	3	7
Great Midwest Ins Co	TX	0	0	0	-11	-11
Great Northern Ins Co	IN	1	1	0	0	0
Great Southern Life Ins Co	TX	11	11	0	9	9
Great W Life & Ann Ins Co	CO	132	293	0	158	223
Guarantee Trust Life Ins Co	IL	16	16	0	1	1
Guardian Life Ins Co of Amer	NY	4,607	4,611	12	2,852	2,295
Hartford Fire Ins Co	CT	1	1	0	0	0
Hartford Life & Accident Ins Co	CT	5,297	5,463	0	2,922	3,143
HCC Life Ins Co	IN	7,701	7,701	0	4,533	4,919
Health Care Serv Corp A Mut Legal Re	IL	3,391	3,391	0	3,610	3,461
Heartland Natl Life Ins Co	IN	5	5	0	1	1
Horace Mann Life Ins Co	IL	16	16	0	24	8

## ACCIDENT & HEALTH TOTAL BUSINESS 2019 (\$000)

Company Name	DOM	Direct Written Prem	Direct Earned Prem	Dividends Paid	Direct Losses Paid	Direct Losses Incurred
Humana Ins Co	WI	10,372	10,354	0	7,182	7,188
Humanadental Ins Co	WI	325	324	0	142	142
Independence Amer Ins Co	DE	499	500	0	838	2,353
Independent Order of Foresters Us Br	NY	3	3	0	0	0
Individual Assur Co Life Hlth & Acc	OK	23	24	0	9	9
Insurance Co of N Amer	PA	0	0	0	4	4
Jackson Natl Life Ins Co	MI	19	18	0	81	81
Jefferson Natl Life Ins Co	TX	0	0	0	0	0
John Alden Life Ins Co	WI	5	5	0	0	0
John Hancock Life & Hlth Ins Co	MA	1	3	0	7	6
John Hancock Life Ins Co USA	MI	1,622	1,639	0	1,018	1,241
Kansas City Life Ins Co	MO	194	195	0	103	109
Knights of Columbus	CT	27	31	0	3	231
Liberty Natl Life Ins Co	NE	18	18	0	0	0
Life Ins Co of N Amer	PA	6,145	6,210	0	4,788	5,301
Life Ins Co of The Southwest	TX	0	0	0	0	0
LifeMap Assur Co	OR	1	1	0	0	0
LifeSecure Ins Co	MI	223	216	0	0	0
Lifewise Assur Co	WA	20,117	20,111	0	11,857	13,751
Lincoln Benefit Life Co	NE	170	183	0	0	0
Lincoln Heritage Life Ins Co	IL	0	0	0	0	0
Lincoln Life & Ann Co of NY	NY	2	2	0	0	0
Lincoln Life Assur Co of Boston	NH	1,007	1,017	0	743	988
Lincoln Natl Life Ins Co	IN	1,843	1,854	0	794	770
Loyal Amer Life Ins Co	OH	995	992	0	847	851
Lumico Life Ins Co	MO	0	0	0	0	0

Company Name	DOM	Direct Written Prem	Direct Earned Prem	Dividends Paid	Direct Losses Paid	Direct Losses Incurred
Madison Natl Life Ins Co Inc	WI	15	14	0	7	6
Manhattan Life Ins Co	NY	7	7	0	6	6
ManhattanLife Assur Co of Amer	AR	27	27	0	4	4
Markel Ins Co	IL	13	13	0	0	0
Massachusetts Mut Life Ins Co	MA	432	424	10	0	3
Medamerica Ins Co	PA	59	59	0	0	0
Medco Containment Life Ins Co	PA	951	951	0	1,083	918
Medico Corp Life Ins Co	IA	1	1	0	1	1
Medico Ins Co	IA	25	25	0	12	12
Metropolitan Life Ins Co	NY	10,901	10,286	0	8,306	7,981
Metropolitan Tower Life Ins Co	NE	1	1	0	0	0
Mid West Natl Life Ins Co of TN	TX	15	15	0	2	2
Minnesota Life Ins Co	MN	1,476	1,474	0	315	373
Moda Hlth Plan Inc	OR	7,118	7,118	0	5,981	6,188
Mony Life Ins Co	NY	62	65	40	58	51
Mony Life Ins Co of Amer	AZ	1	1	0	0	0
Mutual of Amer Life Ins Co	NY	35	35	0	0	0
Mutual of Omaha Ins Co	NE	4,354	4,294	0	2,698	2,681
Nassau Life Ins Co of TX	TX	-3	-10	0	5	5
National Benefit Life Ins Co	NY	0	0	0	0	0
National Cas Co	OH	0	0	0	0	0
National Guardian Life Ins Co	WI	32	32	0	7	7
National Hlth Ins Co	TX	1,671	1,672	0	439	124
National Life Ins Co	VT	5	7	0	0	0
National Teachers Assoc Life Ins Co	TX	7	7	0	6	6

## ACCIDENT & HEALTH TOTAL BUSINESS 2019 (\$000)

Company Name	DOM	Direct Written Prem	Direct Earned Prem	Divi-dends Paid	Direct Losses Paid	Direct Losses Incurred
National Union Fire Ins Co of Pitts	PA	1,038	626	0	621	690
Nationwide Life Ins Co	OH	7,465	7,466	0	4,792	6,085
Nationwide Mut Ins Co	OH	0	0	0	0	0
Natl Foundation Life Ins Co	TX	2	2	0	0	0
New England Life Ins Co	MA	4	4	0	0	0
New York Life Ins Co	NY	2,242	2,180	107	968	232
North Amer Specialty Ins Co	NH	0	0	0	0	0
North River Ins Co	NJ	0	0	0	0	20
Northwestern Long Term Care Ins Co	WI	345	343	0	108	335
Northwestern Mut Life Ins Co	WI	1,137	1,126	327	577	98
Ohio Natl Life Assur Corp	OH	45	45	0	0	0
Ohio Natl Life Ins Co	OH	7	7	2	45	45
Omaha Hlth Ins Co	NE	94	94	0	98	76
Omaha Ins Co	NE	40	40	0	17	20
Oxford Life Ins Co	AZ	2	2	0	1	1
Pan Amer Life Ins Co	LA	11	11	0	4	4
PartnerRe Amer Ins Co	DE	458	458	0	0	18
Paul Revere Life Ins Co	MA	168	184	0	25	16
Penn Mut Life Ins Co	PA	11	11	0	0	-1
Philadelphia Amer Life Ins Co	TX	5	5	0	0	1
Philadelphia Ind Ins Co	PA	26	26	0	0	9
Physicians Life Ins Co	NE	6	6	0	1	1
Physicians Mut Ins Co	NE	346	349	0	169	-190
Premera Blue Cross	WA	900,910	889,574	0	792,705	808,090
Principal Life Ins Co	IA	5,376	5,185	0	3,037	2,386
Protective Life Ins Co	TN	3	5	0	0	0
Provident Life & Accident Ins Co	TN	912	907	0	287	253

Company Name	DOM	Direct Written Prem	Direct Earned Prem	Divi-dends Paid	Direct Losses Paid	Direct Losses Incurred
Provident Life & Cas Ins Co	TN	10	10	0	0	0
Prudential Ins Co of Amer	NJ	2,810	2,674	0	1,686	1,895
QBE Ins Corp	PA	1,311	1,221	0	688	1,621
Reliance Standard Life Ins Co	IL	3,116	3,076	0	516	511
Reliastar Life Ins Co	MN	11,376	11,309	0	10,796	11,142
Reliastar Life Ins Co of NY	NY	45	49	0	2	1
Renaissance Life & Hlth Ins Co of Am	IN	151	151	0	113	113
Reserve Natl Ins Co	IL	12	12	0	3	3
RiverSource Life Ins Co	MN	120	121	0	4	4
Securian Life Ins Co	MN	454	456	0	10	50
Security Natl Life Ins Co	UT	0	1	0	0	0
Sentry Ins A Mut Co	WI	0	0	0	0	-1
Settlers Life Ins Co	WI	1	1	0	0	0
Sierra Health & Life Ins Co Inc	NV	2,632	0	0	0	0
SilverScript Ins Co	TN	982	974	0	692	711
Sirius Amer Ins Co	NY	0	0	0	1	-68
St Paul Fire & Marine Ins Co	CT	0	0	0	0	0
Standard Ins Co	OR	2,007	1,947	0	991	1,871
Standard Life & Accident Ins Co	TX	10	10	0	6	8
Standard Security Life Ins Co of NY	NY	14	15	0	7	7
Starmount Life Ins Co	ME	83	83	0	80	80
Starnet Ins Co	IA	0	0	0	0	0
Starr Ind & Liab Co	TX	33	37	0	0	5
State Farm Mut Auto Ins Co	IL	4,362	3,929	0	2,679	3,290
Sterling Life Ins Co	IL	56	55	0	50	50
Symetra Life Ins Co	IA	5,719	5,710	0	4,986	5,456

## ACCIDENT & HEALTH TOTAL BUSINESS 2019 (\$000)

Company Name	DOM	Direct Written Prem	Direct Earned Prem	Dividends Paid	Direct Losses Paid	Direct Losses Incurred
Symphonix Hlth Ins Inc	IL	-1	49	0	-240	-11
Talcott Resolution Life & Ann Ins Co	CT	0	0	0	0	0
Talcott Resolution Life Ins Co	CT	85	84	0	36	35
Teachers Ins & Ann Assoc of Amer	NY	9	9	0	59	52
Thrivent Financial For Lutherans	WI	368	370	14	444	-73
TIAA Cref Life Ins Co	NY	0	0	0	0	0
Time Ins Co II	WI	119	120	0	34	28
Tongass Timber Ins Exchange	AK	4,413	4,029	0	3,324	3,046
Transamerica Cas Ins Co	IA	2	2	0	1	1
Transamerica Financial Life Ins Co	NY	1	1	0	0	0
Transamerica Life Ins Co	IA	1,982	1,931	0	1,514	1,406
Transamerica Premier Life Ins Co	IA	584	575	0	241	103
Travelers Ind Co of CT	CT	0	0	0	0	-3
Trustmark Ins Co	IL	14	14	0	0	0
Trustmark Life Ins Co	IL	177	175	0	-83	-70
Unicare Life & Hlth Ins Co	IN	-7	-8	0	6	6
Unified Life Ins Co	TX	1	1	0	0	0
Unimerica Ins Co	WI	168	171	0	2,307	2,307
Union Fidelity Life Ins Co	KS	28	28	0	39	39
Union Labor Life Ins Co	MD	6,147	6,141	243	7,289	7,858
Union Security Ins Co	KS	345	330	0	446	256
United Amer Ins Co	NE	1,261	1,265	0	841	860
United Concordia Ins Co	AZ	2	2	0	1	1
United Heritage Life Ins Co	ID	1	1	0	0	0
United of Omaha Life Ins Co	NE	622	614	0	427	1,004
United States Fire Ins Co	DE	462	462	0	-52	-96

Company Name	DOM	Direct Written Prem	Direct Earned Prem	Dividends Paid	Direct Losses Paid	Direct Losses Incurred
United States Life Ins Co in the Cit	NY	69	92	0	315	72
United World Life Ins Co	NE	35	34	0	41	41
UnitedHealthcare Ins Co	CT	40,219	40,885	0	35,472	35,694
Unum Ins Co	ME	17	19	0	1	1
Unum Life Ins Co of Amer	ME	11,714	11,783	0	8,642	8,495
US Br Great West Life Assur Co	MI	1	1	0	2	1
US Br Sun Life Assur Co of Canada	MI	14,760	14,781	0	8,221	8,221
US Business of Canada Life Assur Co	MI	9	9	0	70	55
US Specialty Ins Co	TX	54	87	0	93	-380
USAA Life Ins Co	TX	954	954	0	702	691
USAbile Life	AR	374	386	0	361	361
Voya Ins & Ann Co	IA	0	0	0	0	0
VSP Vision Care Inc	VA	3,107	3,107	0	2,041	2,036
Washington Natl Ins Co	IN	109	111	0	269	261
WellCare Prescription Ins Inc	FL	3,388	3,473	0	1,667	2,209
Western Grocers Employee Benefit Tru	OR	2,166	2,166	0	1,652	1,733
Western United Life Assur Co	WA	3	3	0	4	4
Westport Ins Corp	MO	369	369	0	154	144
Wilco Life Ins Co	IN	1	1	0	0	0
Woodmen World Life Ins Soc	NE	0	0	0	0	0
Zurich Amer Ins Co	NY	114	60	0	290	344
Zurich Amer Life Ins Co	IL	6	6	0	0	0
<b>Total Companies: 256</b>		<b>1,268,970</b>	<b>1,255,029</b>	<b>755</b>	<b>1,082,750</b>	<b>1,087,576</b>

# PROPERTY/CASUALTY INSURERS

Recap **56**

Admitted Companies **57-64**

Market Share **65-74**

Total Business **75-82**

# TITLE COMPANIES **82**

## PROPERTY/CASUALTY RECAP 2019 (\$000)

	Direct Written Prem	% of Total Prem	Direct Earned Prem	Direct Losses Incurred	Loss Ratio
Aggregate write-ins for other lines of business	1,453	0.09%	1,445	152	10.52%
Aircraft (all perils)	43,360	2.82%	40,114	47,120	117.46%
All other A&H	1,591	0.10%	1,627	4,458	274.02%
Allied lines	24,066	1.56%	23,240	10,399	44.75%
Boiler and machinery	10,002	0.65%	9,553	1,005	10.52%
Burglary and theft	845	0.05%	780	245	31.40%
Collectively renewable A&H	1	0.00%	1	0	0.00%
Commercial auto no-fault (personal injury protection)	-13	0.00%	-6	-4	0.00%
Commercial auto physical damage	17,204	1.12%	16,559	8,131	49.10%
Commercial multiple peril (liability portion)	33,295	2.16%	33,944	9,950	29.31%
Commercial multiple peril (non-liability portion)	67,080	4.36%	66,322	20,061	30.25%
Credit	1,525	0.10%	2,054	725	35.28%
Credit A&H (group and individual)	25	0.00%	33	-10	-29.70%
Earthquake	21,872	1.42%	22,437	2,493	11.11%
Excess workers' compensation	3,165	0.21%	3,212	2,730	84.97%
Farmowners multiple peril	724	0.05%	690	-13	-1.84%
Federal employees health benefits plan premium	0	0.00%	0	0	0.00%
Federal flood	1,509	0.10%	1,548	13	0.87%
Fidelity	2,330	0.15%	2,314	804	34.73%
Financial guaranty	203	0.01%	848	0	0.00%
Fire	48,367	3.14%	48,440	10,964	22.63%
Group accident and health	7,515	0.49%	6,943	4,639	66.81%
Guaranteed renewable A&H	4,148	0.27%	3,558	2,791	78.45%

	Direct Written Prem	% of Total Prem	Direct Earned Prem	Direct Losses Incurred	Loss Ratio
Homeowners multiple peril	170,508	11.09%	171,879	71,578	41.64%
Inland marine	83,013	5.40%	81,891	24,624	30.07%
Medical professional liability	18,770	1.22%	19,953	9,077	45.49%
Medicare Title XVIII exempt from state taxes or fees	0	0.00%	0	0	0.00%
Mortgage guaranty	18,203	1.18%	18,568	1,838	9.90%
Multiple peril crop	101	0.01%	98	-11,500	-11,744%
Non-cancelable A&H	0	0.00%	0	0	0.00%
Non-renewable for stated reasons only	15	0.00%	14	2	13.58%
Ocean marine	38,111	2.48%	37,286	17,894	47.99%
Other accident only	129	0.01%	129	402	311.05%
Other commercial auto liability	58,049	3.77%	56,443	29,587	52.42%
Other liability - claims-made	17,574	1.14%	17,559	4,953	28.21%
Other liability - occurrence	74,896	4.87%	74,345	32,237	43.36%
Other private passenger auto liability	290,982	18.92%	289,501	186,625	64.46%
Private crop	0	0.00%	0	0	0.00%
Private flood	197	0.01%	152	51	33.37%
Private passenger auto no-fault (personal injury protection)	0	0.00%	4	203	4893.63%
Private passenger auto physical damage	217,487	14.14%	214,819	121,313	56.47%
Products liability	3,886	0.25%	3,855	-1,300	-33.71%
Surety	29,127	1.89%	29,227	1,354	4.63%
Warranty	735	0.05%	1,065	706	66.31%
Workers' compensation	225,954	14.69%	229,746	69,185	30.11%
Total	1,538,005		1,532,191	685,484	

- The information contained in the Statistical & Financial Data reports is based on calendar year data. It should not be used to make determinations about the adequacy or excessiveness of insurance premiums because:
  - Calendar year data does not match losses with the premiums used to pay the losses. In any calendar year, some of the losses incurred by an insurer in that calendar year will be from policies that were issued in prior years.
  - Incurred loss data includes only amounts that an insurer pays as losses for items such as medical treatment and repairing or replacing damaged property. Loss data in these exhibits does not include other costs associated with settling claims such as attorney fees and adjusting costs. The loss data also does not include an insurer's operating expenses.
- Health business detail and market share are located on pages 44-54.





## ADMITTED COMPANIES 2019 - PROPERTY/CASUALTY (\$000)

NAIC #	Company Name	Assets	Surplus	NAIC #	Company Name	Assets	Surplus	NAIC #	Company Name	Assets	Surplus
40142	American Zurich Ins Co	292,527	224,066	29033	Atain Ins Co	88,875	57,577	26611	Blackboard Ins Co	49,939	17,405
27898	Americas Ins Co	18,037	8,053	23833	AtHome Ins Co	10,066	10,048	22250	BlueShore Ins Co	100,839	26,105
19488	Amerisure Ins Co	843,607	219,859	27154	Atlantic Specialty Ins Co	2,484,105	746,853	27081	Bond Safeguard Ins Co	77,982	44,735
23396	Amerisure Mut Ins Co	2,413,705	1,008,420	25422	Atradius Trade Credit Ins Co	143,032	86,077	12319	Bondsman Ins Co	8,581	8,074
11050	Amerisure Partners Ins Co	109,569	46,146	13412	Austin Mut Ins Co	71,200	57,602	30279	Boston Ind Co Inc	27,713	25,951
27928	Amex Assur Co	235,868	187,236	19062	Automobile Ins Co of Hartford CT	1,076,285	307,291	13528	Brotherhood Mut Ins Co	796,404	280,406
42390	Amguard Ins Co	1,471,542	242,808	10367	Avemco Ins Co	80,823	49,337	14380	Build Amer Mut Assur Co	534,884	402,381
19976	Amica Mut Ins Co	5,360,644	2,782,863	33022	AXA Ins Co	251,311	142,144	20117	California Cas Ind Exch	523,695	167,215
15954	AmTrust Ins Co of KS Inc	83,609	69,553	37273	Axis Ins Co	1,760,772	571,365	38865	California Ins Co	1,176,244	590,645
34738	Arag Ins Co	103,151	74,085	20370	AXIS Reins Co	3,755,384	957,884	36340	Camico Mut Ins Co	97,546	43,550
30830	Arch Ind Ins Co	125,810	41,520	15610	AXIS Specialty Ins Co	793,328	183,764	12260	Campmed Cas & Ind Co Inc	20,418	20,197
11150	Arch Ins Co	4,521,604	955,456	24813	Balboa Ins Co	48,383	45,665	10472	Capitol Ind Corp	717,211	273,642
29114	ARCH Mortgage Assur Co	7,984	7,517	33162	Bankers Ins Co	141,507	76,683	10510	Carolina Cas Ins Co	209,120	107,919
18732	Arch Mortgage Guar Co	48,840	46,323	18279	Bankers Standard Ins Co	348,023	204,687	11255	Caterpillar Ins Co	980,163	413,668
40266	ARCH Mortgage Ins Co	1,986,748	198,717	38245	BCS Ins Co	322,838	147,718	24503	Catlin Ind Co	77,259	44,134
10946	Arch Prop Cas Ins Co	82,046	80,844	37540	Beazley Ins Co Inc	819,916	205,041	19518	Catlin Ins Co	109,634	36,421
10348	Arch Reins Co	2,121,758	1,301,803	21970	Bedivere Ins Co	339,800	24,162	34274	Central States Ind Co of Omaha	641,451	559,491
13694	Arch Structured Mortgage Ins Co	7,564	7,530	41394	Benchmark Ins Co	479,519	135,941	34649	Centre Ins Co	33,925	10,792
16926	Areca Ins Exch	29,399	22,366	15911	Berkley Cas Co	46,906	29,980	20710	Century Ind Co	530,303	25,000
19860	Argonaut Great Central Ins Co	49,467	28,667	32603	Berkley Ins Co	19,894,550	6,013,062	26905	Century Natl Ins Co	111,190	35,036
19801	Argonaut Ins Co	2,050,446	956,214	38911	Berkley Natl Ins Co	183,015	56,887	25615	Charter Oak Fire Ins Co	985,285	234,350
19828	Argonaut Midwest Ins Co	23,374	18,344	29580	Berkley Regional Ins Co	855,423	781,545	22810	Chicago Ins Co	79,132	66,900
41459	Armed Forces Ins Exch	125,969	58,657	13070	Berkshire Hathaway Assur Corp	2,158,180	1,814,657	12777	Chubb Ind Ins Co	273,946	178,808
24678	Arrowood Ind Co	971,541	122,730	10391	Berkshire Hathaway Direct Ins Co	173,885	142,158	10052	Chubb Natl Ins Co	266,073	181,053
23752	Ascot Ins Co	106,251	66,201	20044	Berkshire Hathaway Homestatae Ins Co	3,453,445	1,869,070	18767	Church Mut Ins Co	1,981,276	679,430
43460	Aspen Amer Ins Co	1,017,831	502,378	22276	Berkshire Hathaway Specialty Ins Co	5,667,794	3,974,192	22004	CIM Ins Corp	18,084	17,945
21865	Associated Ind Corp	106,497	93,778	20095	BITCO Gen Ins Corp	1,009,495	279,728	31534	Citizens Ins Co of Amer	1,688,250	707,120
30180	Assured Guar Corp	2,927,044	1,775,111					41335	City Natl Ins Co	25,332	14,806
18287	Assured Guar Municipal Corp	5,402,873	2,691,407					20532	Clarendon Natl Ins Co	695,116	204,750
								15563	Clear Spring Prop & Cas Co	131,196	42,710

## ADMITTED COMPANIES 2019 - PROPERTY/CASUALTY (\$000)

NAIC #	Company Name	Assets	Surplus	NAIC #	Company Name	Assets	Surplus	NAIC #	Company Name	Assets	Surplus
33480	Clermont Ins Co	28,987	24,559	12718	Developers Surety & Ind Co	682,763	148,167	40029	Explorer Ins Co	510,064	182,698
31887	Coface N Amer Ins Co	156,391	49,419	42048	Diamond State Ins Co	113,352	32,952	21482	Factory Mut Ins Co	20,170,332	13,707,656
36552	Coliseum Reins Co	235,246	156,401	29530	Digital Affect Ins Co	11,848	11,804	35157	Fair Amer Ins & Reins Co	225,239	206,520
34347	Colonial Amer Cas & Surety Co	22,570	21,280	36463	Discover Prop & Cas Ins Co	142,156	62,944	31925	Falls Lake Natl Ins Co	500,096	99,224
10758	Colonial Surety Co	75,499	51,149	34495	Doctors Co An Interins Exch	4,408,732	2,205,265	41483	Farmington Cas Co	1,121,961	283,283
36927	Colony Specialty Ins Co	68,092	26,421	14702	Eastguard Ins Co	268,375	74,510	20281	Federal Ins Co	15,513,662	4,039,335
27812	Columbia Ins Co	30,808,515	25,096,733	22926	Economy Fire & Cas Co	478,144	335,300	13935	Federated Mut Ins Co	6,820,238	3,821,754
19410	Commerce & Industry Ins Co	451,209	435,407	21261	Electric Ins Co	1,242,206	394,783	16024	Federated Reserve Ins Co	125,391	59,510
10220	Commonwealth Ins Co of Amer	8,989	8,677	21326	Empire Fire & Marine Ins Co	55,236	39,487	11118	Federated Rural Electric Ins Exch	611,161	225,304
12177	Compwest Ins Co	246,386	146,485	25402	Employers Assur Co	849,942	208,799	28304	Federated Serv Ins Co	472,631	273,118
32190	Constitution Ins Co	24,961	23,495	11512	Employers Compensation Ins Co	839,563	321,143	39306	Fidelity & Deposit Co of MD	325,319	281,499
20443	Continental Cas Co	43,379,970	10,786,547	20648	Employers Fire Ins Co	12,493	12,397	35386	Fidelity & Guar Ins Co	21,650	18,562
35289	Continental Ins Co	1,853,204	1,684,928	10640	Employers Ins Co of NV	516,874	227,147	25879	Fidelity & Guar Ins Underwriters Inc	154,950	89,585
10804	Continental Western Ins Co	193,025	99,489	21458	Employers Ins Co of Wausau	6,826,298	1,809,556	31453	Financial Pacific Ins Co	271,044	102,277
37206	Contractors Bonding & Ins Co	234,161	118,289	21415	Employers Mut Cas Co	3,817,654	1,575,175	21873	Firemans Fund Ins Co	1,987,527	1,292,250
11860	Copic Ins Co	584,540	308,915	10346	Employers Preferred Ins Co	1,356,649	217,253	21784	Firemens Ins Co of Washington DC	92,949	34,914
10499	CorePointe Ins Co	17,213	14,863	15130	Encompass Ind Co	12,033	8,614	37710	First Amer Prop & Cas Ins Co	116,967	35,196
20982	Country Cas Ins Co	87,624	70,889	10641	Endurance Amer Ins Co	2,667,324	731,388	29980	First Colonial Ins Co	255,241	128,551
20990	Country Mut Ins Co	5,380,685	2,837,271	11551	Endurance Assur Corp	3,824,173	1,668,868	11177	First Fin Ins Co	572,631	449,579
21008	Country Pref Ins Co	274,554	76,199	11232	Enumclaw Prop & Cas Ins Co	8,480	8,337	33588	First Liberty Ins Corp	21,731	20,488
26492	Courtesy Ins Co	1,045,371	485,233	13634	Essent Guar Inc	2,584,786	1,032,416	24724	First Natl Ins Co of Amer	59,792	58,870
18961	Crestbrook Ins Co	145,848	47,636	37915	Essentia Ins Co	117,313	31,916	13978	Florists Mut Ins Co	141,207	28,863
16070	Cronus Ins Co	37,268	29,166	25712	Esurance Ins Co	193,582	169,874	11185	Foremost Ins Co Grand Rapids MI	2,421,733	1,319,249
31348	Crum & Forster Ind Co	61,500	21,112	20516	Euler Hermes N Amer Ins Co	616,913	210,800	11800	Foremost Prop & Cas Ins Co	52,953	19,086
10921	CSAA Fire & Cas Ins Co	100,308	51,025	16044	Everest Denali Ins Co	98,532	27,132	41513	Foremost Signature Ins Co	29,341	20,957
37770	CSAA Gen Ins Co	226,485	154,076	10120	Everest Natl Ins Co	869,556	188,440	10801	Fortress Ins Co	144,374	74,582
10847	Cumis Ins Society Inc	2,180,549	1,008,619	16045	Everest Premier Ins Co	170,855	27,559	22209	Freedom Specialty Ins Co	67,641	23,577
21164	Dairyland Ins Co	1,494,482	481,504	26921	Everest Reins Co	12,518,844	3,739,140	21253	Garrison Prop & Cas Ins Co	3,164,755	1,085,772
16705	Dealers Assur Co	147,856	82,203	12750	Evergreen Natl Ind Co	56,874	36,942	14138	GEICO Advantage Ins Co	3,683,904	1,684,679
40975	Dentists Ins Co	361,771	170,461	24961	Everspan Ins Co	246,586	245,728				
				35181	Executive Risk Ind Inc	5,643,492	1,592,417				

## ADMITTED COMPANIES 2019 - PROPERTY/CASUALTY (\$000)

NAIC #	Company Name	Assets	Surplus	NAIC #	Company Name	Assets	Surplus	NAIC #	Company Name	Assets	Surplus
41491	Geico Cas Co	4,661,463	1,723,186	20303	Great Northern Ins Co	592,645	395,442	22756	Horace Mann Prop & Cas Ins Co	310,326	123,996
14139	GEICO Choice Ins Co	1,572,326	681,213	26654	Great Northwest Ins Co	22,001	8,591	25054	Hudson Ins Co	1,616,864	477,153
35882	Geico Gen Ins Co	183,701	183,003	11371	Great West Cas Co	2,306,974	687,172	35246	Illinois Ins Co	72,881	36,525
22055	Geico Ind Co	12,640,596	8,375,407	22322	Greenwich Ins Co	1,587,342	481,224	23817	Illinois Natl Ins Co	62,360	43,957
37923	GEICO Marine Ins Co	177,596	75,486	10019	Greystone Ins Co	1,403,652	611,399	35408	Imperium Ins Co	496,272	191,588
14137	GEICO Secure Ins Co	1,510,364	1,096,126	36650	Guarantee Co of N Amer USA	276,369	214,342	25550	Indemnity Co of CA	13,522	8,711
24414	General Cas Co of WI	1,141,399	283,874	15032	Guideone Mut Ins Co	1,009,836	374,007	43575	Indemnity Ins Co of North Amer	337,597	157,857
24732	General Ins Co of Amer	39,670	37,635	34037	Hallmark Ins Co	320,893	91,332	18468	Indemnity Natl Ins Co	169,255	75,339
22039	General Reins Corp	18,421,844	12,103,931	36064	Hanover Amer Ins Co	31,472	31,267	26581	Independence Amer Ins Co	135,989	84,533
39322	General Security Natl Ins Co	447,424	105,124	22292	Hanover Ins Co	8,552,205	2,464,619	14265	Indiana Lumbermens Mut Ins Co	54,355	16,860
11967	General Star Natl Ins Co	234,815	181,237	26433	Harco Natl Ins Co	1,217,157	806,566	22268	Infinity Ins Co	1,045,718	106,142
11231	Generali Us Branch	96,899	50,370	23582	Harleysville Ins Co	148,971	29,652	22713	Insurance Co of N Amer	271,774	263,023
38962	Genesis Ins Co	189,439	114,681	22357	Hartford Accident & Ind Co	12,140,882	3,077,270	19429	Insurance Co of The State of PA	148,919	44,182
37095	Genworth Financial Assur Corp	10,089	10,034	29424	Hartford Cas Ins Co	2,422,031	909,522	27847	Insurance Co of The West	3,301,795	1,300,781
38458	Genworth Mortgage Ins Corp	4,278,143	1,555,512	19682	Hartford Fire Ins Co	24,014,271	10,731,058	22780	Integon Gen Ins Corp	133,232	5,768
16675	Genworth Mortgage Ins Corp of NC	55,793	55,202	37478	Hartford Ins Co of The Midwest	708,205	562,277	22772	Integon Ind Corp	243,396	35,707
10799	Geovera Ins Co	133,455	28,898	11452	Hartford Steam Boil Inspec & Ins Co	1,572,350	592,082	29742	Integon Natl Ins Co	4,556,330	1,203,795
12254	Glencar Ins Co	168,071	57,437	29890	Hartford Steam Boil Inspec Ins Co CT	15,512	13,021	11592	International Fidelity Ins Co	266,951	108,482
22063	Government Employees Ins Co	41,582,051	26,756,589	30104	Hartford Underwriters Ins Co	1,696,934	602,337	10749	Intrepid Ins Co	44,628	31,664
23809	Granite State Ins Co	41,347	35,853	41343	HDI Global Ins Co	619,646	169,500	23647	Ironshore Ind Inc	191,178	89,187
36307	Gray Ins Co	350,335	132,758	32077	Heritage Cas Ins Co	15,561	15,499	32921	ISMIE Mut Ins Co	1,340,165	695,181
26832	Great Amer Alliance Ins Co	29,180	29,178	39527	Heritage Ind Co	26,043	19,768	11630	Jefferson Ins Co	584,161	399,842
26344	Great Amer Assur Co	19,180	19,179	10200	Hiscox Ins Co Inc	778,267	215,334	14354	Jewelers Mut Ins Co	517,122	330,072
16691	Great Amer Ins Co	8,975,460	2,334,677	17221	Homesite Ins Co	158,608	91,343	16116	JM Specialty Ins Co	15,568	15,553
22136	Great Amer Ins Co of NY	153,088	153,074	13927	Homesite Ins Co of The Midwest	282,912	106,270	10885	Key Risk Ins Co	53,467	33,559
31135	Great Amer Security Ins Co	16,028	16,027	22578	Horace Mann Ins Co	534,399	193,073	13722	Knightbrook Ins Co	176,555	101,455
33723	Great Amer Spirit Ins Co	17,696	17,695					20621	Lamorak Ins Co	26,414	26,054
25224	Great Divide Ins Co	284,407	73,675					26077	Lancer Ins Co	713,800	231,823
18694	Great Midwest Ins Co	208,562	129,377								





## ADMITTED COMPANIES 2019 - PROPERTY/CASUALTY (\$000)

NAIC #	Company Name	Assets	Surplus	NAIC #	Company Name	Assets	Surplus	NAIC #	Company Name	Assets	Surplus
24449	Regent Ins Co	54,799	33,906	11000	Sentinel Ins Co Ltd	318,759	228,745	25178	State Farm Mut Auto Ins Co	178,475,801	116,158,160
22179	Republic Ind Co of Amer	2,132,623	440,633	12870	Sentruity Cas Co	265,174	54,616	12831	State Natl Ins Co Inc	620,246	468,032
43753	Republic Ind Co of CA	28,770	26,526	28460	Sentry Cas Co	376,075	72,652	25180	Stillwater Ins Co	433,812	222,457
32174	Republic Mort Assur Co	20,192	8,160	24988	Sentry Ins A Mut Co	9,511,093	5,966,790	16578	Stillwater Prop & Cas Ins Co	107,076	94,461
31275	Republic Mortgage Guar Ins Corp	109,007	22,078	21180	Sentry Select Ins Co	900,624	231,152	11042	Stonetrust Commercial Ins Co	188,465	84,446
31089	Repwest Ins Co	349,379	226,999	39152	Service Amer Ind Co	32,700	18,964	10340	Stonington Ins Co	18,588	14,910
43044	Response Ins Co	41,533	39,147	36560	Service Ins Co	92,137	42,332	40436	Stratford Ins Co	764,603	93,763
26050	Response Worldwide Ins Co	12,587	12,536	37672	Seven Seas Ins Co Inc	27,248	23,961	10909	Sun Surety Ins Co	22,044	10,221
36684	Riverport Ins Co	72,468	44,481	11347	SFM Mut Ins Co	693,807	182,276	10916	Suretec Ins Co	298,249	130,242
13056	RLI Ins Co	2,152,194	1,029,671	38776	Sirius Amer Ins Co	1,263,149	522,076	25364	Swiss Reins Amer Corp	15,842,292	4,271,849
42706	Roche Surety & Cas Co Inc	24,858	10,265	38997	Sompo Amer Fire & Mar Ins Co Amer	120,508	23,272	12866	T H E Ins Co	189,538	70,332
35505	Rockwood Cas Ins Co	281,381	95,086	11126	Sompo Amer Ins Co	1,173,792	353,010	41050	TDC Natl Assur Co	388,619	112,070
10974	Root Ins Co	441,377	152,333	12294	Southwest Marine & Gen Ins Co	314,804	71,829	22683	Teachers Ins Co	366,022	150,877
22314	RSUI Ind Co	3,891,487	1,781,757	20613	Sparta Ins Co	151,307	79,507	42376	Technology Ins Co Inc	5,179,425	1,193,846
39039	Rural Comm Ins Co	1,955,069	240,720	24376	Spinnaker Ins Co	110,117	37,996	29513	The Bar Plan Mut Ins Co	39,360	16,185
23132	RVI Amer Ins Co	114,789	78,142	24767	St Paul Fire & Marine Ins Co	20,090,122	5,868,725	28665	The Cincinnati Cas Co	486,212	436,731
24740	Safeco Ins Co of Amer	5,377,696	1,703,906	24775	St Paul Guardian Ins Co	78,678	22,720	23280	The Cincinnati Ind Co	146,521	111,089
39012	Safeco Ins Co of IL	179,864	175,528	24791	St Paul Mercury Ins Co	334,589	114,920	10677	The Cincinnati Ins Co	14,327,653	5,619,676
11215	Safeco Ins Co of IN	16,015	15,981	19224	St Paul Protective Ins Co	592,866	221,030	41769	The Travelers Cas Co	218,834	59,589
11123	Safety First Ins Co	110,248	73,652	19070	Standard Fire Ins Co	4,007,758	1,212,405	25534	TIG Ins Co	1,993,468	483,288
15105	Safety Natl Cas Corp	9,056,647	2,715,186	18023	Star Ins Co	1,885,516	633,032	32301	TNUS Ins Co	65,260	60,189
12521	Safeway Ins Co	582,366	353,640	40045	Starnet Ins Co	268,938	121,294	10945	Tokio Marine Amer Ins Co	1,359,365	460,078
40460	Sagamore Ins Co	205,053	145,115	38318	Starr Ind & Liab Co	5,894,361	2,186,981	37621	Toyota Motor Ins Co	620,024	241,870
30058	Scor Reins Co	4,641,128	827,166	16109	Starr Specialty Ins Co	64,359	43,461	41238	Trans Pacific Ins Co	69,553	55,451
15580	Scottsdale Ind Co	95,551	41,711	25496	StarStone Natl Ins Co	644,693	133,223	10952	Transamerica Cas Ins Co	52,945	40,983
10054	Securian Cas Co	412,076	134,320	25127	State Auto Prop & Cas Ins Co	2,474,260	704,618	19453	Transatlantic Reins Co	14,739,379	4,904,131
19879	Security Natl Ins Co	809,152	199,776	25135	State Automobile Mut Ins Co	2,343,194	853,641	28886	Transguard Ins Co of Amer Inc	497,783	223,896
22233	Select Ins Co	81,404	81,341	25143	State Farm Fire & Cas Co	44,361,249	21,633,401	20494	Transportation Ins Co	71,522	71,494
12572	Selective Ins Co of Amer	2,696,320	680,090	25151	State Farm Gen Ins Co	6,024,413	2,552,294	21075	Transverse Ins Co	29,831	25,653
10936	Seneca Ins Co Inc	227,455	147,230					19038	Travelers Cas & Surety Co	18,204,607	6,890,367

## ADMITTED COMPANIES 2019 - PROPERTY/CASUALTY (\$000)

NAIC #	Company Name	Assets	Surplus	NAIC #	Company Name	Assets	Surplus	NAIC #	Company Name	Assets	Surplus
31194	Travelers Cas & Surety Co of Amer	4,386,702	2,123,685	25887	United States Fidelity & Guar Co	3,343,447	882,589	15350	West Bend Mut Ins Co	3,091,109	1,230,640
36170	Travelers Cas Co of CT	345,896	87,399	21113	United States Fire Ins Co	4,444,829	1,406,076	10030	Westchester Fire Ins Co	244,571	144,564
19046	Travelers Cas Ins Co of Amer	2,095,438	563,111	25895	United States Liab Ins Co	1,514,672	1,016,238	27502	Western Gen Ins Co	85,568	20,485
40282	Travelers Commercial Cas Co	349,907	91,170	29157	United WI Ins Co	218,343	127,330	24465	Western Natl Assur Co	79,878	34,825
36137	Travelers Commercial Ins Co	407,735	96,557	16063	Unitrin Auto & Home Ins Co	64,524	33,460	15377	Western Natl Mut Ins Co	1,251,090	549,881
41750	Travelers Constitution State Ins Co	218,899	59,668	13200	Universal Surety of Amer	13,883	13,880	13188	Western Surety Co	2,101,390	1,567,441
25658	Travelers Ind Co	22,503,782	6,708,811	41181	Universal Underwriters Ins Co	331,048	336,794	24112	Westfield Ins Co	2,998,830	1,284,680
25666	Travelers Ind Co of Amer	664,702	187,612	40843	Universal Underwriters of TX Ins	9,646	9,463	39845	Westport Ins Corp	4,781,946	1,479,026
25682	Travelers Ind Co of CT	1,147,507	326,734	29599	US Specialty Ins Co	2,130,643	585,454	11932	White Pine Ins Co	57,030	23,261
25674	Travelers Prop Cas Co of Amer	882,116	453,901	35416	Us Underwriters Ins Co	169,818	133,690	25780	Williamsburg Natl Ins Co	19,151	18,311
36161	Travelers Prop Cas Ins Co	297,545	79,069	25968	USAA Cas Ins Co	12,275,352	5,498,207	31232	Work First Cas Co	64,954	20,921
31003	Tri State Ins Co of MN	125,980	32,680	18600	USAA Gen Ind Co	6,275,114	2,204,624	11523	Wright Natl Flood Ins Co	38,336	29,552
41211	Triton Ins Co	629,891	143,612	25976	Utica Mut Ins Co	2,858,403	1,071,992	40193	X L Ins Co of NY	271,075	54,349
41106	Triumphe Cas Co	66,151	20,396	20508	Valley Forge Ins Co	68,515	68,513	24554	XL Ins Amer Inc	1,051,251	258,473
21709	Truck Ins Exch	2,340,095	706,279	21172	Vanliner Ins Co	543,379	162,927	20583	XL Reins Amer Inc	8,895,782	2,268,741
27120	Trumbull Ins Co	252,197	119,337	44768	Vantapro Specialty Ins Co	36,666	23,240	37885	XL Specialty Ins Co	1,307,873	281,649
29459	Twin City Fire Ins Co Co	688,285	284,821	16186	Vault Recip Exch	76,662	46,745	26220	Yosemite Ins Co	99,834	36,946
40126	Umialik Ins Co	94,224	32,279	20397	Vigilant Ins Co	479,385	341,290	30325	Zale Ind Co	27,061	26,221
25747	Unigard Ins Co	133,169	56,815	13137	Viking Ins Co of WI	538,116	172,549	13269	Zenith Ins Co	1,708,513	531,836
25844	Union Ins Co	149,508	47,828	40827	Virginia Surety Co Inc	1,696,730	360,998	16535	Zurich Amer Ins Co	30,415,982	7,673,433
36226	United Cas & Surety Ins Co	29,905	17,113	32778	Washington Intl Ins Co	80,416	64,162	27855	Zurich Amer Ins Co of IL	51,006	34,340
11770	United Financial Cas Co	4,940,079	1,116,491	25585	Watford Ins Co	52,403	29,749		<b>Total Companies: 670</b>	<b>1,826,601,958</b>	<b>818,425,311</b>
13021	United Fire & Cas Co	2,054,448	707,571	26069	Wausau Business Ins Co	35,091	30,463				
15873	United Guar Residential Ins Co	1,816,275	184,788	26042	Wausau Underwriters Ins Co	130,306	71,596				
16667	United Guar Residential Ins Co of NC	61,278	40,342	40517	WCF Natl Ins Co	535,622	231,828				
25941	United Serv Automobile Assn	42,024,833	30,470,567	32280	Wellfleet Ins Co	155,028	64,148				
				20931	Wellfleet NY Ins Co	90,250	29,420				
				25011	Wesco Ins Co	2,020,110	493,655				
				44393	West Amer Ins Co	50,386	47,663				



## PROPERTY/CASUALTY MARKET SHARE 2019 (\$000)

Aggregate Write Ins for Other Lines		
Company Name	% of Market	Direct Prens Written*
Midwest Employers Cas Co	79.52%	1,155
Pre Paid Legal Cas Inc	10.26%	149
Arag Ins Co	8.77%	127
Allstate Prop & Cas Ins Co	0.61%	9
Transamerica Cas Ins Co	0.27%	4
American Road Ins Co	0.23%	3
Central States Ind Co of Omaha	0.16%	2
American Bankers Ins Co of FL	0.07%	1
North Amer Elite Ins Co	0.05%	1
Greenwich Ins Co	0.04%	1
American Natl Prop & Cas Co	0.03%	0

Aircraft - All Perils		
Company Name	% of Market	Direct Prens Written
Starr Ind & Liab Co	22.92%	9,939
Endurance Amer Ins Co	21.58%	9,356
QBE Ins Corp	7.55%	3,272
Great Amer Ins Co	6.96%	3,020
Avemco Ins Co	6.85%	2,968
US Specialty Ins Co	6.59%	2,856
Allianz Global Risks US Ins Co	6.26%	2,715
StarStone Natl Ins Co	4.86%	2,109
North Amer Elite Ins Co	4.80%	2,082
XL Specialty Ins Co	3.39%	1,471
Ace Amer Ins Co	2.32%	1,007
Liberty Mut Ins Co	2.13%	924
National Liab & Fire Ins Co	1.16%	504
General Reins Corp	1.16%	504
Old Republic Ins Co	1.05%	456
American Alt Ins Corp	0.90%	390
Mitsui Sumitomo Ins USA Inc	0.71%	307
National Ind Co	0.43%	187
Insurance Co of The State of PA	0.38%	166
Tokio Marine Amer Ins Co	0.29%	127

Allied Lines		
Company Name	% of Market	Direct Prens Written
Umialik Ins Co	25.24%	6,075
Factory Mut Ins Co	20.81%	5,008
United Serv Automobile Assn	8.98%	2,160
Zurich Amer Ins Co	6.13%	1,476
Affiliated Fm Ins Co	3.62%	871
American Security Ins Co	3.62%	871
Great Divide Ins Co	3.15%	759
Safeco Ins Co of Amer	3.03%	730
USAA Cas Ins Co	2.93%	706
Sompo Amer Ins Co	2.40%	577
USAA Gen Ind Co	2.38%	572
American Reliable Ins Co	1.80%	434
American Guar & Liab Ins	1.62%	390
Foremost Ins Co Grand Rapids MI	1.50%	361
Westchester Fire Ins Co	1.33%	320
Garrison Prop & Cas Ins Co	1.17%	282
Northland Cas Co	0.80%	193
Sentry Select Ins Co	0.64%	154
Tokio Marine Amer Ins Co	0.64%	154
XL Ins Amer Inc	0.62%	148

\*Premiums under \$500 are rounded to zero.

## PROPERTY/CASUALTY MARKET SHARE 2019 (\$000)

Boiler and Machinery		
Company Name	% of Market	Direct Prens Written
Factory Mut Ins Co	39.31%	3,932
Alaska Natl Ins Co	8.89%	889
Travelers Prop Cas Co of Amer	8.18%	818
Umialik Ins Co	8.13%	813
National Union Fire Ins Co of Pitts	6.82%	682
Areca Ins Exch	5.54%	554
XL Ins Amer Inc	3.44%	345
Liberty Mut Fire Ins Co	2.94%	294
Hartford Steam Boil Inspec & Ins Co	2.42%	242
Pacific Ind Co	2.25%	225
Affiliated Fm Ins Co	2.01%	201
Zurich Amer Ins Co	1.86%	186
Federal Ins Co	1.70%	170
Westport Ins Corp	1.21%	121
Allianz Global Risks US Ins Co	0.68%	68
Allstate Ins Co	0.63%	63
Aspen Amer Ins Co	0.56%	56
Greenwich Ins Co	0.30%	30
Great Northern Ins Co	0.29%	29
American Guar & Liab Ins	0.28%	28

Burglary and Theft		
Company Name	% of Market	Direct Prens Written
Travelers Cas & Surety Co of Amer	35.34%	299
National Union Fire Ins Co of Pitts	16.29%	138
Hiscox Ins Co Inc	10.57%	89
XL Specialty Ins Co	6.07%	51
Hanover Ins Co	4.91%	41
Markel Amer Ins Co	3.75%	32
Umialik Ins Co	3.72%	31
Berkley Ins Co	3.32%	28
Continental Cas Co	2.43%	21
Zurich Amer Ins Co	1.93%	16
Hartford Fire Ins Co	1.87%	16
XL Ins Amer Inc	1.66%	14
Atlantic Specialty Ins Co	1.38%	12
Philadelphia Ind Ins Co	1.28%	11
Areca Ins Exch	1.27%	11
Navigators Ins Co	0.91%	8
Employers Ins Co of Wausau	0.65%	6
Alaska Natl Ins Co	0.59%	5
National Cas Co	0.34%	3
American Guar & Liab Ins	0.25%	2

Commercial Auto - No Fault and Liability		
Company Name	% of Market	Direct Prens Written
Alaska Natl Ins Co	12.83%	7,445
United Financial Cas Co	10.28%	5,968
Umialik Ins Co	8.97%	5,207
Ohio Security Ins Co	6.23%	3,614
National Interstate Ins Co	5.24%	3,041
National Cas Co	4.00%	2,322
Travelers Ind Co	3.84%	2,229
Berkshire Hathaway Homestate Ins Co	3.17%	1,838
National Ind Co	3.16%	1,833
Liberty Mut Fire Ins Co	3.08%	1,789
State Farm Mut Auto Ins Co	2.62%	1,520
Empire Fire & Marine Ins Co	2.60%	1,512
National Union Fire Ins Co of Pitts	2.55%	1,479
Zurich Amer Ins Co	2.50%	1,450
Philadelphia Ind Ins Co	2.50%	1,449
Allstate Ins Co	2.35%	1,364
Ace Amer Ins Co	2.07%	1,204
West Amer Ins Co	1.79%	1,039
Ohio Cas Ins Co	1.73%	1,002
Arch Ins Co	1.63%	946

## PROPERTY/CASUALTY MARKET SHARE 2019 (\$000)

Commercial Auto - Physical Damage		
Company Name	% of Market	Direct Prems Written
United Financial Cas Co	13.91%	2,394
Alaska Natl Ins Co	12.18%	2,095
Umialik Ins Co	11.59%	1,995
Ohio Security Ins Co	8.17%	1,406
National Interstate Ins Co	6.06%	1,042
Berkshire Hathaway Homestate Ins Co	3.91%	672
State Farm Mut Auto Ins Co	3.36%	578
Travelers Ind Co	3.35%	576
National Ind Co	2.79%	480
Allstate Ins Co	2.57%	442
West Amer Ins Co	2.23%	383
Ohio Cas Ins Co	2.13%	367
Zurich Amer Ins Co	2.12%	364
Philadelphia Ind Ins Co	1.99%	343
Empire Fire & Marine Ins Co	1.66%	285
National Cas Co	1.52%	262
Columbia Ins Co	1.33%	230
Motors Ins Corp	1.33%	228
Protective Ins Co	1.27%	218
Sentry Select Ins Co	1.24%	214

Commercial Multiple Peril Liability		
Company Name	% of Market	Direct Prems Written
Ohio Security Ins Co	17.81%	5,930
State Farm Fire & Cas Co	12.16%	4,050
Alaska Natl Ins Co	9.70%	3,230
Philadelphia Ind Ins Co	8.02%	2,670
Markel Ins Co	3.24%	1,079
Country Mut Ins Co	2.76%	920
Church Mut Ins Co	2.67%	889
West Amer Ins Co	2.67%	888
American Fire & Cas Co	2.61%	869
Ohio Cas Ins Co	2.52%	840
Umialik Ins Co	2.41%	801
Allstate Ind Co	2.14%	712
National Surety Corp	1.98%	661
Allstate Ins Co	1.83%	609
Travelers Ind Co of Amer	1.75%	584
Charter Oak Fire Ins Co	1.71%	569
Firemans Fund Ins Co	1.60%	534
Illinois Natl Ins Co	1.37%	456
American Ins Co	1.37%	455
Phoenix Ins Co	1.26%	420

Commercial Multiple Peril Non-Liability		
Company Name	% of Market	Direct Prems Written
Alaska Natl Ins Co	14.63%	9,813
State Farm Fire & Cas Co	14.29%	9,586
Ohio Security Ins Co	10.07%	6,757
Philadelphia Ind Ins Co	4.72%	3,163
Allstate Ind Co	4.26%	2,861
Ace Amer Ins Co	4.16%	2,794
Country Mut Ins Co	3.97%	2,666
National Union Fire Ins Co of Pitts	3.86%	2,590
Church Mut Ins Co	3.54%	2,376
Allstate Ins Co	3.19%	2,140
Aspen Amer Ins Co	2.11%	1,416
Markel Ins Co	1.94%	1,300
Zurich Amer Ins Co	1.85%	1,241
West Amer Ins Co	1.71%	1,150
National Surety Corp	1.62%	1,089
American Fire & Cas Co	1.57%	1,052
Umialik Ins Co	1.55%	1,039
Ohio Cas Ins Co	1.49%	1,000
Federal Ins Co	1.40%	941
American Ins Co	1.27%	849

## PROPERTY/CASUALTY MARKET SHARE 2019 (\$000)

Credit		
Company Name	% of Market	Direct Prens Written
MIC Gen Ins Corp	47.77%	729
Integon Natl Ins Co	25.83%	394
Great Amer Assur Co	10.89%	166
Old Republic Ins Co	9.15%	140
Lyndon Southern Ins Co	2.46%	38
Cumis Ins Society Inc	1.43%	22
American Natl Prop & Cas Co	1.31%	20
American Bankers Ins Co of FL	1.03%	16
Arch Ins Co	0.40%	6
American Security Ins Co	0.26%	4
First Colonial Ins Co	0.22%	3
Triton Ins Co	0.14%	2

Earthquake		
Company Name	% of Market	Direct Prens Written
State Farm Fire & Cas Co	36.43%	7,969
United Serv Automobile Assn	11.71%	2,562
Westport Ins Corp	9.95%	2,176
Insurance Co of The West	6.80%	1,488
XL Ins Amer Inc	5.66%	1,237
USAA Cas Ins Co	4.72%	1,033
Zurich Amer Ins Co	4.37%	955
Westchester Fire Ins Co	2.64%	578
USAA Gen Ind Co	2.53%	554
American Guar & Liab Ins	2.49%	545
Employers Ins Co of Wausau	1.97%	432
Allianz Global Risks US Ins Co	1.67%	365
RSUI Ind Co	1.41%	307
Garrison Prop & Cas Ins Co	1.31%	287
Umialik Ins Co	1.08%	236
Teachers Ins Co	1.06%	232
Horace Mann Ins Co	0.81%	178
Areca Ins Exch	0.69%	151
Travelers Prop Cas Co of Amer	0.42%	92
Hartford Ins Co of The Midwest	0.42%	91

Excess Workers' Compensation		
Company Name	% of Market	Direct Prens Written*
Safety Natl Cas Corp	58.48%	1,851
LM Ins Corp	19.55%	619
Ace Amer Ins Co	18.76%	594
Zurich Amer Ins Co	4.66%	147

Farmowners Multiple Peril		
Company Name	% of Market	Direct Prens Written*
Country Mut Ins Co	98.49%	713
Markel Ins Co	1.51%	11

## PROPERTY/CASUALTY MARKET SHARE 2019 (\$000)

Federal Flood		
Company Name	% of Market	Direct Prens Written
Allstate Ins Co	29.52%	445
Hartford Ins Co of The Midwest	18.68%	282
USAA Gen Ind Co	15.60%	235
Wright Natl Flood Ins Co	10.86%	164
American Bankers Ins Co of FL	9.72%	147
Selective Ins Co of Amer	8.08%	122
Homesite Ins Co	4.75%	72
Integon Natl Ins Co	0.93%	14
Hartford Underwriters Ins Co	0.89%	13
Foremost Ins Co Grand Rapids MI	0.44%	7
Liberty Mut Fire Ins Co	0.16%	2
Occidental Fire & Cas Co of NC	0.15%	2
Privilege Underwriters Recp Exch	0.08%	1
QBE Ins Corp	0.07%	1
Metropolitan Grp Prop & Cas Ins Co	0.05%	1
Philadelphia Ind Ins Co	0.03%	0

Fidelity		
Company Name	% of Market	Direct Prens Written
Travelers Cas & Surety Co of Amer	14.96%	349
State Farm Fire & Cas Co	12.80%	298
Cumis Ins Society Inc	11.44%	267
National Union Fire Ins Co of Pitts	10.77%	251
Federal Ins Co	6.29%	147
Western Surety Co	5.37%	125
Hartford Fire Ins Co	4.50%	105
Great Amer Ins Co	4.33%	101
Berkley Ins Co	3.86%	90
Atlantic Specialty Ins Co	3.82%	89
Alaska Natl Ins Co	3.77%	88
Continental Cas Co	2.63%	61
Everest Natl Ins Co	1.99%	46
Markel Amer Ins Co	1.77%	41
Beazley Ins Co Inc	1.66%	39
Philadelphia Ind Ins Co	1.27%	30
Colonial Surety Co	1.24%	29
Hanover Ins Co	1.21%	28
Ohio Cas Ins Co	1.19%	28
Zurich Amer Ins Co	1.11%	26

Financial Guaranty		
Company Name	% of Market	Direct Prens Written*
Assured Guar Corp	100.00%	203

\*Premiums under \$500 are rounded to zero.

## PROPERTY/CASUALTY MARKET SHARE 2019 (\$000)

Fire		
Company Name	% of Market	Direct Prens Written
Allianz Global Risks US Ins Co	31.10%	15,042
Umialik Ins Co	15.91%	7,696
American Reliable Ins Co	5.63%	2,724
Factory Mut Ins Co	5.09%	2,460
Zurich Amer Ins Co	4.65%	2,249
Areca Ins Exch	4.18%	2,021
Affiliated Fm Ins Co	3.18%	1,537
Sompo Amer Ins Co	3.10%	1,501
Safeco Ins Co of Amer	2.90%	1,400
United Serv Automobile Assn	2.87%	1,390
Great Divide Ins Co	2.84%	1,374
Liberty Mut Fire Ins Co	2.47%	1,195
XL Ins Amer Inc	1.97%	951
American Security Ins Co	1.21%	584
Westchester Fire Ins Co	1.20%	581
Foremost Ins Co Grand Rapids MI	1.20%	579
American Guar & Liab Ins	1.15%	555
Travelers Prop Cas Co of Amer	1.04%	502
USAA Cas Ins Co	0.99%	477
Westport Ins Corp	0.96%	465

Homeowners Multiple Peril		
Company Name	% of Market	Direct Prens Written
State Farm Fire & Cas Co	32.17%	54,845
Allstate Ins Co	9.45%	16,108
Allstate Prop & Cas Ins Co	9.09%	15,503
Country Mut Ins Co	8.62%	14,693
United Serv Automobile Assn	8.44%	14,390
Safeco Ins Co of IN	8.38%	14,290
Umialik Ins Co	6.53%	11,135
USAA Cas Ins Co	3.97%	6,772
USAA Gen Ind Co	3.69%	6,287
Liberty Mut Fire Ins Co	1.58%	2,690
Garrison Prop & Cas Ins Co	1.55%	2,647
Foremost Ins Co Grand Rapids MI	1.22%	2,073
Occidental Fire & Cas Co of NC	1.09%	1,866
Teachers Ins Co	0.96%	1,630
Hartford Ins Co of The Midwest	0.76%	1,299
Horace Mann Ins Co	0.75%	1,274
American Bankers Ins Co of FL	0.35%	604
Safeco Ins Co of Amer	0.30%	519
Privilege Underwriters Recp Exch	0.16%	271
Stillwater Ins Co	0.15%	263

Inland Marine		
Company Name	% of Market	Direct Prens Written
National Union Fire Ins Co of Pitts	22.05%	18,303
Continental Cas Co	19.84%	16,471
Jefferson Ins Co	6.92%	5,741
State Farm Fire & Cas Co	5.06%	4,201
Factory Mut Ins Co	4.49%	3,723
Alaska Natl Ins Co	3.24%	2,693
Affiliated Fm Ins Co	2.95%	2,450
Liberty Ins Underwriters Inc	2.85%	2,369
Umialik Ins Co	2.06%	1,708
National Cas Co	1.96%	1,630
Ohio Cas Ins Co	1.57%	1,306
Travelers Prop Cas Co of Amer	1.52%	1,259
Zurich Amer Ins Co	1.33%	1,106
Progressive Direct Ins Co	1.27%	1,057
Starr Ind & Liab Co	1.20%	993
American Zurich Ins Co	1.11%	922
Safeco Ins Co of Amer	1.08%	899
Allstate Prop & Cas Ins Co	0.98%	813
AGCS Marine Ins Co	0.93%	771
Allmerica Fin Benefit Ins Co	0.86%	713

## PROPERTY/CASUALTY MARKET SHARE 2019 (\$000)

Medical Professional Liability		
Company Name	% of Market	Direct Prens Written
Medical Ins Exch of CA	51.78%	9,719
Norcal Mut Ins Co	20.76%	3,896
Physicians Ins A Mut Co	7.51%	1,409
Aspen Amer Ins Co	4.16%	780
American Cas Co of Reading PA	3.56%	668
NCMIC Ins Co	2.55%	478
Dentists Ins Co	2.25%	422
Medical Protective Co	1.95%	366
Doctors Co An Interins Exch	1.50%	281
Liberty Ins Underwriters Inc	0.98%	185
ProAssurance Ins Co of Amer	0.98%	183
Fair Amer Ins & Reins Co	0.56%	105
Ace Amer Ins Co	0.47%	88
Church Mut Ins Co	0.28%	53
Allied World Ins Co	0.23%	44
Pharmacists Mut Ins Co	0.18%	33
Fortress Ins Co	0.11%	21
Berkshire Hathaway Specialty Ins Co	0.07%	14
American Alt Ins Corp	0.05%	10
State Farm Fire & Cas Co	0.05%	9

Mortgage Guaranty		
Company Name	% of Market	Direct Prens Written
Radian Guar Inc	28.69%	5,223
Essent Guar Inc	19.14%	3,484
ARCH Mortgage Ins Co	17.73%	3,227
Mortgage Guar Ins Corp	16.42%	2,989
Genworth Mortgage Ins Corp	9.69%	1,765
United Guar Residential Ins Co	7.24%	1,319
National Mortgage Ins Corp	1.07%	194
ARCH Mortgage Assur Co	0.01%	1

Multiple Peril Crop		
Company Name	% of Market	Direct Prens Written
Rural Comm Ins Co	100.00%	101

Ocean Marine		
Company Name	% of Market	Direct Prens Written
Navigators Ins Co	14.80%	5,640
Atlantic Specialty Ins Co	7.74%	2,951
Travelers Prop Cas Co of Amer	7.54%	2,874
XL Specialty Ins Co	6.54%	2,493
Liberty Mut Ins Co	6.33%	2,411
AGCS Marine Ins Co	5.46%	2,082
Aspen Amer Ins Co	4.86%	1,852
New York Marine & Gen Ins Co	4.37%	1,664
StarStone Natl Ins Co	4.01%	1,528
Stratford Ins Co	3.58%	1,365
Endurance Amer Ins Co	3.57%	1,359
United States Fire Ins Co	3.27%	1,245
Zurich Amer Ins Co	2.82%	1,073
Markel Amer Ins Co	2.53%	965
GEICO Marine Ins Co	2.32%	884
Alaska Natl Ins Co	1.78%	678
Ace Amer Ins Co	1.78%	678
Continental Ins Co	1.76%	669
North Amer Specialty Ins Co	1.63%	621
National Specialty Ins Co	1.41%	539

## PROPERTY/CASUALTY MARKET SHARE 2019 (\$000)

Other Liability		
Company Name	% of Market	Direct Prens Written
Alaska Natl Ins Co	8.51%	7,867
Umialik Ins Co	8.09%	7,484
Great Divide Ins Co	5.65%	5,222
Cumis Ins Society Inc	5.03%	4,653
State Farm Fire & Cas Co	3.72%	3,436
Allianz Global Risks US Ins Co	3.25%	3,005
Ohio Cas Ins Co	3.21%	2,970
Securian Cas Co	3.06%	2,829
Philadelphia Ind Ins Co	2.69%	2,488
ALPS Prop & Cas Ins Co	2.57%	2,380
Ace Prop & Cas Ins Co	2.51%	2,320
Travelers Cas & Surety Co of Amer	2.42%	2,238
Great Amer Assur Co	2.29%	2,119
RSUI Ind Co	2.22%	2,051
Continental Cas Co	2.08%	1,927
Liberty Mut Fire Ins Co	2.08%	1,927
American Bankers Ins Co of FL	1.94%	1,793
Ace Amer Ins Co	1.88%	1,740
National Union Fire Ins Co of Pitts	1.70%	1,569
Genesis Ins Co	1.57%	1,449

Private Flood		
Company Name	% of Market	Direct Prens Written*
XL Ins Amer Inc	47.90%	284
American Security Ins Co	19.79%	117
Zurich Amer Ins Co	9.52%	56
Westport Ins Corp	6.58%	39
American Guar & Liab Ins	6.53%	39
Employers Ins Co of Wausau	3.37%	20
North Amer Elite Ins Co	2.63%	16
Liberty Mut Fire Ins Co	1.84%	11
Integon Natl Ins Co	0.95%	6
National Cas Co	0.51%	3
Crestbrook Ins Co	0.26%	2
Arch Ins Co	0.14%	1

Private Passenger Auto - No Fault and Liability		
Company Name	% of Market	Direct Prens Written
State Farm Mut Auto Ins Co	26.86%	78,145
Progressive Direct Ins Co	6.96%	20,248
GEICO Advantage Ins Co	6.37%	18,527
United Serv Automobile Assn	5.79%	16,844
Progressive Specialty Ins Co	4.90%	14,250
USAA Cas Ins Co	4.78%	13,899
USAA Gen Ind Co	4.54%	13,217
Allstate Fire & Cas Ins Co	4.44%	12,906
GEICO Choice Ins Co	4.24%	12,337
Safeco Ins Co of IN	3.76%	10,936
State Farm Fire & Cas Co	3.19%	9,295
Geico Gen Ins Co	3.14%	9,128
Allstate Ins Co	3.02%	8,787
GEICO Secure Ins Co	2.21%	6,444
Garrison Prop & Cas Ins Co	2.14%	6,236
Allstate Prop & Cas Ins Co	2.06%	6,002
Country Pref Ins Co	1.95%	5,671
Hartford Ins Co of The Midwest	1.86%	5,424
Government Employees Ins Co	1.45%	4,206
Geico Ind Co	1.30%	3,779



## PROPERTY/CASUALTY MARKET SHARE 2019 (\$000)

Private Passenger Auto - Physical Damage		
Company Name	% of Market	Direct Prems Written
State Farm Mut Auto Ins Co	25.06%	54,506
United Serv Automobile Assn	6.97%	15,158
Allstate Fire & Cas Ins Co	6.49%	14,119
GEICO Advantage Ins Co	6.25%	13,592
USAA Gen Ind Co	5.54%	12,047
Allstate Ins Co	5.13%	11,150
Progressive Direct Ins Co	4.67%	10,149
USAA Cas Ins Co	4.47%	9,721
GEICO Choice Ins Co	3.63%	7,905
Safeco Ins Co of IN	3.00%	6,524
Geico Gen Ins Co	2.94%	6,398
Allstate Prop & Cas Ins Co	2.93%	6,367
Progressive Specialty Ins Co	2.76%	6,000
State Farm Fire & Cas Co	2.65%	5,763
Lyndon Southern Ins Co	2.33%	5,072
Country Pref Ins Co	1.95%	4,250
Garrison Prop & Cas Ins Co	1.95%	4,243
Hartford Ins Co of The Midwest	1.80%	3,925
Government Employees Ins Co	1.56%	3,383
Geico Ind Co	1.46%	3,185

Products Liability		
Company Name	% of Market	Direct Prems Written
Umialik Ins Co	31.35%	1,218
Liberty Mut Fire Ins Co	9.14%	355
Northland Cas Co	9.02%	351
Ace Prop & Cas Ins Co	8.80%	342
Great Divide Ins Co	3.86%	150
Allianz Global Risks US Ins Co	3.81%	148
Valley Forge Ins Co	3.64%	141
Ohio Security Ins Co	2.96%	115
Liberty Mut Ins Co	1.93%	75
American Zurich Ins Co	1.76%	68
Markel Ins Co	1.68%	65
Sompo Amer Ins Co	1.68%	65
Everest Natl Ins Co	1.64%	64
Zurich Amer Ins Co	1.58%	62
Alaska Natl Ins Co	1.23%	48
St Paul Guardian Ins Co	1.13%	44
Benchmark Ins Co	0.94%	37
West Amer Ins Co	0.90%	35
Zurich Amer Ins Co of IL	0.88%	34
Electric Ins Co	0.86%	33

Surety		
Company Name	% of Market	Direct Prems Written
Liberty Mut Ins Co	23.60%	6,873
Travelers Cas & Surety Co of Amer	19.35%	5,636
Western Surety Co	9.16%	2,669
Lexon Ins Co	6.61%	1,926
Hartford Fire Ins Co	5.37%	1,564
Fidelity & Deposit Co of MD	4.52%	1,317
Ohio Cas Ins Co	3.85%	1,121
Federal Ins Co	3.74%	1,089
Contractors Bonding & Ins Co	2.42%	704
North Amer Specialty Ins Co	2.25%	655
International Fidelity Ins Co	1.67%	486
Great Amer Ins Co	1.59%	462
Argonaut Ins Co	1.54%	449
Berkley Ins Co	1.45%	422
Developers Surety & Ind Co	1.34%	389
Merchants Bonding Co a Mut	1.07%	312
Western Natl Mut Ins Co	1.06%	309
Westchester Fire Ins Co	1.03%	300
Suretec Ins Co	0.75%	219
US Specialty Ins Co	0.75%	217

## PROPERTY/CASUALTY MARKET SHARE 2019 (\$000)

Warranty		
Company Name	% of Market	Direct Prens Written
American Mercury Ins Co	57.84%	425
Dealers Assur Co	15.15%	111
Universal Underwriters Ins Co	11.54%	85
Wesco Ins Co	11.23%	82
National Cas Co	4.42%	33
Old Republic Ins Co	2.00%	15
Evergreen Natl Ind Co	0.15%	1
Old United Cas Co	0.11%	1

Workers Compensation		
Company Name	% of Market	Direct Prens Written
Alaska Natl Ins Co	30.04%	67,887
Republic Ind Co of Amer	4.82%	10,880
Umialik Ins Co	4.65%	10,505
American Interstate Ins Co	4.51%	10,195
Ohio Cas Ins Co	4.46%	10,077
Berkshire Hathaway Homestate Ins Co	3.55%	8,024
Travelers Prop Cas Co of Amer	2.32%	5,247
American Zurich Ins Co	2.28%	5,158
Zurich Amer Ins Co	2.18%	4,933
Liberty Ins Corp	2.07%	4,674
Amguard Ins Co	2.01%	4,539
American Fire & Cas Co	1.99%	4,490
Alaska Timber Ins Exch	1.97%	4,455
Zurich Amer Ins Co of IL	1.91%	4,312
Markel Ins Co	1.82%	4,108
Starr Ind & Liab Co	1.80%	4,062
Employers Ins Co of Wausau	1.79%	4,044
Ace Amer Ins Co	1.71%	3,868
LM Ins Corp	1.43%	3,239
National Union Fire Ins Co of Pitts	1.41%	3,192

Total		
Company Name	% of Market	Direct Prens Written
State Farm Mut Auto Ins Co	9.04%	139,111
Alaska Natl Ins Co	6.70%	102,987
State Farm Fire & Cas Co	6.69%	102,968
Umialik Ins Co	3.96%	60,957
United Serv Automobile Assn	3.50%	53,888
Allstate Ins Co	2.72%	41,807
USAA Gen Ind Co	2.19%	33,629
USAA Cas Ins Co	2.16%	33,187
GEICO Advantage Ins Co	2.09%	32,119
Safeco Ins Co of IN	2.08%	31,923
Progressive Direct Ins Co	2.07%	31,810
National Union Fire Ins Co of Pitts	1.88%	28,897
Allstate Prop & Cas Ins Co	1.88%	28,863
Allstate Fire & Cas Ins Co	1.76%	27,025
Country Mut Ins Co	1.65%	25,359
Allianz Global Risks US Ins Co	1.37%	21,034
Progressive Specialty Ins Co	1.32%	20,296
GEICO Choice Ins Co	1.32%	20,242
Continental Cas Co	1.28%	19,714
Ohio Cas Ins Co	1.22%	18,775

## PROPERTY/CASUALTY TOTAL BUSINESS 2019 (\$000)

Company Name	Dom	Direct Written Prem	Direct Earned Prem	Dividends Paid	Direct Losses Paid	Direct Losses Incurred
21st Century Centennial Ins Co	PA	0	0	0	283	195
21st Century N Amer Ins Co	NY	0	0	0	71	33
21st Century Pacific Ins Co	CO	0	0	0	42	17
21st Century Premier Ins Co	PA	0	0	0	9	7
Acceptance Ind Ins Co	NE	650	639	0	23	-155
Accident Fund Gen Ins Co	MI	-2	-1	0	0	0
Accident Fund Ins Co of Amer	MI	96	38	0	1	-77
Accident Fund Natl Ins Co	MI	18	16	0	0	0
Accredited Surety & Cas Co Inc	FL	0	0	0	0	1
Ace Amer Ins Co	PA	14,236	13,814	0	25,156	15,820
Ace Fire Underwriters Ins Co	PA	18	23	0	3	21
Ace Prop & Cas Ins Co	PA	2,692	2,407	0	30	1,085
ACIG Ins Co	IL	2	2	0	0	0
Acstar Ins Co	IL	0	-1	0	0	-10
Aegis Security Ins Co	PA	2	2	0	0	0
Affiliated Fm Ins Co	RI	5,335	4,957	0	2,725	276
AGCS Marine Ins Co	IL	3,051	3,332	0	1,603	1,866
AIG Assur Co	IL	-16	-1	0	11	-27
AIG Prop Cas Co	IL	76	114	0	55	192
AIU Ins Co	NY	0	0	0	0	-8
Alaska Natl Ins Co	AK	102,987	110,015	0	37,706	26,305
Alaska Timber Ins Exch	AK	4,455	4,455	1,080	2,080	-464
Alea North America Ins Co	NY	0	0	0	3	3
Allegheny Cas Co	NJ	19	19	0	0	-1
Allianz Global Risks US Ins Co	IL	21,034	20,576	0	500	1,670
Allied World Ins Co	NH	245	212	0	0	10
Allied World Natl Assur Co	NH	355	623	0	0	32
Allied World Specialty Ins Co	DE	1,027	985	0	35	156
Allmerica Fin Benefit Ins Co	MI	720	725	0	2,070	2,100
Allstate Fire & Cas Ins Co	IL	27,025	25,882	0	12,802	13,496
Allstate Ind Co	IL	5,776	5,682	0	2,089	1,973
Allstate Ins Co	IL	41,807	42,905	0	15,802	15,180
Allstate Prop & Cas Ins Co	IL	28,863	28,815	0	13,401	13,243

Company Name	Dom	Direct Written Prem	Direct Earned Prem	Dividends Paid	Direct Losses Paid	Direct Losses Incurred
Allstate Vehicle & Prop Ins Co	IL	0	0	0	0	0
ALPS Prop & Cas Ins Co	MT	2,380	2,434	0	735	180
Ambac Assur Corp	WI	0	8	0	0	0
American Alt Ins Corp	DE	1,358	1,347	0	315	15
American Automobile Ins Co	MO	556	617	0	74	-58
American Bankers Ins Co of FL	FL	2,733	2,666	0	1,059	1,136
American Cas Co of Reading PA	PA	1,028	1,011	0	70	-71
American Commerce Ins Co	OH	107	83	0	5	11
American Contractors Ind Co	CA	100	66	0	0	-4
American Economy Ins Co	IN	8	11	0	537	286
American Equity Ins Co	AZ	0	0	0	0	-9
American Family Home Ins Co	FL	28	29	0	0	2
American Fire & Cas Co	NH	6,968	7,498	0	1,815	1,531
American Guar & Liab Ins	NY	2,358	2,137	0	150	174
American Home Assur Co	NY	569	600	0	393	3,178
American Ins Co	OH	1,472	1,809	0	776	-593
American Interstate Ins Co	NE	10,195	10,292	0	4,736	7,519
American Mercury Ins Co	OK	425	482	0	330	328
American Modern Home Ins Co	OH	995	912	0	298	375
American Modern Prop & Cas Ins Co	OH	116	64	0	0	2
American Natl Prop & Cas Co	MO	57	64	0	9	-15
American Pet Ins Co	NY	667	636	0	345	359
American Reliable Ins Co	AZ	3,394	3,545	0	226	-5
American Road Ins Co	MI	4	22	0	15	14
American Security Ins Co	DE	2,161	2,057	0	845	865
American Southern Home Ins Co	FL	78	72	0	4	70
American States Ins Co	IN	34	61	0	1	17
American Zurich Ins Co	IL	6,339	6,285	0	3,314	-4,425
Amerisure Ins Co	MI	0	0	0	0	0
Amerisure Mut Ins Co	MI	28	18	0	169	-16
Amerisure Partners Ins Co	MI	0	0	0	0	0
Amex Assur Co	IL	303	303	0	87	113

## PROPERTY/CASUALTY TOTAL BUSINESS 2019 (\$000)

Company Name	Dom	Direct Written Prem	Direct Earned Prem	Dividends Paid	Direct Losses Paid	Direct Losses Incurred
Amguard Ins Co	PA	4,539	4,592	0	625	2,913
Amica Mut Ins Co	RI	385	371	23	228	214
Arag Ins Co	IA	127	127	0	53	60
Arch Ins Co	MO	5,159	5,639	0	1,163	849
ARCH Mortgage Assur Co	WI	1	1	0	0	0
ARCH Mortgage Ins Co	WI	3,227	3,212	0	476	605
Areca Ins Exch	AK	6,087	6,079	2,607	3,007	8,680
Argonaut Great Central Ins Co	IL	0	0	0	0	-1
Argonaut Ins Co	IL	1,096	990	388	146	311
Argonaut Midwest Ins Co	IL	152	151	0	36	78
Armed Forces Ins Exch	KS	323	334	0	203	120
Arrowood Ind Co	DE	0	0	0	4	571
Ascot Ins Co	CO	100	29	0	0	7
Aspen Amer Ins Co	TX	3,955	3,119	0	1,412	2,645
Associated Ind Corp	CA	702	739	0	153	-137
Assured Guar Corp	MD	203	299	0	0	0
Assured Guar Municipal Corp	NY	0	414	0	0	0
Atlantic Specialty Ins Co	NY	4,682	4,732	0	2,202	1,768
Avemco Ins Co	MD	2,968	2,765	0	1,635	1,921
AXA Ins Co	NY	218	250	0	7,889	3,683
Axis Ins Co	IL	871	852	0	60	50
Balboa Ins Co	CA	0	0	0	0	-1
Bankers Ins Co	FL	5	5	0	0	0
Bankers Standard Ins Co	PA	32	33	0	1	-6
BCS Ins Co	OH	134	183	0	35	54
Beazley Ins Co Inc	CT	76	91	0	75	71
Bedivere Ins Co	PA	0	0	0	14	637
Benchmark Ins Co	KS	1,267	1,105	0	773	590
Berkley Cas Co	IA	402	402	0	767	2,944
Berkley Ins Co	DE	553	702	0	0	-150
Berkley Natl Ins Co	IA	86	48	0	0	-39
Berkley Regional Ins Co	IA	5	27	0	0	-21
Berkshire Hathaway Direct Ins Co	NE	65	61	0	26	83

Company Name	Dom	Direct Written Prem	Direct Earned Prem	Dividends Paid	Direct Losses Paid	Direct Losses Incurred
Berkshire Hathaway Homestate Ins Co	NE	10,856	11,051	0	4,198	1,284
Berkshire Hathaway Specialty Ins Co	NE	1,877	1,941	0	2,494	5,756
BITCO Gen Ins Corp	IL	0	0	0	0	0
Bond Safeguard Ins Co	SD	0	0	0	0	0
California Ins Co	CA	641	641	0	240	905
Capitol Ind Corp	WI	134	136	0	-7	-28
Carolina Cas Ins Co	IA	191	176	0	0	13
Caterpillar Ins Co	MO	133	69	0	0	0
Catlin Ind Co	DE	0	0	0	0	-22
Catlin Ins Co	TX	50	64	0	148	-937
Central States Ind Co of Omaha	NE	4	4	0	0	0
Century Ind Co	PA	0	0	0	1	-102
Charter Oak Fire Ins Co	CT	1,437	1,305	3	563	704
Chicago Ins Co	IL	0	0	0	0	0
Chubb Ind Ins Co	NY	269	249	0	69	262
Chubb Natl Ins Co	IN	11	11	0	0	1
Church Mut Ins Co	WI	5,481	5,384	85	1,732	1,360
Citizens Ins Co of Amer	MI	1	1	0	0	0
Clarendon Natl Ins Co	TX	-44	-44	0	736	-201
Colonial Amer Cas & Surety Co	IL	0	0	0	-1	-5
Colonial Surety Co	PA	37	33	0	0	-1
Columbia Ins Co	NE	860	817	0	90	-121
Commerce & Industry Ins Co	NY	1,695	1,849	0	1,718	405
Continental Cas Co	IL	19,714	19,744	0	12,071	10,820
Continental Ins Co	PA	837	940	2	2,452	2,876
Continental Western Ins Co	IA	5	9	0	68	66
Contractors Bonding & Ins Co	IL	705	786	0	-24	-37
CorePointe Ins Co	DE	0	1	0	0	-23
Country Cas Ins Co	IL	788	740	0	263	346
Country Mut Ins Co	IL	25,359	24,852	0	11,482	11,578
Country Pref Ins Co	IL	9,924	9,673	0	5,640	6,235
Courtesy Ins Co	FL	0	0	0	0	0

## PROPERTY/CASUALTY TOTAL BUSINESS 2019 (\$000)

Company Name	Dom	Direct Written Prem	Direct Earned Prem	Dividends Paid	Direct Losses Paid	Direct Losses Incurred
Crestbrook Ins Co	OH	352	351	0	197	926
Crum & Forster Ind Co	DE	150	149	0	133	-8
Cumis Ins Society Inc	IA	5,112	4,968	0	2,711	2,506
Dairyland Ins Co	WI	0	0	0	0	0
Dealers Assur Co	OH	111	27	0	17	17
Dentists Ins Co	CA	422	432	9	5	47
Developers Surety & Ind Co	CA	389	508	0	-1	2
Diamond State Ins Co	IN	0	0	0	0	0
Discover Prop & Cas Ins Co	CT	0	0	0	0	-25
Doctors Co An Interins Exch	CA	281	259	3	175	-1,766
Eastguard Ins Co	PA	168	160	0	91	187
Electric Ins Co	MA	188	188	0	188	349
Empire Fire & Marine Ins Co	IL	1,861	1,833	0	498	966
Employers Assur Co	FL	49	7	0	0	1
Employers Compensation Ins Co	CA	34	6	0	0	1
Employers Fire Ins Co	PA	0	0	0	0	0
Employers Ins Co of Wausau	WI	5,055	4,845	0	2,656	2,885
Employers Mut Cas Co	IA	18	24	0	12	24
Employers Preferred Ins Co	FL	191	66	0	1	14
Endurance Amer Ins Co	DE	10,960	8,471	0	2,911	6,450
Endurance Assur Corp	DE	2	7	0	0	-3
Essent Guar Inc	PA	3,484	3,505	0	56	322
Essentia Ins Co	MO	342	321	0	80	90
Everest Denali Ins Co	DE	798	706	0	134	486
Everest Natl Ins Co	DE	1,897	1,636	0	577	53
Everest Premier Ins Co	DE	97	122	0	4	69
Everest Reins Co	DE	4	3	0	0	-1
Evergreen Natl Ind Co	OH	1	1	0	0	-1
Executive Risk Ind Inc	DE	229	267	0	0	-194
Factory Mut Ins Co	RI	15,123	14,583	0	1,948	-1,359
Fair Amer Ins & Reins Co	NY	105	105	0	0	6
Farmington Cas Co	CT	1	1	0	0	-3
Federal Ins Co	IN	4,866	5,019	0	1,286	923
Federated Mut Ins Co	MN	4	4	0	0	0

Company Name	Dom	Direct Written Prem	Direct Earned Prem	Dividends Paid	Direct Losses Paid	Direct Losses Incurred
Federated Rural Electric Ins Exch	KS	0	0	0	0	0
Federated Serv Ins Co	MN	470	455	0	81	40
Fidelity & Deposit Co of MD	IL	1,379	1,259	0	28	91
Fidelity & Guar Ins Co	IA	-41	-41	0	286	-262
Fidelity & Guar Ins Underwriters Inc	WI	0	0	0	0	3
Financial Pacific Ins Co	CA	0	0	0	0	0
Firemans Fund Ins Co	CA	1,603	1,474	0	429	400
Firemens Ins Co of Washington DC	DE	1	0	0	0	0
First Colonial Ins Co	FL	3	52	0	30	7
First Liberty Ins Corp	IL	712	658	0	847	446
First Natl Ins Co of Amer	NH	134	163	0	13	-10
Florists Mut Ins Co	IL	64	73	0	11	-4
Foremost Ins Co Grand Rapids MI	MI	3,679	3,579	0	1,594	1,401
Foremost Prop & Cas Ins Co	MI	263	277	0	161	78
Foremost Signature Ins Co	MI	-4	101	0	25	-190
Fortress Ins Co	IL	21	20	0	0	2
Freedom Specialty Ins Co	OH	140	64	0	0	14
Garrison Prop & Cas Ins Co	TX	14,069	13,980	0	7,890	5,534
GEICO Advantage Ins Co	NE	32,119	30,898	0	20,801	23,363
Geico Cas Co	MD	1,622	1,688	0	819	498
GEICO Choice Ins Co	NE	20,242	19,608	0	12,456	14,006
Geico Gen Ins Co	MD	15,526	15,913	0	9,416	6,432
Geico Ind Co	MD	6,964	7,122	0	4,202	2,999
GEICO Marine Ins Co	MD	884	823	0	289	64
GEICO Secure Ins Co	NE	9,568	9,160	0	5,098	5,262
General Cas Co of WI	WI	226	145	0	21	45
General Ins Co of Amer	NH	235	231	0	17	5
General Reins Corp	DE	504	447	0	441	128
General Star Natl Ins Co	DE	0	0	0	0	14
Generali Us Branch	NY	246	256	0	156	234
Genesis Ins Co	DE	1,449	1,235	0	0	1,818
Genworth Mortgage Ins Corp	NC	1,765	1,826	0	422	119

## PROPERTY/CASUALTY TOTAL BUSINESS 2019 (\$000)

Company Name	Dom	Direct Written Prem	Direct Earned Prem	Dividends Paid	Direct Losses Paid	Direct Losses Incurred
Government Employees Ins Co	MD	7,792	7,960	0	4,130	3,049
Granite State Ins Co	IL	2,185	2,223	0	659	58
Gray Ins Co	LA	23	23	0	31	59
Great Amer Alliance Ins Co	OH	662	659	0	-10	-41
Great Amer Assur Co	OH	2,995	3,099	0	173	334
Great Amer Ins Co	OH	6,130	4,638	0	-6,765	-4,327
Great Amer Ins Co of NY	NY	1,047	1,438	0	437	342
Great Amer Spirit Ins Co	OH	20	26	0	0	-4
Great Divide Ins Co	ND	7,796	7,744	0	1,847	1,795
Great Midwest Ins Co	TX	0	0	0	-11	-11
Great Northern Ins Co	IN	377	384	1	18	67
Great West Cas Co	NE	0	0	0	0	-1
Greenwich Ins Co	DE	222	217	0	241	663
Guarantee Co of N Amer USA	MI	74	157	0	0	1
Guideone Mut Ins Co	IA	837	869	0	118	-279
Hallmark Ins Co	AZ	136	133	0	0	-21
Hanover Amer Ins Co	NH	10	9	0	0	1
Hanover Ins Co	NH	514	607	0	139	-30
Harco Natl Ins Co	IL	89	137	0	9	-19
Hartford Accident & Ind Co	CT	80	76	0	6	-19
Hartford Cas Ins Co	IN	145	150	0	14	20
Hartford Fire Ins Co	CT	2,889	2,761	0	1,174	1,442
Hartford Ins Co of The Midwest	IN	11,609	12,161	0	8,351	10,267
Hartford Steam Boil Inspec & Ins Co	CT	251	280	0	13	-15
Hartford Underwriters Ins Co	CT	90	96	0	12	60
HDI Global Ins Co	IL	194	211	0	489	-374
Heritage Ind Co	CA	0	1	0	0	0
Hiscox Ins Co Inc	IL	473	559	0	-2	77
Homesite Ins Co	WI	72	104	0	0	0
Horace Mann Ins Co	IL	2,545	2,573	0	1,394	1,298
Horace Mann Prop & Cas Ins Co	IL	2,556	2,624	0	1,312	1,577
Hudson Ins Co	DE	606	625	0	-21	-65
Illinois Natl Ins Co	IL	1,724	1,705	0	63	714

Company Name	Dom	Direct Written Prem	Direct Earned Prem	Dividends Paid	Direct Losses Paid	Direct Losses Incurred
Imperium Ins Co	TX	28	28	0	0	0
Indemnity Co of CA	CA	48	80	0	0	-3
Indemnity Ins Co of North Amer	PA	2,167	2,098	0	250	463
Indemnity Natl Ins Co	MS	6	1	0	0	0
Independence Amer Ins Co	DE	681	678	0	935	2,467
Insurance Co of N Amer	PA	94	102	0	260	63
Insurance Co of The State of PA	IL	1,147	1,905	0	454	-6,064
Insurance Co of The West	CA	1,645	1,434	0	38	2
Integon Natl Ins Co	NC	866	1,293	0	384	151
International Fidelity Ins Co	NJ	486	382	0	3	-4
Intrepid Ins Co	IA	76	75	0	27	70
Ironshore Ind Inc	MN	349	440	0	82	255
Jefferson Ins Co	NY	5,741	5,500	0	852	815
Jewelers Mut Ins Co	WI	199	201	0	61	61
Lamorak Ins Co	PA	0	0	0	0	0
Lancer Ins Co	IL	767	754	0	89	125
Lexon Ins Co	TX	1,942	1,369	0	79	-11
Liberty Ins Corp	IL	5,010	4,291	0	2,336	-643
Liberty Ins Underwriters Inc	IL	2,652	2,693	0	2,235	2,746
Liberty Mut Fire Ins Co	WI	12,390	11,816	0	2,989	1,104
Liberty Mut Ins Co	MA	10,780	11,154	0	3,436	3,163
Liberty Northwest Ins Corp	OR	1,199	1,215	0	5,344	-1,644
LM Ins Corp	IL	3,931	4,155	0	1,004	3,079
Lyndon Southern Ins Co	DE	5,122	5,117	0	1,702	2,712
Manufacturers Alliance Ins Co	PA	259	203	0	102	-32
Markel Amer Ins Co	VA	1,643	1,687	0	203	144
Markel Ins Co	IL	7,023	7,280	0	2,792	3,271
Massachusetts Bay Ins Co	NH	43	37	0	104	92
MBIA Ins Corp	NY	0	40	0	0	0
Medical Ins Exch of CA	CA	9,853	10,976	1,901	1,001	3,630
Medical Protective Co	IN	367	354	0	0	110
MEMIC Ind Co	NH	6	6	0	0	4
Merchants Bonding Co a Mut	IA	329	282	0	2	7
Merchants Natl Bonding Inc	IA	105	88	0	0	2

## PROPERTY/CASUALTY TOTAL BUSINESS 2019 (\$000)

Company Name	Dom	Direct Written Prem	Direct Earned Prem	Dividends Paid	Direct Losses Paid	Direct Losses Incurred
Metropolitan Drt Prop & Cas Ins Co	RI	0	0	0	0	0
Metropolitan Grp Prop & Cas Ins Co	RI	427	459	0	180	81
MIC Gen Ins Corp	MI	731	647	0	1,000	1,085
MIC Prop & Cas Ins Corp	MI	220	465	0	303	305
Midvale Ind Co	WI	64	48	0	0	7
Midwest Employers Cas Co	DE	1,158	1,150	0	809	93
Mitsui Sumitomo Ins Co of Amer	NY	829	803	0	4	90
Mitsui Sumitomo Ins USA Inc	NY	560	563	0	47	175
Mortgage Guar Ins Corp	WI	2,989	2,938	0	329	205
Motors Ins Corp	MI	228	228	0	59	56
National Amer Ins Co	OK	0	1	0	0	1
National Cas Co	OH	6,816	6,577	0	3,525	3,409
National Farmers Union Prop & Cas	NC	37	38	0	0	-31
National Fire Ins Co of Hartford	IL	248	231	0	60	-12
National Gen Ins Co	MO	212	210	0	12	-38
National Ind Co	NE	2,538	2,294	0	349	1,014
National Interstate Ins Co	OH	4,517	4,598	0	2,736	1,794
National Liab & Fire Ins Co	CT	1,126	1,197	0	779	336
National Mortgage Ins Corp	WI	194	243	0	0	0
National Public Finance Guar Corp	NY	0	88	0	0	0
National Specialty Ins Co	TX	541	374	0	362	138
National Surety Corp	IL	2,212	2,760	0	312	-574
National Union Fire Ins Co of Pitts	PA	28,897	32,926	0	6,615	15,675
Nationwide Affinity Co of Amer	OH	0	0	0	0	0
Nationwide Ins Co of Amer	OH	0	0	0	0	0
Nationwide Mut Fire Ins Co	OH	0	0	0	80	158
Nationwide Mut Ins Co	OH	433	443	0	89	47
Nationwide Prop & Cas Ins Co	OH	0	0	0	0	-1
Navigators Ins Co	NY	5,883	5,716	0	1,952	3,613
NCMIC Ins Co	IA	478	472	35	140	106

Company Name	Dom	Direct Written Prem	Direct Earned Prem	Dividends Paid	Direct Losses Paid	Direct Losses Incurred
New England Ins Co	CT	0	0	0	0	-1
New Hampshire Ins Co	IL	2,680	3,199	0	496	-225
New York Marine & Gen Ins Co	NY	1,921	2,151	0	393	1,185
Norcal Mut Ins Co	CA	3,896	3,972	0	3,579	7,513
Norguard Ins Co	PA	277	325	0	69	135
North Amer Elite Ins Co	NH	2,467	3,472	0	841	3,765
North Amer Specialty Ins Co	NH	1,551	1,364	0	121	302
North Pointe Ins Co	PA	27	30	5	1	-2
North River Ins Co	NJ	435	430	0	58	137
Northland Cas Co	CT	2,431	2,616	0	367	426
Nova Cas Co	NY	425	498	0	26	60
Nutmeg Ins Co	CT	0	0	0	0	-8
Oak River Ins Co	NE	1,599	1,655	0	413	661
OBI Amer Ins Co	PA	0	0	0	0	0
OBI Natl Ins Co	PA	0	0	0	0	-7
Occidental Fire & Cas Co of NC	NC	1,927	1,697	0	276	285
Ohio Cas Ins Co	NH	18,775	17,961	0	3,366	5,570
Ohio Ind Co	OH	30	26	0	0	-2
Ohio Security Ins Co	NH	18,768	18,221	0	5,628	7,947
Old Republic Gen Ins Corp	IL	66	37	0	86	114
Old Republic Ins Co	PA	2,138	2,239	13	3,199	2,461
Old United Cas Co	KS	1	3	0	1	1
Pacific Employers Ins Co	PA	16	5	0	41	27
Pacific Ind Co	WI	321	367	15	143	-575
Palomar Specialty Ins Co	OR	53	100	0	144	86
PartnerRe Amer Ins Co	DE	458	458	0	0	18
Peak Prop & Cas Ins Corp	WI	0	0	0	0	0
Peerless Ins Co	NH	0	0	0	0	-317
Penn Amer Ins Co	PA	555	609	0	101	-199
Pennsylvania Manufacturers Assoc Ins	PA	136	164	0	3	2
Pennsylvania Manufacturers Ind Co	PA	185	178	0	101	59
Permanent Gen Assur Corp	WI	338	469	0	550	521

## PROPERTY/CASUALTY TOTAL BUSINESS 2019 (\$000)

Company Name	Dom	Direct Written Prem	Direct Earned Prem	Dividends Paid	Direct Losses Paid	Direct Losses Incurred
Petroleum Cas Co	TX	20	64	0	12	12
Pharmacists Mut Ins Co	IA	226	224	0	8	30
Philadelphia Ind Ins Co	PA	10,428	10,274	0	6,926	3,601
Phoenix Ins Co	CT	1,494	1,645	0	328	667
Physicians Ins A Mut Co	WA	1,492	1,531	18	33	966
Pinnacle Nat Ins Co	TX	0	0	0	0	21
Plateau Cas Ins Co	TN	89	89	0	44	47
Platte River Ins Co	NE	90	91	0	-7	-7
Plaza Ins Co	IA	0	0	0	0	-8
Praetorian Ins Co	PA	594	683	150	522	60
Pre Paid Legal Cas Inc	OK	149	147	0	48	48
Preferred Professional Ins Co	NE	0	0	0	0	-60
Privilege Underwriters Recp Exch	FL	540	484	0	200	280
ProAssurance Ins Co of Amer	IL	183	206	0	28	24
Procentury Ins Co	MI	0	0	0	0	0
Progressive Cas Ins Co	OH	50	51	0	-5	-8
Progressive Direct Ins Co	OH	31,810	30,826	0	15,831	17,383
Progressive Northwestern Ins Co	OH	3,186	3,251	0	1,803	1,550
Progressive Specialty Ins Co	OH	20,296	20,685	0	12,092	10,976
Property & Cas Ins Co of Hartford	IN	26	28	0	4	1
Protective Ins Co	IN	834	824	0	128	-26
Protective Prop & Cas Ins Co	MO	26	28	0	0	0
Providence Washington Ins Co	RI	0	0	0	424	-338
QBE Ins Corp	PA	5,752	6,092	74	3,657	4,662
Radian Guar Inc	PA	5,223	5,404	0	456	643
Redwood Fire & Cas Ins Co	NE	421	1,269	0	353	512
Regent Ins Co	WI	13	17	0	221	260
Republic Ind Co of Amer	CA	10,880	10,883	405	4,359	3,358
Republic Ind Co of CA	CA	156	159	0	46	-98
Repwest Ins Co	AZ	133	132	0	71	75
Response Worldwide Ins Co	IL	0	0	0	0	0

Company Name	Dom	Direct Written Prem	Direct Earned Prem	Dividends Paid	Direct Losses Paid	Direct Losses Incurred
Riverport Ins Co	IA	-127	-126	0	327	-1,989
RLI Ins Co	IL	1,635	1,681	0	62	377
Roche Surety & Cas Co Inc	FL	0	0	0	0	0
RSUI Ind Co	NH	2,834	2,834	0	0	-1,415
Rural Comm Ins Co	MN	101	98	0	2	4
Safeco Ins Co of Amer	NH	5,033	4,810	0	1,879	2,432
Safeco Ins Co of IL	IL	508	479	0	188	256
Safeco Ins Co of IN	IN	31,923	31,243	0	17,393	20,070
Safety First Ins Co	IL	15	15	0	0	6
Safety Natl Cas Corp	MO	2,467	1,550	0	32	-321
Sagamore Ins Co	IN	181	177	0	63	109
Scottsdale Ind Co	OH	13	12	0	0	1
Securian Cas Co	MN	3,286	3,420	0	1,658	1,379
Security Natl Ins Co	DE	0	2	0	0	0
Select Ins Co	TX	0	0	0	0	0
Selective Ins Co of Amer	NJ	122	117	0	0	21
Seneca Ins Co Inc	NY	7	12	0	0	1
Sentry Cas Co	WI	26	23	0	75	132
Sentry Ins A Mut Co	WI	38	36	0	1,018	488
Sentry Select Ins Co	WI	1,633	1,685	0	273	256
Service Amer Ind Co	OK	0	0	0	0	0
Seven Seas Ins Co Inc	FL	4	4	0	0	0
Sirius Amer Ins Co	NY	13	2	0	1	-67
Sompo Amer Fire & Mar Ins Co Amer	NY	914	441	0	0	197
Sompo Amer Ins Co	NY	2,385	2,319	0	18,611	9,258
Southwest Marine & Gen Ins Co	AZ	0	0	0	0	0
Sparta Ins Co	CT	0	2	0	8	-213
Spinnaker Ins Co	IL	19	13	0	5	6
St Paul Fire & Marine Ins Co	CT	160	147	0	292	-29
St Paul Guardian Ins Co	CT	72	66	0	1	19
St Paul Mercury Ins Co	CT	0	0	0	0	-93
St Paul Protective Ins Co	CT	0	0	0	0	1



## PROPERTY/CASUALTY TOTAL BUSINESS 2019 (\$000)

Company Name	Dom	Direct Written Prem	Direct Earned Prem	Dividends Paid	Direct Losses Paid	Direct Losses Incurred
Standard Fire Ins Co	CT	0	0	0	10	-21
Star Ins Co	MI	2	3	0	0	-3
Starnet Ins Co	IA	573	774	0	433	804
Starr Ind & Liab Co	TX	16,230	14,279	0	11,166	18,921
Starr Specialty Ins Co	TX	422	231	0	23	129
StarStone Natl Ins Co	DE	5,508	-2,258	0	2,023	2,030
State Farm Fire & Cas Co	IL	102,968	103,664	0	62,677	29,806
State Farm Mut Auto Ins Co	IL	139,111	137,120	0	84,750	85,313
State Natl Ins Co Inc	TX	663	676	0	-12	-798
Stillwater Ins Co	CA	373	384	0	153	88
Stonington Ins Co	PA	47	39	0	0	-4
Stratford Ins Co	NH	1,365	1,250	0	303	638
Sun Surety Ins Co	SD	0	0	0	21	21
Suretec Ins Co	TX	219	51	0	0	7
T H E Ins Co	LA	318	265	0	42	212
Teachers Ins Co	IL	2,704	2,736	0	1,555	1,320
Technology Ins Co Inc	DE	68	71	0	22	59
The Cincinnati Ins Co	OH	101	97	0	0	0
The Travelers Cas Co	CT	0	0	0	0	0
TIG Ins Co	CA	0	0	0	53	-145
TNUS Ins Co	NY	0	0	0	0	18
Tokio Marine Amer Ins Co	NY	1,173	1,009	0	112	561
Toyota Motor Ins Co	IA	488	247	0	75	212
Trans Pacific Ins Co	NY	6	17	0	0	-90
Transamerica Cas Ins Co	IA	0	83	0	90	71
Transguard Ins Co of Amer Inc	IL	22	28	0	2	-3
Transportation Ins Co	IL	53	83	-1	49	-40
Transverse Ins Co	TX	0	1	0	0	0
Travelers Cas & Surety Co	CT	421	388	0	21	50
Travelers Cas & Surety Co of Amer	CT	8,521	8,546	0	819	917

Company Name	Dom	Direct Written Prem	Direct Earned Prem	Dividends Paid	Direct Losses Paid	Direct Losses Incurred
Travelers Cas Co of CT	CT	0	0	0	0	0
Travelers Cas Ins Co of Amer	CT	0	0	0	0	0
Travelers Constitution State Ins Co	CT	0	0	0	0	0
Travelers Ind Co	CT	3,542	3,487	0	3,152	2,537
Travelers Ind Co of Amer	CT	2,559	2,505	2	781	491
Travelers Ind Co of CT	CT	933	882	0	170	32
Travelers Prop Cas Co of Amer	CT	13,004	13,503	0	7,962	705
Tri State Ins Co of MN	IA	1	1	0	0	0
Triton Ins Co	TX	2	2	0	0	4
Triumpe Cas Co	OH	122	132	0	42	95
Truck Ins Exch	CA	0	0	0	-1	-2
Trumbull Ins Co	CT	0	0	0	1	-14
Twin City Fire Ins Co Co	IN	349	634	6	348	548
Umialik Ins Co	AK	60,957	58,355	0	21,564	25,679
Unigard Ins Co	WI	0	0	0	0	-1
Union Ins Co	IA	22	17	0	0	3
United Cas & Surety Ins Co	NE	17	15	0	0	2
United Financial Cas Co	OH	8,566	8,107	0	2,827	3,455
United Fire & Cas Co	IA	2	12	0	0	1
United Guar Residential Ins Co	NC	1,319	1,438	0	225	-57
United Serv Automobile Assn	TX	53,888	55,279	9,349	39,857	26,141
United States Fidelity & Guar Co	CT	-271	-17	0	-3	-108
United States Fire Ins Co	DE	3,111	3,174	0	1,265	391
United States Liab Ins Co	PA	405	476	0	18	96
United WI Ins Co	WI	6	10	0	0	0
Universal Underwriters Ins Co	IL	87	37	0	43	-46
Universal Underwriters of TX Ins	IL	0	0	0	0	0
US Specialty Ins Co	TX	3,549	2,549	0	1,042	1,476
USAA Cas Ins Co	TX	33,187	33,409	881	25,397	20,069

## PROPERTY/CASUALTY TOTAL BUSINESS 2019 (\$000)

Company Name	Dom	Direct Written Prem	Direct Earned Prem	Dividends Paid	Direct Losses Paid	Direct Losses Incurred
USAA Gen Ind Co	TX	33,629	33,695	0	22,385	21,146
Utica Mut Ins Co	NY	0	0	0	0	0
Valley Forge Ins Co	PA	992	828	52	348	88
Vanliner Ins Co	MO	1,124	1,211	0	129	214
Vantapro Specialty Ins Co	AR	5	2	0	0	1
Vigilant Ins Co	NY	59	59	5	1,051	479
Virginia Surety Co Inc	IL	203	681	0	853	834
Washington Intl Ins Co	NH	28	32	0	0	-1
Wausau Business Ins Co	WI	0	-11	0	141	109
Wausau Underwriters Ins Co	WI	0	117	0	458	142
WCF Natl Ins Co	UT	241	203	0	48	113
Wellfleet NY Ins Co	NY	1	0	0	0	0
Wesco Ins Co	DE	137	128	0	23	-4
West Amer Ins Co	IN	5,568	6,112	0	1,631	2,467
Westchester Fire Ins Co	PA	2,178	3,069	0	351	-369

Company Name	Dom	Direct Written Prem	Direct Earned Prem	Dividends Paid	Direct Losses Paid	Direct Losses Incurred
Western Natl Mut Ins Co	MN	311	290	0	4	1
Western Surety Co	SD	2,813	3,082	0	83	232
Westfield Ins Co	OH	4	4	0	0	0
Westport Ins Corp	MO	3,453	3,141	0	169	397
Work First Cas Co	DE	0	0	0	0	0
Wright Natl Flood Ins Co	TX	164	168	0	0	35
XL Ins Amer Inc	DE	3,263	3,413	0	26,586	18,065
XL Specialty Ins Co	DE	5,334	5,492	0	1,997	1,550
Zenith Ins Co	CA	11	13	0	2	1
Zurich Amer Ins Co	NY	16,374	16,651	0	4,835	1,212
Zurich Amer Ins Co of IL	IL	4,663	4,977	0	968	2,212

## TITLE INSURANCE COMPANIES 2019 (\$000)

Company Name	NAIC #	DOM	Market Share	Assets	Surplus	Direct Prem Written	Direct Prem Earned	Direct Losses Paid	Direct Losses Incurred
Agents Natl Title Ins Co	12522	MO	0%	18,526	9,352	0	0	0	0
AmTrust Title Ins Co	51578	NY	0%	26,475	21,116	0	0	0	0
Chicago Title Ins Co	50229	FL	5.85%	1,854,616	1,009,266	1,787	1,779	-569	123
Commonwealth Land Title Ins Co	50083	FL	0%	665,146	389,327	0	8	0	0
Fidelity Natl Title Ins Co	51586	FL	10.18%	1,277,130	549,866	3,109	3,089	1	14
First Amer Title Guar Co	51624	TX	0%	50,864	37,102	0	0	0	0
First Amer Title Ins Co	50814	NE	37.11%	3,187,680	1,514,677	11,335	11,210	541	263
Old Republic Natl Title Ins Co	50520	FL	6.49%	1,314,940	565,575	1,983	2,182	-15	0
Stewart Title Guar Co	50121	TX	40.37%	1,188,122	617,901	12,334	12,298	98	71
WFG Natl Title Ins Co	51152	SC	0%	170,607	43,184	0	0	0	0
Total				9,754,106	4,757,366	30,548	30,566	56	471

## **SURPLUS LINES**

Surplus Lines Premiums **84**

Premium Tax Audits **84**

## **UNAUTHORIZED AND INDEPENDENTLY PROCURED PREMIUMS AND TAXES **85****

## **NON-ADMITTED PREMIUMS AND TAXES **86****

## **GUARANTY ASSOCIATIONS**

Alaska Insurance Guaranty Association **87-88**

Alaska Life and Health Insurance Guaranty Association **89**

## **AIR AMBULANCE SERVICE PROVIDERS **90****

## **RISK RETENTION GROUPS **90****

## **PURCHASING GROUPS **90-92****

## **CONSUMER INFORMATION **93****

## **CONTACT THE DIVISION OF INSURANCE **93****

## SURPLUS LINES PREMIUMS 2019 (\$000)

Line	Prem*
Fire	17,550
Allied lines	10,256
Multiple peril crop	11
Federal flood	180
Private flood	256
Farmowners multiple peril	5
Homeowners multiple peril	452
Commercial multiple peril - non-liability	11,050
Commercial multiple peril - liability	5,442
Ocean marine	236

Line	Prem*
Inland marine	2,579
Financial guaranty	0
Medical professional liability	3,283
Earthquake	10,057
Other accident and health	0
Workers compensation	8
Other liability	77,919
Products liability	305
Other private passenger auto liability	-14
Other commercial auto liability	977

Line	Prem*
Private passenger auto physical damage	16
Commercial auto physical damage	780
Aircraft	3,991
Fidelity	83
Burglarly and theft	22
Boiler and machinery	11
Credit	684
Warranty	0
Other lines of business	223
<b>TOTAL</b>	<b>146,358</b>

\*Premiums under \$500 are rounded to zero.

## PREMIUM TAX AUDITS FY 2020

Audit No.	Surplus Lines Broker Name / Auditee	Audit Call	Report
<a href="#">TA 19-05</a>	Brown and Riding Ins Services Inc	December 3, 2019	May 7, 2020
<a href="#">TA 19-04</a>	R T Specialty LLC	August 27, 2019	December 16, 2019
<a href="#">TA 19-03</a>	AMWINS Insurance Brokerage of CA LLC	July 18, 2019	March 24, 2020
<a href="#">TA 19-02</a>	Marsh & McLennan Agency LLC	February 7, 2019	July 17, 2019

## UNAUTHORIZED AND INDEPENDENTLY PROCURED PREMIUMS AND TAXES 2019 (\$000)

Unauthorized Insurance (Reported by Brokers)	Prem*	3.7% Tax	Marine	.75% Tax
Ares Insurance Managers LLC	0	0	228	2
Arthur J Gallagher Risk Management Serv Inc	0	0	-102	-1
Brown and Riding Insurance Services Inc	0	0	60	0
CRC Insurance Services Inc	0	0	96	1
Erven & Sons Inc	0	0	106	1
IDU Inc	10	0	0	0
International Specialty Insurance Services Inc	115	4	0	0
Maritime Program Group, Inc.	0	0	16	0
Marsh & McLennan Agency LLC	0	0	672	5
McGriff Seibels & Williams Inc	0	0	93	1
Petersen International Underwriters	376	14	0	0
Porter Spaulding Inc	0	0	1	0
Vennberg Insurance Inc	0	0	1,080	8
Willis of Texas Inc	0	0	147	1
Worldwide Facilities LLC	0	0	82	1
Total	501	18	2,479	19

\*Premiums under \$500 are rounded to zero.

Independently Procured Insurance (Reported by Insureds) (\$000)	Prem	3.7% Tax
Total	1,366	51

## NON-ADMITTED PREMIUMS AND TAXES 2019 (\$000)

Non-Admitted Companies*	Prem	3.7% Tax
AF&L Insurance Company	2	0
Allstate Life Insurance Company of New York	7	0
American Continental Insurance Company	25	1
American Life & Security Corporation	1	0
American National Life Insurance Company of New York	3	0
American Retirement Life Insurance Company	41	2
Ameritas Life Insurance Corporation of NY	1	0
Auto Club Life Insurance Company	0	0
Auto-Owners Life Insurance Company	29	1
Christian Fidelity Life Insurance Company	10	0
CICA Life Insurance Company of America	2	0
Cigna National Health Insurance Company	1	0
Columbian Life Insurance Company	11	0
Combined Life Insurance Company of New York	4	0
Continental Life Insurance Company of Brentwood, TN	28	1
Cotton States Life Insurance Company	6	0
Erie Family Life Insurance Company	13	0
Farm Bureau Life Insurance Company	74	3
Federated Life Insurance Company	15	1
First Unum Life Insurance Company	41	2
Freedom Life Insurance Company of America	25	1
Genworth Life Insurance Company of New York	6	0
GPM Health and Life Insurance Company	16	1
Guaranty Income Life Insurance Company	2	0
Harleysville Life Insurance Company	1	0
Illinois Mutual Life Insurance Company	16	1
Monarch Life Insurance Company	9	0
Motorists Life Insurance Company	9	0

Non-Admitted Companies*	Prem	3.7% Tax
Mutual Savings Life Insurance Company	1	0
Nassau Life Ins Co of KS (FKA Pyramid Life Ins Co)	4	0
Old American Insurance Company	12	0
Pekin Life Insurance Company	22	1
Pioneer Mutual Life Insurance Company	17	0
PMI Mortgage Insurance Company	80	3
Professional Insurance Company	1	0
Protective Life and Annuity Insurance Company	9	0
Puritan Life Insurance Company of America	2	0
Republic Mortgage Insurance Company	18	0
Rx Life Insurance Company	7	0
Sagicor Life Insurance Company	6	0
Security Plan Life Insurance Company	1	0
Shelter Life Insurance Company	12	0
Southern Guaranty Insurance Company	1	0
Standard Life Insurance Company of New York	5	0
State Farm Life & Accident Assurance Company	24	1
The American Home Life Insurance Company	6	0
The Western and Southern Life Insurance Co	94	3
United Farm Family Life Insurance Company	18	1
United Home Life Insurance Company	3	0
United Insurance Company of America	2	0
United National Life Insurance Company of America	4	0
Unity Financial Life Insurance Company	2	0
Universal Guaranty Life Insurance Company	1	0
USAA Life Insurance Company of New York	21	1
William Penn Life Insurance Company of New York	9	0
<b>Total</b>	<b>782</b>	<b>28</b>

\*Reported by Companies

# ALASKA INSURANCE GUARANTY ASSOCIATION

## All Insolvencies by Statutory Account - Combined Balance Sheet Information

December 31, 2019	Auto	Workers' Comp	Other	Administrative	Total
<b>Assets</b>					
Cash and cash equivalents	111,250	4,199,374	763,827	-	5,074,451
Investments	0				-
Assessments receivable	705,872	33,113,991	5,478,708	-	39,298,571
Interest receivable	2,413	91,068	16,564		110,045
<b>Total assets</b>	<b>819,535</b>	<b>37,404,433</b>	<b>6,259,099</b>	<b>-</b>	<b>44,483,067</b>
<b>Liabilities And Members' Equity (Deficit)</b>					
Accounts payable	-	28,482	-	-	
Reserve for claims and claim adjustment expenses	-	21,722,141	1,845,839	68,852	23,636,832
Members' equity (deficit)	819,535	15,653,810	4,413,260	(68,852)	20,817,753
<b>Total liabilities and members' equity</b>	<b>819,535</b>	<b>37,404,433</b>	<b>6,259,099</b>	<b>-</b>	<b>44,483,067</b>
<b>Combining Schedule of Changes in Members' Equity (Deficit)</b>					
Assessments	-	1,770,937	-	1,100	1,772,037
Distributions from liquidators	(62,897)	4,710,363	293,602	38,545	4,979,613
Investment income	17,965	1,053,485	184,035	-	1,255,485
<b>Total</b>	<b>(44,932)</b>	<b>7,534,785</b>	<b>477,637</b>	<b>39,645</b>	<b>8,007,135</b>
Change in claims and claim adjustment expense reserves		(7,239,691)	1,392,915	(9,576)	(5,856,352)
Claims paid		2,319,881	6,952	-	2,326,833
Assessment refunds		173,375	27,078	-	200,453
Claim adjustment expenses paid		1,057,352	-	-	1,057,352
Administrative costs		312,976	4,915	157,083	474,974
Allocation of administration costs	14,346	45,165	57,928	(117,439)	-
<b>Total</b>	<b>14,346</b>	<b>(3,330,942)</b>	<b>1,489,788</b>	<b>30,068</b>	<b>(1,796,740)</b>
Members' equity (deficit) change during year	(59,278)	10,865,727	(1,012,151)	9,577	9,803,875
Members' equity (deficit) beginning of year	878,813	4,788,083	5,425,411	(78,429)	11,013,878
Members' equity (deficit) end of year	819,535	15,653,810	4,413,260	(68,852)	20,817,753

## ALASKA INSURANCE GUARANTY ASSOCIATION

### Balance Sheets

December 31	2019	2018
<b>Assets</b>		
Cash and cash equivalents	5,074,451	6,184,751
Assessments receivable	–	28,814,828
Investments	39,298,571	–
Interest receivable	110,045	43,455
Total assets	44,483,067	35,043,034
<b>Liabilities and Members' Equity (Deficit)</b>		
Accounts payable	–	–
Reserve for claims and claim adjustment expenses	23,636,832	34,570,728
Members' equity (deficit)	20,817,753	34,570,728
Total liabilities and members' equity	44,483,067	35,043,034
<b>Statements of Activities</b>		
Assessments	1,772,037	6,334,837
Distributions from liquidators	4,979,613	27,513
Investment income (loss)	1,255,485	272,008
Total	8,007,135	6,634,358
Change in claims and claim adjustment expense reserves	(5,856,352)	(1,275,490)
Claims paid	2,326,833	3,115,821
Assessment refunds	200,453	1,009,093
Claim adjustment expenses paid	1,057,352	250,270
Administrative expenses	474,974	198,798
Total	(1,796,740)	3,298,492
Net change in members' equity (deficit) during the year	9,803,875	3,335,866
Members' equity (deficit) beginning of year	11,013,878	(2,863,560)
Members' equity (deficit) end of year	20,817,753	472,306

### Statements of Cash Flows

December 31	2019	2018
<b>Cash Flows from Operating Activities</b>		
Net change in members' equity (deficit)	9,349,872	9,027,675
Adjustments to reconcile net change in members' equity (deficit) to net cash provided by (used in) operating activities:		
Unrealized (gain) loss on investments	(346,254)	117,266
Changes in assets and liabilities that provided (used) cash:		
Assessments receivable	866	13,830
Interest receivable	(51,026)	(10,035)
Accounts payable	28,482	–
Reserves for claims and claim adjustment expense	(5,856,352)	(5,606,717)
Net cash provided by operating activities	3,579,591	3,542,019
<b>Cash Flows from Investing Activities</b>		
Purchases of investments	3,579,591	(13,947,831)
Maturities of investments	20,327,000	14,498,000
Sales of investments	490,000	–
Net cash (used in) investing activities	(7,855,012)	550,169
Increase (Decrease) in cash and cash equivalents	(4,275,421)	4,092,188
Cash and cash equivalents, beginning of year	9,349,872	5,257,684
Cash and cash equivalents, end of year	5,074,451	9,349,872



# ALASKA LIFE AND HEALTH INSURANCE GUARANTY ASSOCIATION

## Statement of Revenue Collected and Expenses Paid and Changes in Fund Balances

For the Year ended December 31, 2019

	Administrative Fund	Insolvency Fund	Total
<b>Revenues</b>			
Class A assessments received	451,650	—	451,650
Class B assessments received	—	—	—
Funds received from liquidators	—	—	—
Interest income	2	—	2
<b>Total revenue collected</b>	<b>451,652</b>	<b>—</b>	<b>451,652</b>
<b>Expenses</b>			
NOLHGA dues and assessments	48,487	1,555	50,042
Executive Director fee	87,952	2,048	90,000
Accounting fees	14,207	—	14,207
Auditing fees	11,000	—	11,000
Travel	13,494	—	13,494
Annual meeting expenses	13,825	—	13,825
Zak assessment database	10,813	—	10,813
General and administrative expenses	3,342	—	3,342
<b>Total expenses paid</b>	<b>203,120</b>	<b>3,603</b>	<b>206,723</b>
<b>Excess (deficit) of revenue collected over expenses paid</b>	<b>248,532</b>	<b>(3,603)</b>	<b>244,929</b>
Fund balances, beginning of year (audited balance of \$529,382, adjusted for \$34,993 of amounts related to accrual items to convert to modified cash basis)	(20,149)	568,186	548,037
<b>Fund balances, end of year</b>	<b>228,383</b>	<b>564,583</b>	<b>792,966</b>

### Basis of Presentation

The Association prepares its financial statements on the modified cash basis of accounting (the accrual basis of accounting was utilized in years prior to 2017).

Under this basis, most revenues are recognized when collected rather than when earned, and expenditures are recognized when paid rather than when incurred. Consequently, some items such as investment income receivable and amounts payable for services to the Association are not presented in the financial statements.

## RISK RETENTION GROUPS 2019\*\* (\$000)

NAIC#	DOM	Group Name	Prem*
12934	VT	ACADEMIC MEDICAL PROFESSIONALS INSURANCE RISK RETENTION GROUP, LLC	1
13677	VT	AFFILIATES INSURANCE RECIPROCAL A RISK RETENTION GROUP	5
11710	AZ	ALLIED PROFESSIONALS INSURANCE COMPANY RRG	55
10232	VT	AMERICAN ASSOC OF ORTHODONTISTS RRG	27
12300	TX	AMERICAN CONTRACTORS INSURANCE CO RRG	3
10903	VT	AMERICAN EXCESS INSURANCE EXCHANGE RRG	63
11590	VT	AMERICAN FOREST CASUALTY COMPANY RRG	80
11598	AZ	APPLIED MEDICO-LEGAL SOLUTIONS RISK RETENTION GROUP INC	0
44148	DE	ARCHITECTS & ENGINEERS INSURANCE CO RRG	0
13177	NV	ARCOA RISK RETENTION GROUP, INC.	44
13580	KY	ARISE BOILER INSPECTION AND INSURANCE COMPANY RRG	3
15445	VT	ATTORNEYS LIABILITY ASSURANCE SOCIETY LTD., A RISK RETENTION GROUP	213
44504	HI	CALIFORNIA HEALTHCARE INSURANCE COMPANY, INC., A RISK RETENTION GROUP	633
12373	DC	CARING COMMUNITIES A RECIPROCAL RISK RETENTION GROUP	0
12172	VT	CLAIM PROFESSIONALS LIABILITY INSURANCE COMPANY RRG	30
13613	VT	COLLEGE RISK RETENTION GROUP	15
11798	VT	CONTINUING CARE RISK RETENTION GROUP, INC.	0
14906	DC	COPIC, A RISK RETENTION GROUP	0
15947	NC	COUNTY HALL INSURANCE COMPANY, INC, A RISK RETENTION GROUP	0
14160	DC	COVERYS RRG, INC.	0
10164	VT	CPA MUTUAL INSURANCE CO OF AMERICA RRG	54
13720	MT	CROSSFIT RISK RETENTION GROUP INCORPORATED	23
15928	SC	DAN RISK RETENTION GROUP, INC.	8
12003	NV	EMERGENCY MEDICINE PROFESSIONAL ASSURANCE COMPANY RISK RETENTION GROUP	0
11145	NV	GOLDEN INSURANCE COMPANY RRG	17
11941	VT	GREEN HILLS INSURANCE COMPANY, A RISK RETENTION GROUP	0
11832	DC	HEALTH CARE INDUSTRY LIABILITY RECIPROCAL INS CO, A RISK RETENTION GROUP	96
15211	DC	LONE STAR ALLIANCE, INC. A RISK RETENTION GROUP	28
11117	DE	MARATHON FINANCIAL INSURANCE COMPANY INC RRG	0
15738	VT	MEDCHOICE RISK RETENTION GROUP, INC.	32
13589	DC	MEDPRO RRG RISK RETENTION GROUP	226
44237	VT	MENTAL HEALTH RISK RETENTION GROUP, INC.	0

NAIC#	DOM	Group Name	Prem*
26257	HI	MUTUAL RISK RETENTION GROUP INC	34
14366	DC	NASW RISK RETENTION GROUP, INC.	0
10234	DC	NATIONAL SERVICE CONTRACT INS CO RRG	0
14130	VT	NCMIC RISK RETENTION GROUP, INC.	0
44121	IL	OMS NATIONAL INSURANCE COMPANY RRG	219
10353	VT	OODA RISK RETENTION GROUP INC	4
44105	VT	OPHTHALMIC MUTUAL INSURANCE COMPANY RRG	0
11973	VT	PCH MUTUAL INSURANCE COMPANY INC A RISK RETENTION GROUP	277
44083	MO	PREFERRED PHYSICIANS MEDICAL RRG INC	7
12209	VT	RESTORATION RISK RETENTION GROUP INC	0
15744	SC	ROMULUS RISK INSURANCE RISK RETENTION GROUP, INC.	0
10754	AL	SPIRIT MOUNTAIN INSURANCE COMPANY RISK RETENTION GROUP	30
11114	SC	ST CHARLES INSURANCE COMPANY RRG	0
10476	VT	STICO MUTUAL INSURANCE COMPANY RRG	284
10113	VT	TERRA INSURANCE COMPANY (A RISK RETN GRP)	610
14395	VT	TERRAFIRMA RISK RETENTION GROUP LLC	7
14347	DC	THE DOCTORS COMPANY RISK RETENTION GROUP, A RECIPROCAL EXCHANGE	0
11153	SC	TITAN INSURANCE COMPANY, INC.A RISK RETENTION GROUP	0
10020	VT	UNITED EDUCATORS INSURANCE A RECIPROCAL RISK RETENTION GROUP	490
15956	SC	VELOCITY INSURANCE COMPANY, A RISK RETENTION GROUP	0
40940	CO	WESTERN PACIFIC MUTUAL INS CO (A RRG)	0
		TOTAL	3,618

CAUTION: Risk Retention Groups are not subject to the Alaska Insurance Guaranty Association Act and federal law partially preempts them from certain Alaska insurance regulatory authority. Therefore, extreme caution should be exercised when considering a Risk Retention Group as an insurer.

\*Premiums under \$500 are rounded to zero.

\*\*In compliance with 3AAC 24.010 -.290.

## AIR AMBULANCE SERVICE PROVIDERS

DOM	Company Name
DE	Guardian Flight, LLC
AK	LifeMed Alaska, LLC.
WA	University of Washington

## PURCHASING GROUPS 2019

Company Name	AK ID	Company Name	AK ID	Company Name	AK ID
123CPL	84275764	AVMA PROFESSIONAL LIABILITY INSURANCE TRUST PURCHASING GROUP	84275009	FINANCIAL SOLUTIONS RISK PURCHASING GROUP	84276100
ADULTS & CHILDRENS RISK PURCHASING GROUP, INC	84275084	B&B FITNESS PG, INC.	84276085	FIRE SPRINKLER RPG, INC	84275740
AGENTS PROFESSIONAL LIABILITY SERVICE ORGANIZATION	84275318	B&L SELECT TRANSPORTATION RPG, INC.	84275801	FIRST INDEMNITY PG, INC.	84275399
ALASKA INDEPENDENT INSURANCE AGENTS & BROKERS INC	84275072	BSA LOCAL COUNCIL PURCHASING GROUP ASSOCIATION, INC.	84275375	FITNESS AND WELLNESS PURCHASING GROUP	84274860
ALIVERISK RPG, INC.	84275879	BEHAVIORAL HEALTH PURCHASING GROUP	84275535	FLEET ASSURANCE PURCHASING GROUP	84275698
ALLIANCE OF EVENT PLANNERS & VENDORS, INC	84275776	BIG I RISK PURCHASING GROUP, LLC	84275779	FRATERNAL AND SERVICE ORGANIZATIONS RISK PURCHASING GROUP	84276096
ALLIANCE OF NONPROFITS, INC	84275775	BOOM TRUCK & CONCRETE PUMPERS PG	84275533	GARAGE SERVICE & EQUIPMENT DEALERS LIAB ASSN OF AMERICA, INC.	84275545
ALLIED HEALTHCARE PROVIDERS ASSOCIATION RPG	84275692	CHEMICAL SOCIETY RISK PURCHASING GROUP	84276027	GGP TENANTS PURCHASING GROUP	84275959
AMERICAN ACUPUNCTURE COUNCIL PG	84274996	CHIROFUTURES INC. RPG	84275709	GOLDENSTAR SPORTS, LEISURE and ENTERTAINMENT RPG	84275381
AMERICAN ADVANTAGE PURCHASING GROUP	84276023	CLEARWATER TRANSPORTATION INSURANCE PROGRAM	84275453	GREAT AMERICAN CITIES PURCHASING GROUP INC	84275174
AMERICAN ASSOCIATION OF ADVERTISING AGENCIES INC	84274997	COALITION OF RESTAURANTS AND FINE DINING ESTABLISHMENTS, INC.	84276077	HABITAT FOR HUMANITY PURCHASING GROUP INC	84275061
AMERICAN ASSOCIATION OF REAL ESTATE OWNERS RPG	84275599	COLLEGE AND UNIVERSITY SCHOLASTIC EXCESS RPG, LLC	84275976	HARP, INC.	84275838
AMERICAN FEDERATION OF DAILY CARE SERVICES INC	84274999	COLLEGE RISK PURCHASING GROUP, INC.	84275639	HEALTH CARE PROFESSIONS PURCHASING GROUP ASSOCIATION	84275019
AMERICAN HEALTH CARE PROFESSIONS PURCHASING GROUP ASSOCIATION	84275021	COMBINED REAL ESTATE PURCHASING ENTERPRISE, INC.	84275580	HEALTHCARE PROFESSIONALS PURCHASING GROUP, LLC	84276073
AMERICAN MASSAGE COUNCIL INSURANCE BUYING GROUP INC	84275034	COMMERCIAL FOR HIRE TRANSPORTATION PG	84275281	HEALTHCARE PROFESSIONALS RPG INC	84274882
AMERICAN MEDICAL PROFESSIONAL ALLIANCE INC	84275000	COMMUNITY ASSOCIATIONS PG INC	84275248	HEALTHCARE PROVIDERS SERVICE ORGANIZATION	84275032
AMERICAN PORTS INSURANCE PROGRAM RPG	84275544	COOP RPG, INC.	84276136	HORSEMEN OF NORTH AMERICA SAFETY CONTROL PURCHASING GROUP	84275035
AMERICAN REAL ESTATE PG, INC.	84276075	COSMETIC RISK PURCHASING GROUP, INC.	84276028	HUDSON HEALTHCARE PURCHASING GROUP	84275869
AMERICAN SOCIETY OF HEALTH SYSTEM PHARMACISTS RISK PG	84275020	CULTURAL & HISTORICAL INSTITUTIONS PG, INC.	84275578	HUDSON MEDIA PROTECTION PURCHASING GROUP	84275468
AMERICAN SPECIALTY SPORTS & ENTERTAINMENT PG	84275437	DENTAL GUARD PURCHASING GROUP	84276000	HUDSON QSR PURCHASING GROUP	84275507
AMERICAN TAX PREPARERS PURCHASING GROUP	84275593	DESIGN PROFESSIONALS ASSOCIATION RISK PURCHASING GROUP INC	84275016	HUDSON RAILROAD PROTECTIVE LIABILITY GROUP	84275508
ANA SNA PURCHASING GROUP ASSOCIATION	84275022	DESIGNPRO PURCHASING GROUP	84275302	HUDSON TRANSPORTATION PURCHASING GROUP	84275735
AON AGING SERVICES PG	84275534	DISTINGUISHED PROPERTIES ASSOCIATES INC	84274874	IDENTITY CRIME PREVENTION, INC.	84275905
ARTHUR J GALLAGHER FINANCIAL SERVICES PROFESSIONAL RISK PURCHASING GROUP, LLC	84275826	DISTINGUISHED PROPERTIES UMBRELLA MANAGERS INC	84274877	I-ELITE RISK PURCHASING GROUP LLC	84276038
ARTHUR J GALLAGHER SCHOOL RPG	84275991	DOW INSURANCE REAL ESTATE PROFESSIONALS RPG INC	84276005	IG INC	84275036
ARTHUR J. GALLAGHER REAL ESTATE RPG, LLC	84275952	DT PREFERRED GROUP, LLC	84275677	INTEGRATED RISK FACILITIES, INC	84275397
ARTISAN CONTRACTORS RPG	84276059	EDUCATION SUPPORT PURCHASING GROUP	84275669	INTERNATIONAL ENTERTAINMENT & SPORTS RPG	84276087
ASSOCIATION OF PUBLIC AND PRIVATE EDUCATORS	84275005	EDUCATORS LIABILITY INSURANCE PURCHASING GROUP OF MISSOURI	84276034	INTERNATIONAL SPECIAL EVENTS & RECREATION ASSOC INC	84275269
ASSOCIATION OF RESPONSIBLE TANNING SALON OPERATORS INC	84275024	EMPLOYMENT PRACTICES RISK MANAGEMENT ASSOCIATION RPG	84275908	IPHFHA RISK PURCHASING GROUP	84275743
ASSOCIATION RESOURCE GROUP PG	84275531	ERS RISK PURCHASING GROUP ASSOCIATION INC	84275295	IRF CONSTRUCTION GROUP INC	84274951
ASSOCIATIONS AND PROFESSIONALS GENERAL LIABILITY PG	84275006	F P PURCHASING GROUP	84275224	IRF HOSPITALITY GROUP INC	84274950
ATHLETIC ALLIANCE RISK PURCHASING GROUP	84275008	FAMILY ENTERTAINMENT CENTERS SAFETY ASSOC INC	84275327	IRF MANUFACTURING GROUP INC	84274948
ATTORNEYS' ADVANTAGE RISK PURCHASING GROUP	84275811			IRF REAL ESTATE OPERATIONS GROUP INC	84274949
AUTOMOTIVE INSURANCE PURCHASING GROUP	84275847			IRF RESTAURANT GROUP INC	84274947
				IRF RETAIL GROUP INC	84274946
				IRF SERVICE GROUP INC	84274945

## PURCHASING GROUPS 2019

Company Name	AK ID	Company Name	AK ID	Company Name	AK ID
IRF WHOLESALE GROUP INC	84274941	NORTH AMERICAN DATA SECURITY RPG	84275958	SELECT COMMUNITIES RISK PURCHASING GROUP, LLC	84276065
LAWYERS PROTECTOR PLAN PURCHASING GROUP	84275438	NORTH AMERICAN KIOSK RPG, INC.	84275846	SELECT HOSPITALITY INSURANCE GROUP, INC.	84275841
LITTLE LEAGUE BASEBALL RISK PURCHASING GROUP INC	84275023	OUTDOOR & RECREATIONAL INSURANCE PROGRAM	84275187	SHAHINIAN RPG, INC.	84275708
MEDICAL PROFESSIONALS PROGRAM PG	84275326	OUTDOOR SOLUTIONS RISK PURCHASING GROUP	84276094	SHEL RISK PURCHASING GROUP ASSOCIATION	84276056
MEDPRO PROVIDER SOLUTIONS, INC.	84275874	PARAMOUNT CONSTRUCTION GROUP, INC.	84275900	SHOWSTOPPERS(TM) PURCHASING GROUP	84275467
MERCER FINANCIAL SERVICES PROFESSIONAL RPG	84275532	PARAMOUNT MANUFACTURING GROUP, INC.	84275899	SIG SPORTS, LEISURE AND ENTERTAINMENT RISK PURCHASING GROUP LLC	84275941
METROPOLITAN COMMERCIAL REAL ESTATE ASSOC., INC.	84275607	PARAMOUNT REAL ESTATE GROUP, INC	84275442	SOLIDARITY PURCHASING GROUP	84275503
MOTORS INSURANCE PURCHASING GROUP INC	84275042	PARAMOUNT RETAIL GROUP, INC.	84275898	SOUTHWEST REAL ESTATE PURCHASING GROUP INC	84275201
NATIONAL ASSOCIATION OF BROADCASTERS RISK PG	84275050	PARAMOUNT SERVICE GROUP, INC.	84275897	SPECIAL EVENT LIABILITY GROUP INSURANCE TRUST	84275188
NATIONAL ASSOCIATION OF INDEPENDENT HEALTH-CARE PROFESSIONALS	84275052	PARK HILL RISK PURCHASING GROUP, INC.	84276150	SPECIAL MARKETS PURCHASING GROUP, INC.	84276033
NATIONAL ASSOCIATION OF INSURANCE AND FINANCIAL ADVISORS	84275049	POLICESHIELD360, INC.	84276093	SPECIFIED CLUBS OF THE AMERICAN RELAY LEAGUE PG	84276002
NATIONAL ASSOCIATION OF SALARIED PROFESSIONALS PG INC	84275046	PREFERRED DELIVERY RPG, INC.	84275799	SPORTS & FITNESS INS P G ASSOCIATION	84275322
NATIONAL AUTOMOBILE DEALERS PG, INC.	84275579	PREFERRED MOTOR SPORTS RISK PURCHASING GROUP	84275822	SPORTS AND RECREATION PROVIDERS ASSOCIATION	84275260
NATIONAL AUTOMOTIVE COALITION, INC.	84275720	PREFERRED PROFESSIONAL PURCHASING GROUP	84275068	SPOT EXCESS PURCHASING GROUP, INC.	84276146
NATIONAL CHIROPRACTIC COUNCIL	84274942	PREFERRED PROPERTY PROGRAM, INC	84275474	STARR WRIGHT RISK PURCHASING GROUP, LLC	84275963
NATIONAL EVENT PROVIDERS ASSOCIATION	84275618	PREMIER CHOICE HOME SERVICES RPG, INC.	84275800	STRATEGIC HUB INTERNATIONAL EXCESS LIABILITY DEFENDER INC.	84276091
NATIONAL HOME INSPECTORS RISK PURCHASING GROUP	84276104	PREMIER HOSPITALITY INSURANCE GROUP, INC.	84275840	T V AND RADIO PURCHASING GROUP INC	84275075
NATIONAL HOSPITALITY RISK PURCHASING GROUP	84276098	PRIMARY REAL ESTATE INSURANCE MANAGEMENT ENTERPRISE, INC.	84275845	TMS-CBS RPG, LLC	84275745
NATIONAL LEGAL AID & DEFENDER ASSOCIATION	84275053	PROFESSIONAL AGENTS RISK PURCHASING GROUP, INC.	84276081	TRANSPORTATION OWNER OPERATORS RPG	84276066
NATIONAL NEWSPAPER ASSOCIATION	84275076	PROFESSIONAL AUDITORS, CONSULTANTS & ENGINEERS RPG	84275982	TRAVEL AGENTS RISK PURCHASING GROUP, INC.	84276162
NATIONAL PHOTOGRAPHERS RISK PURCHASING GROUP	84276095	PROFESSIONAL COUNSELORS PURCHASING GROUP INC	84275106	TRUST FOR INSURING EDUCATORS PURCHASING GROUP TRUST PG	84275131
NATIONAL PROFESSIONAL PURCHASING GROUP ASSOCIATION INC	84275102	PROFESSIONAL HOME SERVICES RISK PURCHASING GROUP	84276103	ULLICO ORGANIZED LABOR PROTECTION GROUP LLC	84275787
NATIONAL PROGRAMS PURCHASING GROUP	84275065	PROFESSIONAL INDUSTRY PURCHASING GROUP	84275891	UNEMPLOYMENT ALTERNATIVES PURCHASING GROUP	84275975
NATIONAL REAL ESTATE PURCHASING GROUP, INC.	84275965	PROFESSIONAL SERVICES PURCHASING GROUP	84276159	VENTURE HOSPITALITY, INC.	84275538
NATIONAL RESTAURANT OWNERS PG INC	84275417	PROMOTION, EVENT AND PRIZE PURCHASING GROUP	84275780	VETERINARY AND ANIMAL SERVICES PURCHASING GROUP	84275910
NATIONAL RETAIL SAFETY ASSOCIATION INC.	84275901	PSIC RPG ASSOCIATION	84274879	VOLUNTEERS INSURANCE SERVICE ASSOCIATION INC	84274873
NATIONAL SMALL BUSINESS PG, INC.	84276045	PSYCHOLOGISTS PURCHASING GROUP ASSOCIATION	84275124	WBC RISK PURCHASING GROUP, INC	84275762
NATIONAL SOCIETY OF DENTAL PRACTITIONERS INC	84275276	REAL ESTATE SERVICES PURCHASING ASSOCIATION, THE	84275678	WCPP PURCHASING GROUP, INC.	84275511
NATIONWIDE EXCLUSIVE AGENT RPG LLC	84275402	RECREATION AND AMATEUR SPORTS RISK MANAGEMENT ASSOCIATION	84276053	WELLNESS AND BEAUTY ASSOCIATION RPG	84275700
NCMIC DIVERSIFIED HEALTH RPG ASSOCIATION	84274880	RENTERS LEGAL LIABILITY RISK PURCHASING GROUP, INC.	84275839	WELLNESSPRO PURCHASING GROUP	84275803
NEW YORK LIFE AGENTS PURCHASING GROUP	84275374	RYAN HOSPITALITY RPG	84276161	WELLS FARGO ADVISORS FINANCIAL NETWORK PG	84275440
NONPROFIT INSURANCE RISK PURCHASING GROUP, LLC	84276125	SAFETY MERCHANTS & RETAIL TENANTS UMBRELLA, INC.	84275929	WILLIS TOWERS WATSON RISK PURCHASING GROUP, INC.	84275878
NON-PROFIT SERVICE ORGANIZATION	84274898	SCHOOL SUPPORT PURCHASING GROUP	84275483	WORLDWIDE OUTFITTERS & GUIDES ASSOCIATION INC	84275273
NORMAN-SPENCER REAL ESTATE RISK PURCHASING GROUP, INC.	84275786	SECURITY AMERICA RPG LLC	84275955		

## CONSUMER INFORMATION

The Alaska Division of Insurance provides information for consumers on a variety of insurance topics at: [Insurance.Alaska.Gov](http://Insurance.Alaska.Gov)

You can also find the following publications on our website or contact us for a copy.

**There's been a disaster – What should I do now?**  
[Post-Disaster Claims Guide](#)

**Health**  
[Medicare Supplement Insurance \(MEDIGAP\) Rate Guide](#)

**Auto**  
[Automobile Insurance Guide](#)

**Home**  
[Homeowners Insurance Guide](#)

**Credits**  
[Insurance Credit Scoring in Alaska](#)  
[Insurance Score Models](#)  
[Understanding How Insurers Use Credit Information](#)  
[What Alaskans Need to Know About Credit Use](#)

## ADA Statement

The State of Alaska, Department of Commerce, Community, and Economic Development, Division of Insurance, complies with Title II of the Americans with Disabilities Act of 1990. Upon request, this report will be made available in large print or other accessible formats. Please direct requests for alternative formats to 907-465-2596 or, for TTY/TDD, call 711 or (800) 770-8973. E-mail requests can be sent to [insurance@alaska.gov](mailto:insurance@alaska.gov).

## CONTACT THE DIVISION OF INSURANCE

**Juneau**  
State Office Building, 9<sup>th</sup> Floor  
333 Willoughby Avenue  
Juneau, Alaska 99811-0805

Main Phone: (907) 465-2515  
Fax: (907) 465-3422

**Mailing Address**  
P.O. Box 110805  
Juneau, Alaska 99811-0805

**Anchorage**  
Robert B. Atwood Building  
550 W. 7<sup>th</sup> Avenue, Suite 1560  
Anchorage, Alaska 99501-3597

Main Phone: (907) 269-7900  
Fax: (907) 269-7910

1-800-INSURAK in-state,  
outside Anchorage

Email: [Insurance@Alaska.Gov](mailto:Insurance@Alaska.Gov)

