



2025 Annual Report • Alaska Division of Insurance

FROM THE DIRECTOR

The Honorable Mike Dunleavy, Governor of the State of Alaska
Julie Sande, Commissioner of the Department of Commerce, Community, and Economic Development
Members of the Alaska State Legislature

In accordance with AS 21.06.110, it gives me great pride to present the 87th annual report of the Division of Insurance. This report covers activity from calendar years 2024-2025 and fiscal year 2025, which ended on June 30, 2025.

The mission of the Division of Insurance is to protect Alaskan consumers through effective regulation of the insurance industry. We take our charge seriously and strive to provide a state-based regulatory framework that is both protective of our consumers and responsive to national and international trends, while ensuring all insurance companies operating in Alaska are financially solvent to pay claims for Alaskans. The division's experienced and knowledgeable staff enforces the consumer protections provided under Title 21. The staff is also committed to nurturing a strong and competitive market to provide a full spectrum of insurance products. We recognize Alaskans are facing tighter personal budgets and business budgets that make insurance premium increases a challenge. We are using all of the tools at our disposal to carefully review all rate filings submitted for compliance with Title 21, ensuring that rates are not excessive, inadequate, or unfairly discriminatory.

The cost and quality of health care remains a high priority for the division. CY 2025 was year three of our five-year extension on our existing 1332 Innovation Waiver, with the Alaska Reinsurance Program continuing to help contain costs in the individual market by reducing rates by 40 percent on average. The division continues to collaborate with the Department of Health on addressing the cost of health care as well as supporting the changes and opportunities recently funded by the Federal Government such as the Rural Health Transformation Program. The division is focused on the availability and cost of primary care and how it can be improved for the markets we regulate and across Alaska. The division is also working on important regulatory packages to implement new statutes signed into law for pharmacy benefits managers and the prior authorization process. We are balancing these new regulations with meeting the goals of AO 360 and reducing regulatory burdens for Alaskans.

The Health Payment and Utilization Database (HPUD) was publicly launched with our first snapshot in April 2025. The snapshot included data from Medicaid, Medicare, and fully insured plans for Premiera and Moda. Data has been updated quarterly, and AlaskaCare data will be in the first snapshot refresh of CY 2026. The division believes this will be another tool for policy makers to understand cost drivers. HPUD is not a complete all payers claims database, but it is providing more data publicly in one place about actual paid health care claims than we have ever had before.

Cover Image: Sunset on Homer Spit Beach

As the Director, I lead our subject matter expert staff in representing Alaska nationally through involvement with the National Association of Insurance Commissioners (NAIC), protecting our state based regulatory framework for insurance, and ensuring the federal government does not overstep into our regulatory authority. We are actively engaged, providing real input and the views of a small population but the largest land mass state and the realities we are facing. This participation continues to assist the division across our entire function, including how we monitor insurance companies, regulate pharmacy benefits managers, and identify and stop fraud schemes.

It is important for the division to proactively support resiliency and mitigation efforts in Alaskan communities. This year again brought Alaskans another year of facing recovery from catastrophic weather events, including some of our friends and neighbors losing their lives, their homes, and their businesses. Alaskans experience atmospheric rivers, windstorms, wildfires, landslides, winter storms, typhoons, and severe flooding each year. Continued clean-up and recovery leaves a lingering impact on many communities. Division staff have attended events throughout the year to educate Alaskans on resources available at the division and to remind consumers we are here to help them navigate the claims process when they experience problems with their policies or simply have questions. The division continues to explore new products and coverage opportunities that can be utilized to better protect our communities and ensure we can recover when disaster strikes. We are coordinating these efforts with other state agencies to ensure we are maximizing efforts and working together on plans, resiliency efforts, and mitigation for when we face natural catastrophic events.

I would be remiss not to acknowledge former director Lori Wing-Heier, who provided outstanding leadership to the division for 11 years before stepping down in 2025. I thank her for her mentorship and commitment to public service.

We are continually grateful for the support we receive from the legislature and the administration. The division stands ready to assist, and we encourage any consumer or provider to use our complaint process if you need assistance. We pledge to never forget those we serve or our reason for existing: to protect the consumers of Alaska.

Respectfully submitted,



Heather Carpenter
Director

Alaska Division of Insurance Organization Chart

Financial Reports and Audits enforces statutes and regulations on tax and surplus lines; collects premium tax revenue for the state; conducts premium tax audits of surplus lines broker licensees; and proposes necessary changes to statutes and regulations for a healthy marketplace and protection of the public.

Consumer Services investigates consumer inquiries and complaints against insurance companies and producers to help ensure fair treatment to policyholders.

Investigations investigates fraudulent insurance activity and operation without a license or certificate of authority; liaises with federal, state, and municipal law enforcement agencies.

Licensing administers the licensing and continuing education requirements for all persons seeking insurance licensure in Alaska.

Administration establishes division policies and procedures; directs and supports activities of the division.



Actuarial/Filings provides information and analysis on all types of insurance to other sections; ensures that policy language accurately reflects benefits; ensures that rates are not excessive, inadequate, or unfairly discriminatory; and ensures that forms are not deceptive or misleading.

Market Regulation monitors all regulated entities in the Alaska insurance market for compliance with Alaska laws and regulations, using targeted examinations or market analysis.

Actuaries assist in monitoring insurers' solvency and compliance with Alaska laws; conduct insurer examinations; and collect and analyze data to develop more effective insurance regulation.

Financial Examinations enforces financial-solvency-related statutes and regulations; conducts company and agency financial analyses and examinations; issues certificates of authority to domestic insurers and companies admitted to conduct business in Alaska; reviews purchasing group applications; reviews certificate of authority amendments; and recommends appropriate regulatory actions against violators of Alaska insurance laws and regulations.



ANNUAL REPORT 2025

REVENUE

Revenue, Appropriations, Expenditures 5
Total Premiums Written 5
Premiums by Line 5
Premium Tax Rates 6
Tax Credits Claimed 6

ADMINISTRATIVE

Bulletins 8
Regulatory Orders 8
Financial Examinations 8
Legislation 8
Disciplinary Orders 8

CONSUMER COMPLAINTS AND INVESTIGATIONS

Consumer Complaints 10
Complaint Reasons 10
Complaints by Line 10
Complaint Cases by Year 10
Companies with Five or More Complaints 11
Complaint Outcomes 11
Investigations 11
External Healthcare Review Determinations 11

ACTUARIAL

Rates and Forms 13
Advisory Organizations 13
Rating and Joint Underwriting Organizations 14
Alaska Automobile Plan 15
Workers' Compensation Assigned Risk Plan 16

PRODUCER LICENSING

Licensing Statistics by Class 18
Resident Licensing Examinations 19

COMPANY CERTIFICATE OF AUTHORITY

Admitted by Type 20
New Admitted Insurers 20
Domestic Insurers 20
Authority Amendments 21
Suspension and Revocation Orders 21
Redomestications 21
Mergers and Surrenders 21
Name Changes 22

LIFE INSURERS

Recap 23
Admitted Companies 25-29
Life Market Share 30
Annuity Market Share 31
Total Business 32-40

HEALTH & ACCIDENT INSURERS

Recap 42
Claims Survey 42
Individual 43
Group 44
Admitted Companies 45
Market Share by Category 46-47
Market Share Totals 48
Total Business 49-52

PROPERTY & CASUALTY INSURERS

Recap 54
Admitted Companies 55-62
Market Share 63-73
Total Business 74-81

TITLE COMPANIES 81

SURPLUS LINES, UNAUTHORIZED, NONADMITTED

Surplus Lines Premiums 83
Premium Tax Audits 83
Unauthorized and Independently Procured Premiums and Taxes 84
Non-Admitted Premiums and Taxes 85

GUARANTY ASSOCIATIONS

Alaska Insurance Guaranty Association 86-87
Alaska Life and Health Insurance Guaranty Association 88

RISK RETENTION GROUPS 89

AIR AMBULANCE SERVICE PROVIDERS 89

PURCHASING GROUPS 90-91

CONSUMER INFORMATION 92

CONTACT THE DIVISION OF INSURANCE 92

REVENUES, APPROPRIATIONS, AND EXPENDITURES (WHOLE DOLLARS)

FISCAL YEAR	2021	2022	2023	2024	2025
Fees	\$13,359,000	\$13,704,000	\$18,452,000**	\$15,918,000	\$12,705,100
Taxes & Penalties*	\$55,244,000	\$62,454,000	\$66,613,000	\$77,440,000	\$92,733,600
Total Revenue	\$68,603,000	\$76,159,000	\$85,065,000	\$93,358,000	\$105,438,700
Appropriation	\$7,832,700	\$8,176,500	\$10,585,400**	\$9,248,600	\$10,428,200
Expenditure	\$6,502,200	\$6,693,900	\$8,132,600	\$7,273,000	\$8,256,400

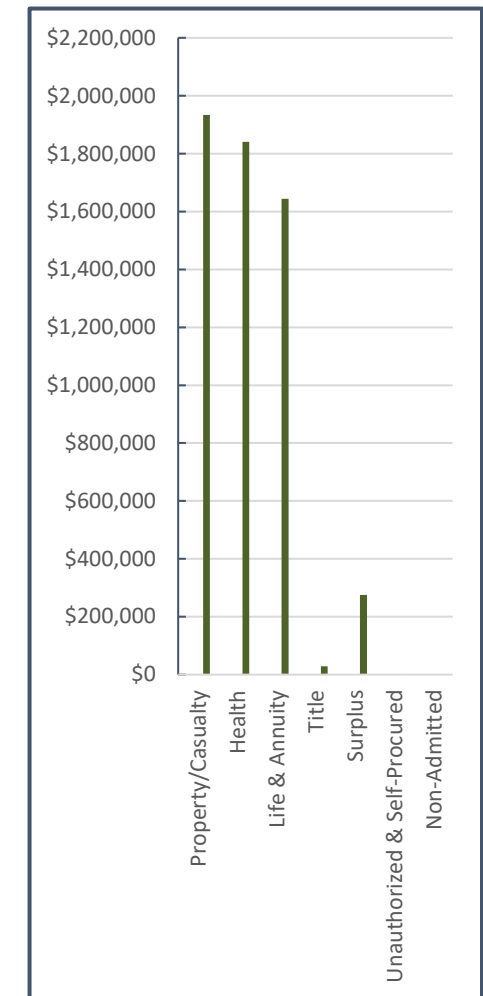
*Includes Workers' Compensation tax transferred to Dept. of Labor.

**Includes a higher than normal retaliatory payment from one insurance company

TOTAL PREMIUMS WRITTEN (\$000)

CALENDAR YEAR (CY)	2020	2021	2022	2023	2024
Property/Casualty Includes Risk Retention Groups and Automobile Service Corporations	\$1,518,918	\$1,550,504	\$1,674,241	\$1,729,183	\$1,934,132
Health Includes Hospital and Medical Service Corporations, Fraternal, Life, and Property & Casualty	\$1,292,804	\$1,336,393	\$1,421,188	\$1,604,964	\$1,840,846
Life & Annuity Includes Fraternal	\$791,932	\$960,974	\$1,144,499	\$1,155,682	\$1,643,973
Title	\$45,469	\$53,760	\$38,433	\$27,941	\$28,602
Surplus Includes Wet Marine	\$172,849	\$202,053	\$212,756	\$263,831	\$274,981
Unauthorized & Self-Procured Direct Placement	\$759	\$700	\$1,154	\$2,106	\$2,380
Non-Admitted	\$775	\$805	\$793	\$1,007	\$764
Total	\$3,823,506	\$4,105,189	\$4,493,064	\$4,784,714	\$5,725,678

CY 2024 PREMIUMS BY LINE



PREMIUM TAX RATES

ADMITTED	%
Domestic and Foreign Life, Health, Property/Casualty, and Risk Retention Groups except Wet Marine and Transportation (Total direct premiums less dividends/returns)	2.70
Individual Life (Premium up to \$100,000) (Premium in excess of \$100,000)	2.70 0.08
Hospital and Medical Service Corporations (Gross premiums less claims paid)	6.00
Wet Marine and Transportation (Gross underwriting profit)	0.75
Automobile Service Corporations (Total direct premiums less dividends/returns)	2.70
Title (Gross premium)	1.00
Multiple Employer Welfare Arrangements (Total contributions less excess of loss and pass through premiums)	2.70

SURPLUS LINES %

Property/Casualty except Wet Marine and Transportation (Gross premiums less returned premiums)	2.70
Wet Marine and Transportation (Gross premiums)	0.75
Filing Fee for all Surplus Lines Transactions (Gross premiums less returned premiums)	1.00

UNAUTHORIZED AND INDEPENDENTLY PROCURED %

Wet Marine and Transportation (Gross premiums)	0.75
All Other Lines (Gross premiums)	3.70

TAX CREDITS CLAIMED CY 2024

	CONTRIBUTION	CREDIT CLAIMED
Education (AS 21.96.070)	\$0	\$0

LATE PAYMENT FEE

Late fees are assessed at \$50 per month + 5% of the tax due per month or part of a month, up to a maximum of \$250 + 25% of the tax due and interest of 1% per month or part of a month.

If payment is not received by the Automated Clearing House payment method through OPTins, a penalty of 25% of the tax due is assessed, with a minimum of \$100 and maximum of \$2,000.

ADMINISTRATIVE

Bulletins 8

Regulatory Orders 8

Financial Examinations 8

Legislation 8

Disciplinary Orders 8

BULLETINS FY 2025

B25-05	Insurer Employee Identification In Grievance Communications; Registered Independent Review Organizations
B25-04	Annual Survey on Health Insurance
B25-03	Depreciation of Labor
B25-02	Independent Adjuster License Exemption Applications
B25-01	List of Eligible Surplus Lines Insurers
B24-12	HB 226 Implementation and PBM Registration Guidance
B24-11	Alaska Insurance Data Security Law

FINANCIAL EXAMS FY 2025

Exam #	Company Name	Exam Call	Public Report
FE 24-01	ARECA Insurance Exchange	02/18/2022	4/23/2025

LEGISLATION PASSED IN CY 2025 RELATED TO INSURANCE

HB 126	Counselors/Therapists/Review Orgs
HB 148	AK Performance Scholarship; EDU Tax Credits
HB 226	Pharmacies/Pharmacists/Benefits Managers
SB 45	Direct Health Agreement: Not Insurance
SB 134	Insurance Data Security; Information Security Programs
SB 189	Extend Boards; Game Permits; Taxes; Child Care

DISCIPLINARY ORDERS FY 2025

D24-19	Cochrane Agency, Inc (Stipulated Agreement and Order)
D24-18	Stacia Means (Stipulated Agreement and Order)
D24-17	Phillip Edward Mattek (Stipulated Agreement and Order)
D24-16	Florida Insurance Center, Inc (Stipulated Agreement and Order)
D24-10	Homer Insurance Center, Inc (Stipulated Agreement and Order)
D24-09	Stuart Lyle (Stipulated Agreement and Order)
D24-08	American Senior Benefits, LLC (Stipulated Agreement and Order)
D24-07	Jose Colon (Stipulated Agreement and Order)
D24-06	Stewart Title Company (Stipulated Agreement and Order)
D24-05	Jerilyn Mariah Banks (Stipulated Agreement and Order)
D24-04	Rose Ann Lau (Stipulated Agreement and Order)
D24-03	Emily Smallwood (Stipulated Agreement and Order)
D24-02	Kenneth Ruffer (Stipulated Agreement and Order)
D24-01a	Pacific International Underwriters Inc (Stipulated Agreement and Order)

REGULATORY ORDERS FY 2025

R24-03	Approval of the 2025 Workers' Compensation Loss Cost and Assigned Risk Rate Filing
R24-02	Alaska Life and Health Insurance Guaranty Association
R24-01	Colorado Banker's Life Insurance Company

CONSUMER COMPLAINTS AND INVESTIGATIONS

Consumer Complaints	10
Complaint Reasons	10
Complaints by Line	10
Complaint Cases by Year	10
Companies with Five or More Complaints	11
Investigations	11
External Healthcare Review Determinations	11

CONSUMER COMPLAINTS CY 2024

Reason for Complaint*	
Claim Handling	146
Adjuster Handling	16
Appeal Non-Compliance	1
Authorization Dispute	1
Claim Delay	42
Claim Recoding/Bundling	1
Contributory Comparative Negligence	1
Co-pay, Deductible and Co-Insurance issues	5
Denial of Claim	54
Essential Health Benefit	1
Internal Appeal	1
Maximum Out of Pocket	1
Medical Necessity	3
Out-of-Network Benefits	7
Preventative Care	1
Prompt Pay	13
Subrogation	1
Unsatisfactory Settlement/ Offer	32
Marketing & Sales	2
Misleading Advertising	1
Misrepresentation	1
State Specific	1
PolicyHolder Service	17

Reason for Complaint*	
Coverage Question	3
Delays/No Response	7
Payment Not Credited	2
State Specific	1
Premium Notice/Billing	4
Unsatisfactory Refund of Premium	2
Notice Requirements	1
Underwriting	20
Cancellation	5
CLUE Reports	1
Dependent Age	1
Forced Placement	1
Nonrenewal	5
Premium & Rating	3
Rescission	1
Refuse to Insure	1
State Specific	1
Underwriting Delays	1
Total Complaint Reasons	185

*Total complaints reportable to NAIC.

Multiple reasons may be assigned to a single complaint.

Complaints by Line*	
Auto	59
Commercial	5
Private Passenger	54
Homeowners	48
Homeowners	42
Renter/Tenants	2
Condo/Townhome	4
Accident & Health	51
Group	11
Individual	40
Liability	1
Umbrella	1
Life & Annuities	6
Individual Annuities	1
Individual Life	5
Miscellaneous	6
Pet Insurance	2
Watercraft	1
Workers Compensation	3
Fire Allied & CMP	2
Commercial Multi-Peril	2
Total Complaints by line	173

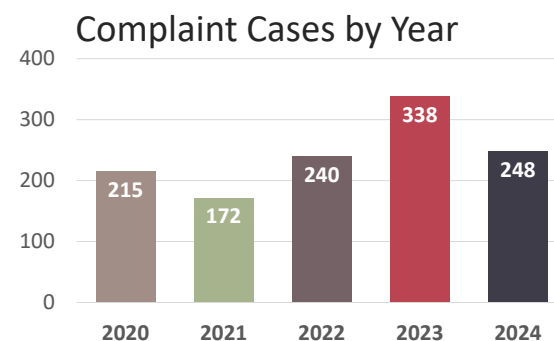
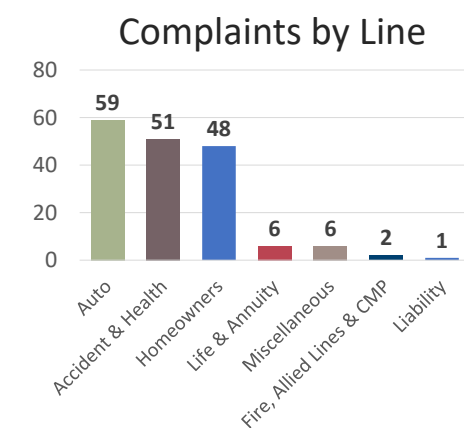
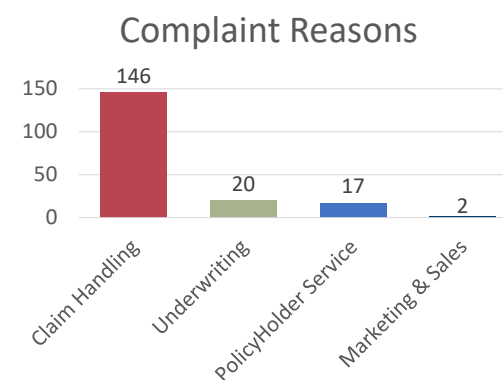


Chart reflects total complaints received in 2024.
173 complaint cases were reportable to NAIC for 2024.

CONSUMER COMPLAINTS CY 2024

Companies with Five or More Complaints

	Alaska Direct Premiums (\$000)				% of AK Market	Expected # Based on % of Market*	Actual # of Complaints	Actual as % of Total
	Life	Health	P&C	Total				
Allstate Group	\$205	\$6,244	\$127,156	\$133,605	2.4%	6	13	5.2%
Berkshire Hathaway Group	\$2	\$0	\$139,129	\$139,132	2.5%	6	10	4.0%
Liberty Mutual Group	\$0	\$0	\$142,549	\$142,549	2.6%	6	18	7.3%
Moda Health Plan	\$0	\$100,423	\$0	\$100,423	1.8%	5	9	3.6%
Premera Blue Cross	\$0	\$1,334,739	\$0	\$1,334,739	24.4%	61	28	11.3%
Progressive Group	\$0	\$0	\$107,567	\$107,567	2.0%	5	6	2.4%
State Farm	\$18,845	\$0	\$326,576	\$345,421	6.3%	16	30	12.1%
United Serv Automobile Assn	\$16,111	\$1,804	\$191,007	\$208,921	3.8%	9	23	9.3%
UnitedHealthcare	\$10	\$8,096	\$0	\$8,106	0.1%	0	5	2.0%
Total Companies 5+ Complaints	–	–	–	\$2,520,463	46.1%	114	142	57.3%
Total All Other Companies	–	–	–	\$2,942,129	53.9%	134	106	42.7%
Total All Licensed Companies	–	–	–	\$5,462,593	100.0%	100.0%	248	100.0%

Compiled using NAIC Standard Complaint Data Guidelines.
*The anticipated number of complaints based on the company's total premium written in Alaska.

In FY 2025, the Investigations Unit recovered for consumers and the State of Alaska over \$539,000 in fraud cases and prioritized its resources toward fraud schemes involving the Affordable Care Act.

INVESTIGATIONS FY 2025

Type of Case	Cases Opened	Cases Closed	Convictions	Warning Letters	Licensing Actions
Agent Fraud	1	1	1	–	1
Bail Bonds	8	8	–	–	–
Case Assessment	–	–	–	–	–
Claimant Fraud	27	23	2	16	–
Insurance Document Fraud	4	–	–	–	–
WC Frivolous Controversion	1	–	–	–	–
Healthcare Fraud	1	–	1	–	–
Operating W/O License	–	–	–	–	–
Other Agency Assist	2	1	–	–	–
Total Cases	44	33	4	16	1

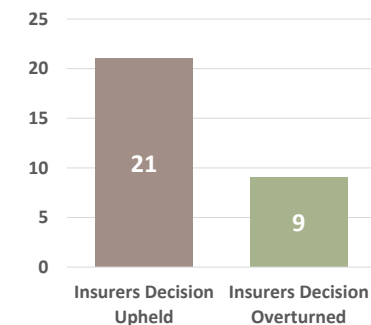
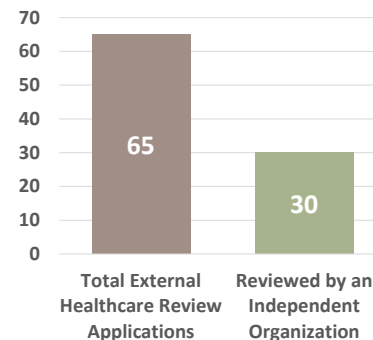
Outcome

Claim Settled	3
Company Position Overturned	25
Company Position Substantiated	72
Compromised Settlement/Resolution	32
Question of Fact/Contract/Provision/Legal Issue	40
Referred to Other Division for Possible Disciplinary Action	1
Referred to Outside Agency/Dept	1
State Specific	2

Note: A single complaint may be coded with multiple outcome codes.

Consumer services assisted in the recovery of \$762,851 for consumers with complaints in 2024.

External Healthcare Review Determinations



ACTUARIAL

Rates and Forms 13

Advisory Organizations 13

Rating Organizations 13

Joint Underwriting Organizations 13

Alaska Automobile Plan 15

Workers' Compensation Assigned Risk Plan 16

RATES & FORMS CY 2024

Filings Received

Approved	1132
Authorized	1103
Disapproved	19
Withdrawn	175
Other*	665
Total	3094

*Many of the filings in this category have been questioned and are pending responses from insurers to correct deficiencies.

ADVISORY ORGANIZATIONS

Advisory organizations, licensed by the division under AS 21.39.100, are organizations of insurers that assist insurers and rating organizations in rate making by collecting and furnishing loss and loss expense statistics or by submitting recommended rates or loss costs to the division. Advisory organizations include entities referred to elsewhere as statistical agents. Advisory organizations do not make filings on behalf of insurers.

RATING ORGANIZATIONS

Rating organizations, licensed by the division under AS 21.39.060, make filings on behalf of insurers. Rating organizations may file policy forms, manual rules, loss costs, or final rates on behalf of member and subscriber insurers and must allow all insurers that desire to become members to do so. All rating organizations and insurers may cooperate in rate making to the extent permitted under AS 21.39.

JOINT UNDERWRITING ORGANIZATIONS

Joint underwriting organizations are groups of insurers formed to insure a specific risk (e.g. aviation, pollution, or large marine) that would otherwise be too large for one insurer to insure. Each individual insurer assumes a portion of the risk. Joint underwriting organizations are not licensed by the division but are subject to regulation under AS 21.39.110.

ADVISORY ORGANIZATIONS

Organization	Contact	Address	Phone, Fax	Agent for Service	Address	Last Exam on File
Acord Corporation	Alexa Ortiz <i>Senior Paralegal</i>	150 Clove Road, 11th Floor Little Falls, NJ 07424	T (845) 535-6344	ACORD Corporation	150 Clove Road, 11th Floor Little Falls, NJ 07424	N/A
American Association of Insurance Services	Kelly Grandy <i>Corporate Compliance</i>	650 Warrenville Road, #100 Lisle, IL 60532	T (630) 457-3289	Tessa Wilson Umialik Insurance Company	8585 Old Dairy Road, Suite 208 Juneau, AK 99801	12/31/2020 Multi-state led by IL
CyberAcuView, LLC	Monica Lindeen <i>Director of Regulatory Affairs</i>	8130 Lakewood Main Street Suite 103 #329 Lakewood Ranch, FL 34202	T (406) 698-4251	Registered Agents Inc	125 N Willow Street, Ste B Kenai, AK 99611	N/A
Hwy Loss Data Institute	Heather Newbill <i>Legal Analyst</i>	988 Dairy Road Ruckersville, VA 22968	T (434) 985-4600	Corporation Service Company	8585 Old Dairy Road, #208 Juneau, AK 99801	N/A
Independent Statistical Service (Subsidiary of Property Casualty Insurers Association of America)	Susan Miller <i>Senior Vice President & General Manager</i>	8700 West Bryn Mawr, #1200S Chicago, IL 60631-3512	T (847) 553-3626 F (847) 297-5064	Corporation Service Company	8585 Old Dairy Road, #208 Juneau, AK 99801	12/31/2017 Multi-state led by IL
ISO Data, Inc	Mary Van Sise <i>Assistant Vice President Government Relations</i>	545 Washington Blvd, Jersey City, NJ 07310-1686	T (201) 469-2652	United States Corp Co	9360 Glacier Hwy, #202 Juneau, AK 99801	12/31/2016 Multi-state led by NJ
National Independent Statistical Service	David H. Conrad <i>President</i>	PO Box 68950 Indianapolis, IN 46268-0950	T (317) 876-6200 F (317) 876-6210	Delores Owen	9360 Glacier Hwy, #202 Juneau, AK 99801	12/31/2011 Multi-state by IN
Cube Content Governance, Inc DBA Oden	Jayne Reynolds <i>Licensing Administrator</i>	1216 E. Kenosha, #144 Broken Arrow, OK 74012	T (763) 326-6930	Corporation Service Company	9360 Glacier Hwy, #202 Juneau, AK 99801	N/A

RATING ORGANIZATIONS

Organization	Contact	Address	Phone, Fax	Agent for Service	Address	Last Exam on File	License Expires
Acord Corporation	Alexa Ortiz <i>Senior Paralegal</i>	150 Clove Road, 11th Floor Little Falls, NJ 07424	T (845) 535-6344	ACORD Corporation	150 Clove Road, 11th Floor Little Falls, NJ 07424	N/A	02/29/2028
AIPSO	David L. Kohlhammer <i>President</i>	302 Central Avenue Johnston, Rhode Island 02919	T (401) 946-2310 F (401) 528-1350	Corporation Service Company	8585 Old Dairy Road, #208 Juneau, AK 99801	06/30/2014 Multi-state led by RI	12/31/2026
Anywhere Insurance Services, LLC	Wayne Slavin <i>CEO</i>	6125 Luther Lane, Suite 415 Dallas, TX 75225	T (844) 335-5441	Corporation Service Company	8585 Old Dairy Road, Suite 208 Juneau, AK 99801	N/A	07/25/2028
American Association of Insurance Services	Kelly Grandy <i>Corporate Compliance</i>	650 Warrenville Road, #100 Lisle, IL 60532	T (630) 457-3289	Corporation Service Company	8585 Old Dairy Road, Suite 208 Juneau, AK 99801	12/31/2020 Multi-state led by IL	11/30/2026
Arity, LLC	Tara Kozlowski <i>Director</i>	222 W Merchandise Mart Plaza, #875 Chicago, IL 60654	T (313) 383-5044	CT Corporation System	8585 Old Dairy Road, #208 Juneau, AK 99801	N/A	08/23/2026
Cambridge Mobile Telematics, Inc	Craig Van Alsten <i>Principal Actuary II</i>	314 Main Street, #1200 Cambridge, MA 02142	T (617) 751-4141	CT Corporation System	9360 Glacier Hwy, #202 Juneau, AK 99801	N/A	04/12/2028
Insurance Services Office, Inc	Lauren D'Albero <i>Manager, State Relations</i>	545 Washington Blvd. Jersey City, NJ 07310-1686	T (201) 469-2017 F (201) 469-4011	United States Corporation Company	8585 Old Dairy Road, #208 Juneau, AK 99801	12/31/2016 Multi-state led by NJ	12/31/2027
Martin Analytical Rating Services, LLC	Julidden Smith	4024 West Chest Pike Newtown Square, PA 19073	T (610) 325-4455	Corporate Service Company	8585 Old Dairy Road, #208 Juneau, AK 99801	N/A	08/24/2028
National Council on Compensation Insurance	Todd Johnson <i>State Relations Executive</i>	2815 Townsgate Road, #210 Westlake Village, CA 91361	T (561) 893-3814	Corporate Creations Network, Inc	3085 Mountainwood Circle Juneau, AK 99801	12/31/2015 Multi-state led by FL, GA, ME, MD	02/17/2027
Octo Analytics, LLC	Bonny Sizelove <i>Regulatory Manager</i>	134 Rumford Ave, #302 Newton, MA 02466	T (619) 395-0156	Corporation Service Company	8585 Old Dairy Road, #208 Juneau, AK 99801	N/A	04/06/2027
The Surety & Fidelity Association of America	Barbara Feiff <i>Vice President of Operations</i>	1140 19th Street NW, #500 Washington, DC 20036	T (202) 463-0600 F (202) 463-0606	C. Russell Lewis, Esq. Oles, Morrison, Rinker & Baker	745 West Fourth Ave, #502 Anchorage, AK 99501	12/31/2017 Multi-state by DC	12/16/2028

JOINT UNDERWRITING ORGANIZATIONS

Organization	Contact	Address	Phone, Fax	Last Exam on File
American Nuclear Insurers	Michael P. Cass <i>VP and General Counsel</i>	95 Glastonbury Blvd Glastonbury, CT 06033	T (860) 682-1301 F (860) 639-0002	12/31/1979 by CT
Associated Aviation Underwriters	Anthony R. Moschetta <i>VP and General Counsel</i>	51 John F. Kennedy Pkwy Short Hills, NJ 07078	T (973) 379-0941	11/30/2001 by NJ
Registered Mail Insurance Association	John L. Comeau <i>Vice President</i>	100 William Street 3rd Floor New York, NY 10038	T (212) 425-1470	09/30/1985 by FL
United States Aircraft Insurance Group	Nicholas Canelos <i>SVP, General Counsel, and Secretary</i>	125 Broad Street, 6th Floor New York, NY 10004	T (212) 859-3939	N/A

ALASKA AUTOMOBILE PLAN

The Alaska Automobile Plan offers insurance for vehicle owners and operators unable to obtain insurance on a voluntary basis. Private passenger auto policy applications are submitted to the Automobile Insurance Plan Service office, a nonprofit management organization for groups administering the residual market, either directly or through an insurance agent, who then assigns the policies to insurers in proportion to each insurer's voluntary market share.

Commercial auto insurance is organized under a servicing carrier program. Currently, all commercial auto assigned risk business is handled by Progressive Casualty Insurance Company and all commercial auto insurers share in the profit or loss of this business based upon each insurer's voluntary market share.

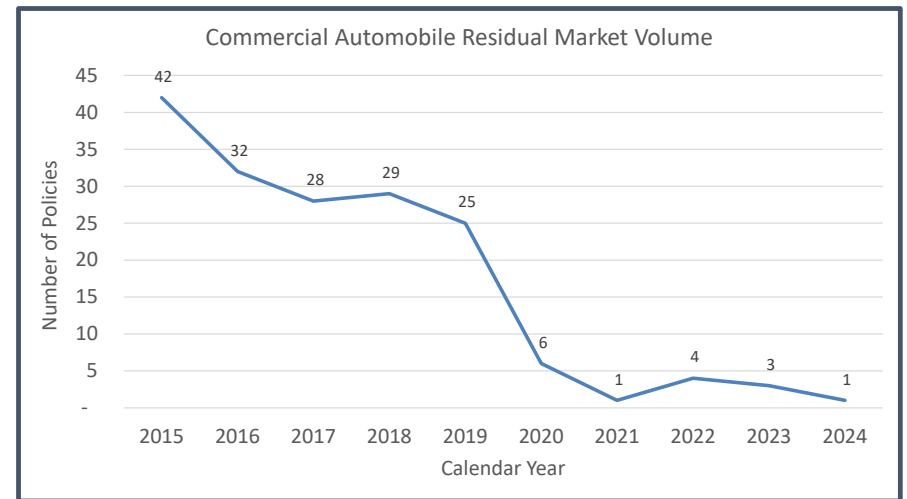
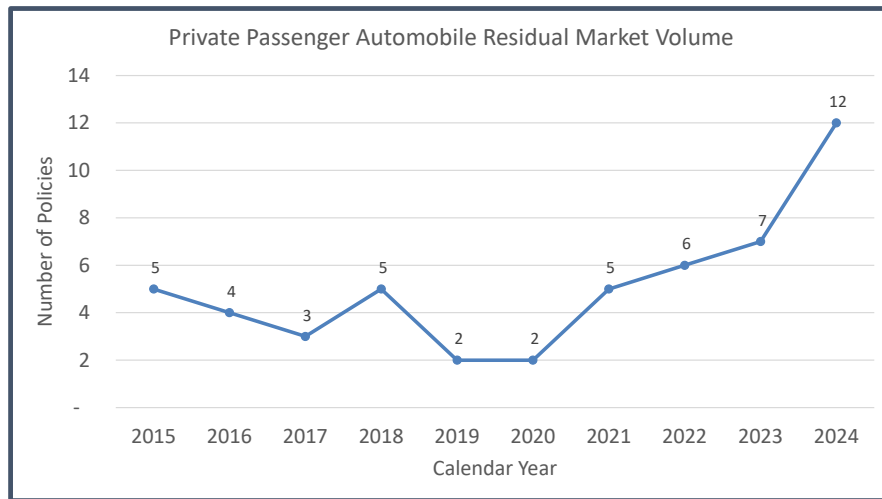
The number of residual market policies in both the Private Passenger and Commercial Auto categories has decreased significantly in the past number of years, from the peaks of twelve (Private Passenger in 2014) and forty-two (Commercial in 2015) to seven and three respectively in 2023. The long-term depopulation of the residual market is

due in large part to insurers' increasing ability to accurately rate potential customers and collect adequate premium for the risk associated with each individual, allowing customers that would previously have been destined for the residual market to now be written in the voluntary market. The long-term downward trend in the Commercial Auto residual market has leveled off in recent years reflecting the reality that certain types of commercial auto risk remain undesirable to insurers due to the hazardous nature of their work.

The commercial automobile residual market volume has seen a steady decrease in the past decade, from a peak of forty-two in 2015 to one in 2024. The private passenger automobile residual market volume has increased in the last five years, from two in 2020 to twelve in 2024.

The premiums associated with the one Commercial Auto and twelve Private Passenger Auto residual market policies represent 0.007% of total market premium.

AUTOMOBILE RESIDUAL MARKET VOLUME

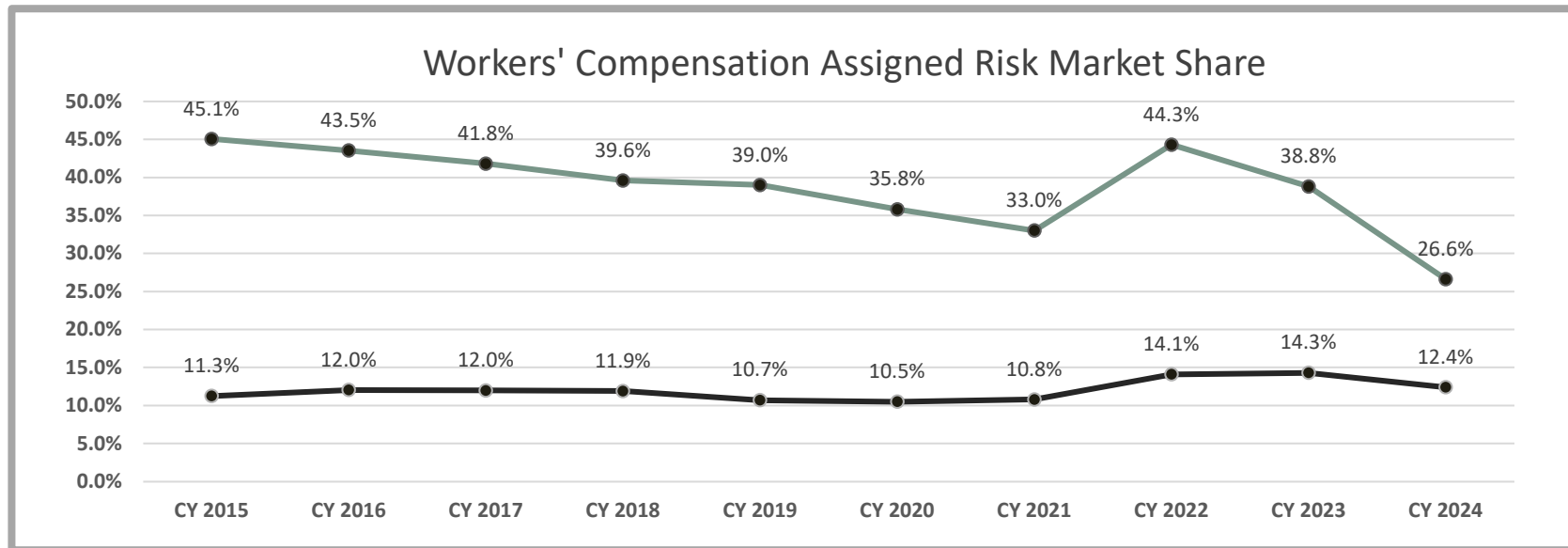


WORKERS' COMPENSATION ASSIGNED RISK PLAN

Employers who are declined coverage by two non-affiliated insurers may obtain insurance through the Workers' Compensation Assigned Risk Plan by assignment to a servicing carrier. From January 1, 2025, through December 31, 2027, the servicing carriers are Alaska National Insurance Company, LM Insurance Corporation, AmGUARD Insurance Company, PA Manufacturers ASSN Insurance Company, and Travelers Property Casualty Company of America.

For CY 2024, the 5,573 assigned risk policies made up 26.6% of all workers' compensation policies. The \$25.3 million in premium was approximately 12.4% of total workers' compensation premium. Of the 5,573 assigned risk policies, 3,866 had premium less than \$2,500.

The market share of assigned risk policies, measured by policy count, reached its peak in the early 2000s and has exhibited a decreasing trend since then. The market share by premium volume has continued to exhibit cyclical patterns, reflecting changes in employer size and payroll within the assigned risk market. Workplace injury claim frequency and the average cost of claims have seen decreases over the years, contributing to modest rate decreases over the past several years. Alaska's workers' compensation assigned risk rates continue to drop: 10.4% for CY 2024, 5.5% for CY 2025, and 3.7% for CY 2026.



PRODUCER LICENSING

Licensing Statistics by Class 18

Resident Licensing Examinations 19

COMPANY CERTIFICATE OF AUTHORITY

Admitted By Type 20

New Admitted Insurers 20

Domestic Insurers 20

Authority Amendments 21

Redomestications 21

Mergers and Surrenders 21

Suspension and Revocation Orders 22

Name Changes 22

LICENSING STATISTICS BY CLASS CY 2024

Data as of December 31, 2024

Class	Resident			Non-Resident			Total
	Business	Individual	Total	Business	Individual	Total	
Bail Bond Limited Producer	0	2	2	1	1	2	4
Controlling Insurance Producer	0	0	0	0	0	0	0
Credit Insurance Limited Producer	19	48	67	3	15	18	85
Crop Insurance Limited Producer	0	0	0	0	3	3	3
Exempt Independent Adjuster	0	0	0	0	0	0	0
Exempt Managing General Agent	0	0	0	37	3	40	40
Exempt Motor Vehicle Employee	0	841	841	0	3	3	844
Exempt Producer	0	0	0	0	0	0	0
Exempt Reinsurance Intermediary Broker	0	0	0	14	1	15	15
Exempt Reinsurance Intermediary Manager	0	0	0	2	0	2	2
Exempt Surplus Lines Broker	0	0	0	0	0	0	0
Exempt Third Party Administrator	2	0	2	285	0	285	287
Independent Adjuster	7	103	110	229	7,967	8196	8306
Independent Portable Electronics Adjuster	0	0	0	2	216	218	218
Insurance Producer	161	1,777	1938	4,646	68,292	72,938	74876
Managing General Agent	1	6	7	15	14	29	36
Miscellaneous Limited Producer	0	0	0	0	0	0	0
Motor Vehicle Rental Limited Producer	6	9	15	4	2	6	21
Motor Vehicle Service Contract Administrator	0	0	0	44	0	44	44
Motor Vehicle Service Contract Provider	1	0	1	124	0	124	125
Nonresident Limited Producer	0	0	0	0	1	1	1
Pharmacy Benefits Manager	0	0	0	0	0	0	0
Portable Electronics Limited Producer	0	0	0	22	32	54	54
Reinsurance Intermediary Broker	0	0	0	7	11	18	18
Reinsurance Intermediary Manager	0	0	0	2	2	4	4
Surplus Lines Broker	8	76	84	769	2,052	2821	2905
Temporary Managing General Agent	0	0	0	0	0	0	0
Temporary Producer	0	0	0	0	0	0	0
Third Party Administrator	0	1	1	113	103	216	217
Title Insurance Limited Producer	12	149	161	0	0	0	161
Trainee Independent Adjuster	0	0	0	0	0	0	0
Travel Insurance Limited Producer	10	14	24	122	516	638	662
Viatical Settlement Broker	0	0	0	5	6	11	11
Viatical Settlement Provider	0	0	0	1	1	2	2
Viatical Settlement Representative	0	0	0	0	0	0	0
Totals:	227	3,026	3253	6,447	79,241	85,688	88,941

RESIDENT LICENSING EXAMINATIONS CY 2024

TEST CENTER	First-Time Test Takers			Repeat Test Takers			Total		
Exam Type	Total	Pass #	Pass Rate	Total	Pass #	Pass Rate	Total	Pass #	Pass Rate
Accident & Health	115	70	61%	68	28	41%	183	98	54%
Adjuster	89	44	49%	54	20	37%	143	64	45%
Casualty	106	63	59%	65	30	46%	171	93	54%
Credit	1	0	0%	0	0	0%	1	0	0%
Life	181	101	56%	106	47	44%	287	148	52%
Personal Lines	16	11	69%	7	3	43%	23	14	61%
Property	102	61	60%	77	27	35%	179	88	49%
Surplus Lines	4	3	75%	2	2	100%	6	5	83%
Title	8	5	63%	3	3	100%	11	8	73%
Total	622	358	55%	382	160	50%	1004	518	52%

ONLINE PROCTOR	First-Time Test Takers			Repeat Test Takers			Total		
Exam Type	Total	Pass #	Pass Rate	Total	Pass #	Pass Rate	Total	Pass #	Pass Rate
Adjuster	41	20	49%	16	7	44%	57	27	47%
Accident & Health	53	32	60%	17	6	35%	70	38	54%
Casualty	31	19	61%	10	5	50%	41	24	59%
Credit	1	0	0%	0	0	—	1	0	0%
Life	81	55	68%	28	10	36%	109	65	60%
Personal Lines	3	1	33%	1	0	0%	4	1	25%
Property	31	18	58%	14	8	57%	45	26	58%
Title	2	1	50%	0	0	0%	2	1	50%
Total	865	594	58%	468	196	42%	1,333	700	53%

All exams administered by Pearson, Inc

COMPANY CERTIFICATE OF AUTHORITY ADMITTED BY LINE TYPE FY 2025

Line Type	Domestic	Foreign
Automobile Service Corporations	0	12
Air Ambulance Providers	3	1
Fraternal Benefit Societies	0	10
Health Insurance	0	26
Health Maintenance Organization	0	1
Hospital and Medical Service Corporation	0	1
Life, Annuity, & Health	0	368
Property & Casualty	2	716
Title	0	13
Reciprocal	1	8
Total	6	1156

NEW ADMITTED INSURERS FY 2025

NAIC company codes and names listed

Property/Casualty

38873	TRM Specialty Insurance Company
17506	Wingsail Insurance Company
16138	Hiroad Assurance Company
14788	NGM Insurance Company
17630	Generali USA Insurance Company
19259	Selective Insurance Company of South Carolina
39926	Selective Insurance Company of The Southeast
35599	Bridge City Insurance Company
26301	Selective Way Insurance Company
12150	First Founders Assurance Company
17543	Independence Pet Insurance Company

Title

50030	US National Title Insurance Company
-------	-------------------------------------

Health

17331	Curative Insurance Company
-------	----------------------------

Life/Health

17665	Opportunity Life Insurance Company
68284	Nassau Life Insurance Company of Kansas
15313	Investors Preferred Life Insurance Company
71463	Cica Life Insurance Company of America
89427	Stellar National Life Insurance Company
66788	National Security Insurance Company

Fraternal Benefit Society

56340	First Catholic Slovak Union of The United States of America & Canada
-------	--

DOMESTIC INSURERS

Name	Address	Telephone	Lines	Authorized
Alaska National Insurance Company	7001 Jewel Lake Rd Anchorage, AK 99502-2800	(907) 248-2642	Health, Property, Casualty, Surety, Marine, Wet Marine, Transportation	9/30/1980
ARECA Insurance Exchange	703 West Tudor Rd, Ste 200 Anchorage, AK 99503-6650	(907) 771-5700	Health, Property, Casualty, Surety, Marine, Wet Marine, Transportation	12/30/1983
Umialik Insurance Company	725 E. Fireweed Lane, Suite 500 Anchorage, Alaska 99503	(907) 338-5445 (888) 590-5445	Health, Property, Casualty, Surety, Marine, Wet Marine, Transportation	6/10/1981

AUTHORITY AMENDMENTS FY 2025

NAIC #	Company Name	Authority Change	Entry Date
61689	Athene Annuity and Life Company	Add Variable Life	7/3/2024
61182	Aurora National Life Assurance Company	Add Variable Annuity	6/2/2025
14265	HDI Global Select Insurance Company	Add Malpractice, Livestock	7/22/2024
21903	Procentury Insurance Company	Add Property	5/14/2025
32280	Wellfleet Insurance Company	Add Boiler and Machinery, Burglary and Theft, Glass, Livestock, Marine Insurance, Surety, Vehicle Insurance, Wet Marine & Transportation	10/31/2024

MERGERS AND SURRENDERS FY 2025

NAIC #	Company Name	Action	Effective	
61069	Anthem Life Insurance Company	Inactive	Merged	4/1/2025
19860	Argonaut Great Central Insurance Company	Inactive	Merged	4/30/2025
18287	Assured Guaranty Municipal Corp	Inactive	Merged	1/30/2025
61492	Athene Annuity and Life Assurance Company	Inactive	Merged	2/6/2025
12747	Elixir Insurance Company	Inactive	COA Surrendered	2/6/2025
70785	Pacificare Life & Health Ins Company	Inactive	COA Surrendered	12/30/2024
15203	Providence Health Assurance	Inactive	COA Surrendered	8/22/2024
17285	QPIC Insurance Company	Inactive	COA Surrendered	12/19/2024
31275	Republic Mortgage Guaranty Insurance Corporation	Inactive	Merged	6/1/2025
25151	State Farm General Insurance Company	Inactive	COA Surrendered	2/6/2025
	Validus Reinsurance (Switzerland) Ltd	Inactive	Registration Surrendered	6/30/2024
	Validus Reinsurance, Ltd (U.S. Reinsurance Trust)	Inactive	Merged	10/1/2024

REDOMESTICATIONS FY 2025

NAIC #	Company Name	From	To	Effective
12902	Healthspring Life & Health Insurance Company Inc	TX	IL	12/23/2024
66850	National Western Life Ins Co	CO	AZ	10/31/2024
31470	Norguard Insurance Company	PA	NE	9/20/2023
20346	Pacific Indemnity Company	WI	DE	7/1/2024
68136	Protective Life Insurance Company	TN	NE	12/31/2024
24503	Root Property & Casualty Insurance Company	DE	OH	7/1/2023
11828	Stonewood Insurance Company	NC	OH	5/30/2024
70408	Union Security Insurance Company	KS	IA	12/31/2024
68632	Vantis Life Insurance Company	CT	DE	11/25/2024
21865	WCF Select Insurance Company	CA	UT	7/1/2024
11981	Westguard Insurance Company	PA	NE	9/20/2023
85189	Western United Life Insurance Company	WA	TX	3/28/2024
67989	American Memorial Life Insurance Company	SD	IA	12/31/2024
28401	American National Property and Casualty Company	MO	NE	12/10/2024
10872	American Strategic Insurance Corporation	FL	IN	4/11/2024
42390	Amguard Insurance Company	PA	NE	9/20/2023
19860	Argonaut Great Central Insurance Company	IL	NE	10/7/2024
19801	Argonaut Insurance Company	IL	NE	10/7/2024
19828	Argonaut-Midwest Insurance Company	IL	NE	10/7/2024
61182	Aurora National Life Assurance Company	CA	MO	7/1/2024
19518	AXA XI Insurance Company Americas	TX	DE	9/30/2024
36927	Colony Specialty Insurance Company	OH	IL	8/2/2023
14702	Eastguard Insurance Company	PA	NE	9/20/2023
12522	Essent Title Insurance, Inc	MO	PA	12/31/2024
21873	Firemans Fund Insurance Company	CA	IL	12/31/2021
26794	Fortitude Casualty Insurance Company	OH	AZ	4/11/2024
64211	Guarantee Trust Life Insurance Company	IL	NE	3/19/2024
14265	HDI Global Select Insurance Company	IN	IL	11/18/2024

SUSPENSION AND REVOCATION ORDERS FY 2025

Order #	NAIC #	Company Name	Action	Effective
SR23-09	22705	US National Title Insurance Company	Suspension	4/19/2025

NAME CHANGES FY 2025

NAIC #	Old Company Name	New Company Name	Effective
16561	Many Insurance Company	American Guardian Shield Insurance Company	2/10/2025
30180	Assured Guaranty Corp	Assured Guaranty Inc	5/24/2024
19518	Catlin Insurance Company Inc	AXA XL Insurance Company Americas	9/30/2024
23795	Consolidated National Insurance Company	Drivers Edge Insurance Company	9/1/2024
12522	Agents National Title Insurance Company	Essent Title Insurance, Inc	12/31/2024
11185	Foremost Insurance Company	Foremost Insurance Company Grand Rapids, Michigan	5/9/1960
26611	Blackboard Insurance Company	Glatfelter Insurance Company	7/1/2024
62383	Bestow Life Insurance Company	Lantern Insurance Company	1/10/2025
21075	Transverse Insurance Company	MS Transverse Insurance Company	1/16/2024
21261	Electric Insurance Company	Riverstone International Insurance Inc	12/11/2024
85189	Western United Life Assurance Company	Western United Life Insurance Company	3/28/2024

LIFE INSURERS

Recap 23

Admitted Companies 25-29

Life Market Share 30

Annuity Market Share 31

Total Business 32-40

LIFE ANNUITY RECAP CY 2024 (\$000)

	Issued During the Year	In Force December 31	Life Insurance	Annuity Considerations
Credit Life	1,175	8,464	(2)	18
Group	1,850,899	34,836,645	63,518	114,086
Individual	5,175,913	56,253,101	930,214	499,271
Industrial	0	5,705	1	—
Total	7,039,548	91,507,493	993,748	650,225

Note: In 2019, the NAIC merged not-for-profit, member-owned organizations offering insurance as a primary benefit to its members (fraternal companies) into the Life/Health company annual statement. Fraternal companies will no longer be displayed separately.

ADMITTED COMPANIES CY 2024 - LIFE (\$000)

NAIC #	Company Name	Assets	Surplus	NAIC #	Company Name	Assets	Surplus	NAIC #	Company Name	Assets	Surplus
80985	4 Ever Life Ins Co	202,835	88,005	81213	American Maturity Life Ins Co	31,031	16,273	61263	Bankers Life & Cas Co	23,572,131	951,463
77879	5 Star Life Ins Co	320,428	45,253	67989	American Memorial Life Ins Co	4,974,722	367,564	94250	Banner Life Ins Co	12,204,770	564,341
71854	AAA Life Ins Co	826,888	213,847	60739	American Natl Ins Co	35,771,441	2,263,994	61395	Beneficial Life Ins Co	1,753,829	216,762
71471	Ability Ins Co	1,223,008	28,785	71773	American Natl Life Ins Co of TX	29,456	17,037	64890	Berkley Life & Hlth Ins Co	700,080	449,253
62200	Accordia Life & Ann Co	12,454,588	711,922	60801	American Public Life Ins Co	85,272	31,035	62345	Berkshire Hathaway Life Ins Co NE	23,783,721	12,726,610
60348	Ace Life Ins Co	32,959	16,931	60836	American Republic Ins Co	2,093,941	515,164	71714	Berkshire Life Ins Co of Amer	5,470,576	209,237
60054	Aetna Life Ins Co	31,168,373	8,728,945	60895	American United Life Ins Co	39,737,595	1,108,450	90638	Best Life & Hlth Ins Co	29,845	20,686
90611	Allianz Life Ins Co of N Amer	185,466,753	7,165,000	61999	Americo Fin Life & Ann Ins Co	7,683,671	855,607	62383	Bestow Life Ins Co	92,138	19,540
60216	Amalgamated Life Ins Co	143,902	74,880	61301	Ameritas Life Ins Corp	28,799,284	1,881,446	61476	Boston Mut Life Ins Co	1,700,718	257,628
68594	American Amicable Life Ins Co of TX	578,438	188,539	72222	Amica Life Ins Co	1,498,080	397,857	87726	Bighthouse Life Ins Co	190,204,704	3,673,337
60275	American Bankers Life Assur Co of FL	210,631	66,628	93661	Annuity Investors Life Ins Co	2,618,624	464,500	76694	Canada Life Reins Co	51,156	35,098
66001	American Benefit Life Ins Co	281,390	36,050	61069	Anthem Life Ins Co	791,442	250,394	61581	Capitol Life Ins Co	852,960	60,329
99600	American Century Life Ins Company	227,421	20,539	71455	Arch Life Ins Co of Amer	8,668	8,520	11997	Caterpillar Life Ins Co	109,201	70,653
92738	American Equity Invest Life Ins Co	61,162,140	3,213,511	67423	Aspida Life Ins Co	7,905,081	417,768	61735	Central Security Life Ins Co	73,242	6,197
60380	American Family Life Assur Co of Col	17,240,252	2,681,585	71439	Assurity Life Ins Co	2,478,157	436,934	61751	Central States H & L Co of Omaha	400,330	205,274
60399	American Family Life Ins Co	5,172,228	448,801	68039	Athene Ann & Life Assur Co of NY	5,278,633	318,318	80896	Centre Life Ins Co	1,208,912	65,762
60004	American Farmers & Ranchers Life Ins	33,389	3,716	61689	Athene Ann & Life Co	277,845,220	3,899,057	61832	Chesapeake Life Ins Co	317,579	104,140
60410	American Fidelity Assur Co	8,282,039	708,777	61115	Atlantic Coast Life Ins Co	1,626,818	116,751	61875	Church Life Ins Corp	204,478	90,381
60429	American Fidelity Life Ins Co	365,828	68,037	89206	Augustar Life Assur Corp	3,302,303	261,760	71463	CICA Life Ins Co of Amer	152,651	28,814
60488	American Gen Life Ins Co	246,499,507	10,033,345	67172	Augustar Life Ins Co	25,919,647	2,025,702	67369	Cigna Hlth & Life Ins Co	15,251,750	6,283,446
60534	American Heritage Life Ins Co	2,292,564	280,935	61182	Aurora Natl Life Assur Co	2,612,260	217,719	88153	CL Life & Ann Ins Co	637,859	16,364
60518	American Hlth & Life Ins Co	1,080,770	256,868	60232	Axcelus Financial Life Ins Co	11,620,529	25,008	83607	Clear Spring Life & Ann Co	15,360,734	1,195,624
60577	American Income Life Ins Co	5,323,620	414,981	61212	Baltimore Life Ins Co	1,290,193	76,152	93432	CM Life Ins Co	7,193,523	1,700,603
				61239	Bankers Fidelity Life Ins Co	168,165	32,443	62626	CMFG Life Ins Co	30,189,732	3,596,538

ADMITTED COMPANIES CY 2024 - LIFE (\$000)

NAIC #	Company Name	Assets	Surplus	NAIC #	Company Name	Assets	Surplus	NAIC #	Company Name	Assets	Surplus
62049	Colonial Life & Accident Ins Co	3,990,316	504,636	68276	Employers Reassur Corp	30,856,176	4,140,260	67652	First Penn Pacific Life Ins Co	1,012,077	100,888
62065	Colonial Penn Life Ins Co	983,932	103,263	93629	Empower Ann Ins Co	107,433,069	1,018,400	91642	Forethought Life Ins Co	60,160,298	4,022,282
62103	Columbian Mut Life Ins Co	1,402,251	2,039	68322	Empower Ann Ins Co of Amer	70,131,542	4,735,378	86630	Fortitude Life Ins & Ann Co	31,158,154	454,154
99937	Columbus Life Ins Co	4,625,886	424,913	71323	Entrada Life Ins Co	8,576	8,055	99775	Funeral Directors Life Ins Co	2,351,443	183,749
62146	Combined Ins Co of Amer	2,542,073	226,138	62880	Equitable Financial Life & Ann Co	547,969	154,343	15691	Gainbridge Life Ins Co	472,744	63,040
81426	Commercial Travelers Life Ins Co	7,769	7,119	62944	Equitable Financial Life Ins Co	234,370,293	898,494	63657	Garden State Life Ins Co	16,126	8,215
84824	Commonwealth Ann & Life Ins Co	102,043,400	6,155,150	78077	Equitable Financial Life Ins Co of A	49,934,995	4,063,599	56685	GBU Financial Life	4,729,123	314,431
77828	Companion Life Ins Company	775,868	490,026	62510	Equitrust Life Ins Co	33,576,723	2,756,373	86258	General Re Life Corp	4,178,798	1,346,087
62308	Connecticut Gen Life Ins Co	20,741,818	7,337,306	70866	Everlake Assur Co	138,937	52,376	65536	Genworth Life & Ann Ins Co	16,448,366	834,368
71730	Continental Amer Ins Co	961,301	367,560	60186	Everlake Life Ins Co	25,826,535	1,683,609	70025	Genworth Life Ins Co	40,673,274	3,515,516
71404	Continental Gen Ins Co	4,615,310	562,370	97241	Everly Life Ins Co	458,517	81,168	70939	Gerber Life Ins Co	6,334,287	687,203
68365	Corporate Solutions Life Reins Co	17,896,146	1,415,143	77968	Family Heritage Life Ins Co of Amer	2,122,339	163,381	91472	Globe Life & Accident Ins Co	5,554,369	432,109
94218	Country Investors Life Assur Co	340,666	235,279	63053	Family Life Ins Co	37,042	28,643	63967	Government Personnel Mut Life Ins Co	763,610	78,292
62553	Country Life Ins Co	10,516,178	1,754,671	74004	Family Serv Life Ins Co	219,460	46,528	90212	Great Southern Life Ins Co	159,325	27,992
82880	CSI Life Ins Co	24,057	19,583	60230	Farmers Life Ins Co	956,187	57,398	64211	Guarantee Trust Life Ins Co	923,955	205,686
71129	Dearborn Life Ins Co	1,199,056	441,962	63177	Farmers New World Life Ins Co	2,418,285	506,598	78778	Guardian Ins & Ann Co Inc	10,603,255	600,578
62634	Delaware Amer Life Ins Co	124,517	70,282	63223	Federal Life Ins Co	849,602	74,467	64246	Guardian Life Ins Co of Amer	86,825,019	9,288,063
17466	Delaware Life & Ann Co	148,629	26,686	63274	Fidelity & Guar Life Ins Co	65,696,447	1,654,433	88340	Hannover Life Reassur Co of Amer	20,620,838	607,150
79065	Delaware Life Ins Co	51,426,073	2,865,986	93696	Fidelity Investments Life Ins Co	46,956,540	1,061,834	70815	Hartford Life & Accident Ins Co	12,942,016	2,707,991
97705	Direct Gen Life Ins Co	22,079	12,382	63290	Fidelity Life Assn A Legal Reserve L	574,847	63,828	92711	HCC Life Ins Co	1,692,058	788,684
13183	Eagle Life Ins Co	4,100,740	285,462	71870	Fidelity Security Life Ins Co	1,091,768	365,214	66141	Health Net Life Ins Co	492,031	307,145
84174	ELCO Mut Life & Ann	1,134,031	83,014	69140	First Allmerica Fin Life Ins Co	15,161,690	136,895	66214	Heartland Natl Life Ins Co	234,344	15,008
85561	Elips Life Ins Co	66,817	49,089	56332	First Cath Slovak Ladies Assn USA	1,079,617	108,717	64394	Heritage Life Ins Co	11,542,847	1,179,100
62928	EMC Natl Life Co	722,574	105,191	56340	First Cath Slovak Union of US & CN	587,456	54,418	93440	HM Life Ins Co	1,007,649	515,506

ADMITTED COMPANIES CY 2024 - LIFE (\$000)

NAIC #	Company Name	Assets	Surplus	NAIC #	Company Name	Assets	Surplus	NAIC #	Company Name	Assets	Surplus
64505	Homesteaders Life Co	4,202,865	324,674	65498	Life Ins Co of N Amer	9,520,595	2,175,512	97136	Metropolitan Tower Life Ins Co	62,690,892	2,246,836
64513	Horace Mann Life Ins Co	9,422,007	418,107	65528	Life Ins Co of the Southwest	36,940,419	2,556,856	66087	Mid West Natl Life Ins Co of TN	24,397	13,575
91693	IA Amer Life Ins Co	387,504	209,083	97691	Life of the South Ins Co	162,020	53,177	66044	Midland Natl Life Ins Co	82,713,373	5,002,395
69272	Ibexis Life & Ann Ins Co	1,812,558	128,128	91898	Lifecare Assur Co	111,439	39,202	66109	Midwestern United Life Ins Co	250,221	173,732
97764	Idealife Ins Co	21,643	19,596	97985	LifeMap Assur Co	90,999	63,656	66168	Minnesota Life Ins Co	63,420,616	3,308,228
64602	Independence Life & Ann Co	3,235,221	214,699	77720	LifeSecure Ins Co	754,758	56,438	70416	MML Bay State Life Ins Co	5,257,438	219,299
91785	Independent Life Ins Co	1,390,308	104,083	65595	Lincoln Benefit Life Co	11,195,938	232,653	57541	Modern Woodmen of Amer	18,169,069	2,595,254
58068	Independent Order of Foresters US BR	4,232,688	394,340	65927	Lincoln Heritage Life Ins Co	1,324,252	126,936	81442	Monitor Life Ins Co of NY	16,176	14,064
81779	Individual Assur Co Life Hlth & Acc	17,853	8,282	62057	Lincoln Life & Ann Co of NY	16,594,982	985,380	66370	Mony Life Ins Co	6,018,695	366,688
14406	Industrial Alliance Ins & Fin Serv I	387,749	34,871	65676	Lincoln Natl Life Ins Co	296,410,504	7,147,607	66346	Munich Amer Reassur Co	11,046,878	680,956
74780	Integrity Life Ins Co	8,623,981	1,274,172	65722	Loyal Amer Life Ins Co	472,710	186,724	69604	Munich Re US Life Corp	9,224	8,580
64904	Investors Heritage Life Ins Co	3,447,815	280,890	73504	Lumico Life Ins Co	141,100	73,964	88668	Mutual of Amer Life Ins Co	23,991,891	577,493
63487	Investors Life Ins Co N Amer	462,570	39,172	65781	Madison Natl Life Ins Co Inc	244,201	95,364	71412	Mutual of Omaha Ins Co	11,863,649	4,148,108
15313	Investors Preferred Life Ins Co	2,068,412	7,685	65870	Manhattan Life Ins Co	526,025	82,002	93734	Nassau Life & Ann Co	5,243,009	165,900
65056	Jackson Natl Life Ins Co	281,278,730	4,404,031	67083	Manhattan Natl Life Ins Co	126,606	16,546	67814	Nassau Life Ins Co	13,937,783	299,178
64017	Jefferson Natl Life Ins Co	12,657,743	173,721	61883	ManhattanLife Ins & Ann Co	977,192	270,427	68284	Nassau Life Ins Co of KS	68,365	12,067
65080	John Alden Life Ins Co	303,987	99,798	16755	ManhattanLife of Amer Ins Co	8,517	8,517	61409	National Benefit Life Ins Co	783,721	165,256
93610	John Hancock Life & Hlth Ins Co	17,488,517	1,515,781	65935	Massachusetts Mut Life Ins Co	345,185,544	27,882,432	66540	National Farmers Union Life Ins Co	143,454	31,502
65838	John Hancock Life Ins Co USA	262,144,931	10,989,036	63312	MassMutual Ascend Life Ins Co	53,380,247	4,226,276	66583	National Guardian Life Ins Co	5,129,325	476,375
65129	Kansas City Life Ins Co	3,262,328	261,607	69515	Medamerica Ins Co	1,273,948	34,564	82538	National Hlth Ins Co	214,144	98,179
58033	Knights of Columbus	31,194,633	3,069,488	79987	Medico Corp Life Ins Co	47,918	29,051	66680	National Life Ins Co	12,672,772	3,276,516
65242	Lafayette Life Ins Co	7,233,872	468,948	31119	Medico Ins Co	65,969	32,982	66788	National Security Ins Co	185,015	10,448
68543	Liberty Bankers Life Ins Co	2,764,677	348,537	86126	Members Life Ins Co	374,562	52,005	87963	National Teachers Assoc Life Ins Co	692,364	54,858
65331	Liberty Natl Life Ins Co	9,253,584	697,827	65978	Metropolitan Life Ins Co	339,041,078	9,786,807	66850	National Western Life Ins Co	8,214,964	810,035

ADMITTED COMPANIES CY 2024 - LIFE (\$000)

NAIC #	Company Name	Assets	Surplus	NAIC #	Company Name	Assets	Surplus	NAIC #	Company Name	Assets	Surplus
92657	Nationwide Life & Ann Ins Co	65,856,158	3,497,220	71099	Parker Centennial Assur Co	109,258	49,734	68462	Reserve Natl Ins Co	155,229	66,400
66869	Nationwide Life Ins Co	190,140,907	12,541,442	74900	PartnerRe Life Reins Co of Amer	498,767	92,863	61506	Resource Life Ins Co	6,259	6,202
98205	Natl Foundation Life Ins Co	120,192	86,753	67598	Paul Revere Life Ins Co	579,301	218,853	93777	Revol One Ins Co	1,076,632	89,987
91626	New England Life Ins Co	8,165,740	205,861	93262	Penn Ins & Ann Co	14,686,267	964,625	89004	RGA Life & Ann Ins Co	9,992,724	3,252,669
91596	New York Life Ins & Ann Corp	204,816,150	8,416,746	67644	Penn Mut Life Ins Co	34,026,815	3,891,915	93572	RGA Reins Co	54,765,886	2,306,812
66915	New York Life Ins Co	244,900,595	26,427,441	67784	Philadelphia Amer Life Ins Co	459,640	109,335	65005	RiverSource Life Ins Co	113,683,456	2,665,891
66974	North Amer Co Life & Hlth Ins	44,436,748	2,470,207	72125	Physicians Life Ins Co	1,744,901	206,947	60183	S USA Life Ins Co Inc	9,870,443	1,193,138
69000	Northwestern Long Term Care Ins Co	401,070	282,552	80578	Physicians Mut Ins Co	2,909,622	1,275,734	60176	SBLI USA Life Ins Co Inc	3,476,320	200,195
67091	Northwestern Mut Life Ins Co	378,324,092	31,774,202	67873	Pioneer Amer Ins Co	155,700	42,887	64688	SCOR Global Life Amer Reins Co	910,326	242,462
81353	NYLife Ins Co of AZ	489,531	355,010	97152	Plateau Ins Co	34,665	22,504	87017	Scor Global Life Re Ins Co of DE	322,853	117,474
67148	Occidental Life Ins Co of NC	355,061	67,791	65919	Primerica Life Ins Co	2,428,202	763,694	93742	Securian Life Ins Co	3,473,221	546,243
68446	Oceanview Life & Annuity Co	11,322,191	658,905	61271	Principal Life Ins Co	239,799,143	4,695,535	68675	Security Benefit Life Ins Co	56,981,872	6,166,242
67180	Ohio State Life Ins Co	530,953	92,293	71161	Principal Natl Life Ins Co	1,484,727	78,096	68713	Security Life of Denver Ins Co	34,438,768	1,293,551
67261	Old Republic Life Ins Co	93,486	48,354	68136	Protective Life Ins Co	88,574,263	5,398,710	68772	Security Mut Life Ins Co of NY	3,238,553	180,922
76007	Old United Life Ins Co	158,968	113,792	68195	Provident Life & Accident Ins Co	6,066,876	741,466	69485	Security Natl Life Ins Co	818,515	87,559
13100	Omaha Ins Co	105,580	46,626	68209	Provident Life & Cas Ins Co	908,619	185,473	78662	Senior Life Ins Co	118,937	9,443
69647	Optum Ins of OH Inc	617,850	50,885	79227	Pruco Life Ins Co	189,616,096	5,729,592	68810	Sentry Life Ins Co	10,323,727	412,492
76112	Oxford Life Ins Co	3,161,763	231,739	68241	Prudential Ins Co of Amer	315,409,418	15,790,298	89958	Shelterpoint Ins Co	18,760	12,354
64343	Pacific Guardian Life Ins Co Ltd	1,688,564	80,552	71390	Puritan Life Ins Co of Amer	523,644	92,994	68845	Shenandoah Life Ins Co	1,959,210	100,386
97268	Pacific Life & Ann Co	11,345,364	600,418	68357	Reliable Life Ins Co	49,023	27,786	62952	SILAC Ins Co	9,962,218	535,406
67466	Pacific Life Ins Co	209,212,833	12,149,297	68381	Reliance Standard Life Ins Co	27,192,010	2,813,087	57142	Sons of Norway	203,957	8,233
93459	Pan Amer Assur Co	23,268	21,112	67105	Reliastar Life Ins Co	12,617,667	1,098,294	69019	Standard Ins Co	41,322,097	1,849,410
67539	Pan Amer Life Ins Co	3,976,078	399,112	61360	Reliastar Life Ins Co of NY	1,969,487	426,662	86355	Standard Life & Accident Ins Co	84,113	47,253
60003	Park Avenue Life Ins Co	183,227	62,159	61700	Renaissance Life & Hlth Ins Co of Am	98,356	52,112	71706	Standard Life & Cas Ins Co	51,290	12,850

ADMITTED COMPANIES CY 2024 - LIFE (\$000)

NAIC #	Company Name	Assets	Surplus	NAIC #	Company Name	Assets	Surplus	NAIC #	Company Name	Assets	Surplus
69078	Standard Security Life Ins Co of NY	193,188	89,947	92908	Tier One Ins Co	98,790	51,059	80802	US Br Sun Life Assur Co of Canada	19,031,405	816,022
68985	Starmount Life Ins Co	151,770	64,896	69566	Trans World Assur Co	344,052	88,244	80659	US Business of Canada Life Assur Co	5,369,743	258,756
94498	State Farm Hlth Ins Co	8,602	8,571	70688	Transamerica Financial Life Ins Co	28,433,410	831,344	84530	US Financial Life Ins Co	198,451	92,974
69108	State Farm Life Ins Co	94,233,960	18,725,867	86231	Transamerica Life Ins Co	179,107,004	5,925,475	69663	USAA Life Ins Co	31,727,506	2,903,347
69116	State Life Ins Co	11,948,904	623,806	82252	TruSpire Retirement Ins Co	55,667	14,712	94358	USABLE Life	539,396	244,472
69132	State Mut Ins Company	226,319	30,158	56030	Trusted Fraternal Life	1,905,499	161,518	68632	Vantis Life Ins Co	420,353	75,833
89427	Stellar Natl Life Ins Co	27,747	4,896	61425	Trustmark Ins Co	2,130,804	397,431	70238	Variable Ann Life Ins Co	85,037,393	1,967,472
89184	Sterling Investors Life Ins Co	108,939	13,956	62863	Trustmark Life Ins Co	228,921	149,415	80942	Venerable Ins & Ann Co	24,594,759	1,496,517
77399	Sterling Life Ins Co	29,369	14,504	11121	Unified Life Ins Co	190,992	23,333	86509	Voya Retirement Ins & Ann Co	128,428,908	2,033,273
80926	Sun Life & Hlth Ins Co	1,126,600	176,295	91529	Unimerica Ins Co	440,302	81,944	70319	Washington Natl Ins Co	5,989,630	275,643
69310	Surety Life Ins Co	33,138	27,988	62596	Union Fidelity Life Ins Co	18,784,942	1,273,829	70335	West Coast Life Ins Co	4,024,998	337,762
82627	Swiss Re Life & Hlth Amer Inc	13,059,130	1,706,368	69744	Union Labor Life Ins Co	5,424,996	234,012	92622	Western Southern Life Assur Co	35,071,019	2,025,299
68608	Symetra Life Ins Co	57,236,487	2,382,944	70408	Union Security Ins Co	2,730,864	128,220	85189	Western United Life Ins Co	1,908,497	130,329
93505	Talcott Resolution Intl Life Reassur	13,181	13,129	92916	United Amer Ins Company	787,209	176,863	62413	Wilcac Life Ins Co	4,985,100	260,152
71153	Talcott Resolution Life & Ann Ins Co	29,633,536	626,632	87645	United Fidelity Life Ins Co	1,115,271	899,757	66230	William Penn Life Ins Co of NY	1,600,599	187,129
88072	Talcott Resolution Life Ins Co	84,413,650	1,739,868	63983	United Heritage Life Ins Co	736,832	82,239	66133	Wilton Reassur Co	24,402,240	964,641
69345	Teachers Ins & Ann Assoc of Amer	349,970,963	41,052,886	69868	United of Omaha Life Ins Co	40,051,150	2,653,144	60704	Wilton Reassur Life Co of NY	6,835,246	305,435
69396	Texas Life Ins Co	2,073,013	233,086	42129	United Security Assur Co of PA	77,863	11,596	57320	Woodmen World Life Ins SOC	11,300,236	1,789,553
76236	The Cincinnati Life Ins Co	5,281,772	508,134	70106	United States Life Ins Co in the Cit	33,160,252	2,166,753	80055	Wysh Life & Hlth Ins Co	33,985	25,095
70435	The Savings Bank Mut Life Ins Co of	3,431,631	217,500	72850	United World Life Ins Co	136,629	60,695	90557	Zurich Amer Life Ins Co	17,780,600	151,604
56014	Thrivent Financial For Lutherans	117,953,919	14,528,108	79413	UnitedHealthcare Ins Co	21,621,021	7,178,658				
60142	TIAA Cref Life Ins Co	18,838,163	824,578	67601	Unum Ins Co	165,605	74,455				
				62235	Unum Life Ins Co of Amer	24,192,101	1,493,561				
									Total Companies: 352	8,974,462,474	557,216,387

LIFE MARKET SHARE CY 2024 (\$000)

Individual (previously titled: Ordinary)		
Company Name	% of Market	Direct Prems Written
Axcelus Financial Life Ins Co	39.24%	365,053
Pruco Life Ins Co	28.38%	263,950
Pacific Life Ins Co	9.19%	85,468
New York Life Ins Co	3.55%	32,999
State Farm Life Ins Co	2.01%	18,720
Zurich Amer Life Ins Co	1.19%	11,025
Lincoln Natl Life Ins Co	1.14%	10,559
Northwestern Mut Life Ins Co	0.98%	9,144
New York Life Ins & Ann Corp	0.86%	7,958
John Hancock Life Ins Co USA	0.82%	7,619
Life Ins Co of The Southwest	0.58%	5,440
USAA Life Ins Co	0.58%	5,371
Transamerica Life Ins Co	0.50%	4,633
American Income Life Ins Co	0.50%	4,625
Ameritas Life Ins Corp	0.43%	3,993
American Gen Life Ins Co	0.39%	3,628
Primerica Life Ins Co	0.37%	3,441
Penn Ins & Ann Co	0.36%	3,336
Minnesota Life Ins Co	0.34%	3,207
Penn Mut Life Ins Co	0.34%	3,120

Group		
Company Name	% of Market	Direct Prems Written
Metropolitan Life Ins Co	20.39%	12,954
Hartford Life & Accident Ins Co	15.49%	9,839
Prudential Ins Co of Amer	10.90%	6,920
Unum Life Ins Co of Amer	10.57%	6,711
Securian Life Ins Co	7.08%	4,496
New York Life Ins Co	5.82%	3,696
Life Ins Co of N Amer	5.41%	3,434
Lincoln Natl Life Ins Co	4.51%	2,864
Standard Ins Co	3.93%	2,496
Principal Life Ins Co	2.40%	1,522
Reliastar Life Ins Co	1.96%	1,244
US Br Sun Life Assur Co of Canada	1.45%	923
Reliance Standard Life Ins Co	1.11%	703
5 Star Life Ins Co	1.02%	646
Symetra Life Ins Co	0.91%	576
Transamerica Life Ins Co	0.78%	497
USAble Life	0.76%	484
AAA Life Ins Co	0.65%	411
Guardian Life Ins Co of Amer	0.64%	408
Globe Life & Accident Ins Co	0.48%	306

Industrial		
Company Name	% of Market	Direct Prems Written*
Security Natl Life Ins Co	62.42%	0.392
Reliable Life Ins Co	22.93%	0.144
Mid West Natl Life Ins Co of TN	11.47%	0.072
Liberty Natl Life Ins Co	1.59%	0.01
Jackson Natl Life Ins Co	1.43%	0.009
Boston Mut Life Ins Co	0.16%	0.001

Credit		
Company Name	% of Market	Direct Prems Written*
Minnesota Life Ins Co	48.59%	8
Life of The South Ins Co	48.34%	8
CMFG Life Ins Co	15.84%	3
Transamerica Life Ins Co	5.18%	1
Central States H & L Co of Omaha	1.22%	0
American Natl Ins Co	-5.13%	-1
American Republic Ins Co	-14.04%	-2

Total		
Company Name	% of Market	Direct Prems Written
Axcelus Financial Life Ins Co	36.73%	365,053
Pruco Life Ins Co	26.56%	263,950
Pacific Life Ins Co	8.60%	85,468
New York Life Ins Co	3.69%	36,695
State Farm Life Ins Co	1.90%	18,838
Metropolitan Life Ins Co	1.39%	13,834
Lincoln Natl Life Ins Co	1.35%	13,423
Zurich Amer Life Ins Co	1.11%	11,025
Hartford Life & Accident Ins Co	0.99%	9,840
Northwestern Mut Life Ins Co	0.92%	9,166
New York Life Ins & Ann Corp	0.80%	7,958
John Hancock Life Ins Co USA	0.77%	7,620
Prudential Ins Co of Amer	0.76%	7,503
Unum Life Ins Co of Amer	0.68%	6,713
Life Ins Co of The Southwest	0.55%	5,440
USAA Life Ins Co	0.54%	5,371
Transamerica Life Ins Co	0.52%	5,130
American Income Life Ins Co	0.47%	4,626
Securian Life Ins Co	0.45%	4,501
Ameritas Life Ins Corp	0.40%	3,993

*Premiums under \$500 are rounded to zero.

LIFE ANNUITY MARKET SHARE CY 2024 (\$000)

Individual (previously titled: Ordinary)		
Company Name	% of Market	Direct Prens Written
New York Life Ins & Ann Corp	18.01%	89,941
Athene Ann & Life Co	10.10%	50,416
Massachusetts Mut Life Ins Co	5.79%	28,919
Allianz Life Ins Co of N Amer	5.49%	27,385
Lincoln Natl Life Ins Co	5.01%	25,035
Jackson Natl Life Ins Co	3.53%	17,645
Midland Natl Life Ins Co	2.98%	14,888
Western Southern Life Assur Co	2.95%	14,747
American Gen Life Ins Co	2.34%	11,691
North Amer Co Life & Hlth Ins	2.27%	11,339
Guardian Ins & Ann Co Inc	2.22%	11,075
USAA Life Ins Co	2.15%	10,740
Fidelity & Guar Life Ins Co	2.15%	10,716
Members Life Ins Co	2.13%	10,644
Security Benefit Life Ins Co	2.12%	10,561
Forethought Life Ins Co	2.03%	10,142
Equitable Financial Life Ins Co of A	1.79%	8,934
Oceanview Life & Annuity Co	1.54%	7,669
Nationwide Life Ins Co	1.49%	7,428
New York Life Ins Co	1.43%	7,158

Group		
Company Name	% of Market	Direct Prens Written
Voya Retirement Ins & Ann Co	19.23%	29,026
Axcelus Financial Life Ins Co	12.39%	18,704
Teachers Ins & Ann Assoc of Amer	12.17%	18,373
American Natl Ins Co	10.17%	15,353
Prudential Ins Co of Amer	9.64%	14,557
Massachusetts Mut Life Ins Co	7.90%	11,919
Lincoln Natl Life Ins Co	5.91%	8,925
Ameritas Life Ins Corp	4.25%	6,414
Equitable Financial Life Ins Co	3.22%	4,864
Sentry Life Ins Co	3.11%	4,702
American United Life Ins Co	2.83%	4,270
Variable Ann Life Ins Co	2.64%	3,985
American Gen Life Ins Co	1.20%	1,804
Nationwide Life Ins Co	0.74%	1,123
Empower Ann Ins Co of Amer	0.67%	1,007
Metropolitan Life Ins Co	0.57%	858
RGA Reins Co	0.55%	835
Metropolitan Tower Life Ins Co	0.47%	713
American Fidelity Assur Co	0.42%	638
Nationwide Life & Ann Ins Co	0.32%	479

Total		
Company Name	% of Market	Direct Prens Written
New York Life Ins & Ann Corp	13.83%	89,941
Athene Ann & Life Co	7.76%	50,486
Massachusetts Mutual Life Ins Co	6.28%	40,838
Lincoln Natl Life Ins Co	5.22%	33,960
Voya Retirement Ins & Ann Co	4.46%	29,029
Allianz Life Ins Co of N Amer	4.21%	27,385
Axcelus Financial Life Ins Co	3.43%	22,329
Teachers Ins & Ann Assoc of Amer	3.25%	21,162
American Natl Ins Co	2.74%	17,791
Jackson Natl Life Ins Co	2.71%	17,645
Midland Natl Life Ins Co	2.32%	15,056
Western Southern Life Assur Co	2.28%	14,805
Prudential Ins Co of Amer	2.24%	14,557
American Gen Life Ins Co	2.08%	13,495
North Amer Co Life & Hlth Ins	1.74%	11,339
Fidelity & Guar Life Ins Co	1.72%	11,187
Guardian Ins & Ann Co Inc	1.70%	11,075
USAA Life Ins Co	1.65%	10,740
Members Life Ins Co	1.64%	10,644
Security Benefit Life Ins Co	1.63%	10,582

LIFE ANNUITY TOTAL BUSINESS CY 2024 (\$000)

Company Name	Dom	Issued During Current Year	Ceased In Force During Current Year	In Force End of Year	Life Insurance Premiums	Annuity Considerations	Claims and Benefits Paid	Dividends
4 Ever Life Ins Co	IL	0	-25	111	1	0	10	0
5 Star Life Ins Co	NE	77,508	-47,224	359,389	674	0	320	0
AAA Life Ins Co	MI	16,562	-4,775	143,052	843	0	390	0
Ability Ins Co	NE	0	0	0	0	0	0	0
Accordia Life & Ann Co	IA	0	-40,878	82,536	313	0	53	8
Aetna Life Ins Co	CT	0	-1,343	4,557	87	-39	523	30
Allianz Life Ins Co of N Amer	MN	44,278	-19,581	266,855	2,319	27,385	1,627	0
Amalgamated Life Ins Co	NY	0	5,014	45,793	0	0	0	0
American Amicable Life Ins Co of TX	TX	8,497	-6,873	25,684	373	15	35	5
American Bankers Life Assur Co of FL	FL	0	-2	0	0	0	0	0
American Benefit Life Ins Co	OK	0	1	6	0	0	0	0
American Equity Invest Life Ins Co	IA	1,468	13,702	15,847	0	1,378	1,358	0
American Family Life Assur Co of Col	NE	9,953	-17,102	58,821	329	0	102	0
American Family Life Ins Co	WI	10	-2,277	26,307	116	0	0	8
American Fidelity Assur Co	OK	17,641	-16,013	143,508	940	3,015	406	2
American Fidelity Life Ins Co	FL	10,950	22	20,638	92	2	5	0
American Gen Life Ins Co	TX	78,570	-61,959	1,909,547	3,632	13,495	5,173	-10
American Heritage Life Ins Co	FL	2,105	-3,598	25,120	276	0	261	0
American Hlth & Life Ins Co	TX	0	-128	1,114	21	0	50	0
American Income Life Ins Co	IN	47,672	-39,987	189,444	4,626	0	637	0
American Maturity Life Ins Co	CT	0	19	116	0	0	0	0
American Memorial Life Ins Co	IA	48	-385	1,804	79	1	153	0
American Natl Ins Co	TX	2,578	-19,435	130,734	657	17,791	207	1
American Natl Life Ins Co of TX	TX	0	-50	255	4	0	0	0
American Public Life Ins Co	OK	20	20	40	0	0	0	0
American Republic Ins Co	IA	0	-1,869	2,516	0	0	0	1
American United Life Ins Co	IN	15,281	-3,836	109,119	1,402	4,334	441	92
Americo Fin Life & Ann Ins Co	TX	26,440	-13,643	61,100	923	1,713	340	0
Ameritas Life Ins Corp	NE	73,984	-15,986	425,760	3,993	8,878	86	21
Amica Life Ins Co	RI	16,300	-2,906	37,265	93	15	0	0
Annuity Investors Life Ins Co	OH	0	-20	993	0	4	0	0
Anthem Life Ins Co	IN	0	53	1,891	3	0	0	0
Aspida Life Ins Co	MI	235	78	1,880	0	235	0	0

LIFE ANNUITY TOTAL BUSINESS CY 2024 (\$000)

Company Name	Dom	Issued During Current Year	Ceased In Force During Current Year	In Force End of Year	Life Insurance Premiums	Annuity Considerations	Claims and Benefits Paid	Dividends
Assurity Life Ins Co	NE	4,191	-5,244	13,598	78	0	21	8
Athene Ann & Life Assur Co of NY	NY	0	-25	133	10	0	242	0
Athene Ann & Life Co	IA	28,409	-108,139	75,865	110	50,486	3,262	19
Augustar Life Assur Corp	OH	3,250	-10,045	92,897	275	0	110	0
Augustar Life Ins Co	OH	971	4,904	20,694	255	909	119	70
Aurora Natl Life Assur Co	MO	0	2	504	6	0	0	0
Axcelus Financial Life Ins Co	PA	1,255,088	22,988	10,470,834	365,053	22,329	264,744	0
Baltimore Life Ins Co	MD	403	-523	964	36	0	1	0
Bankers Fidelity Life Ins Co	GA	0	0	425	17	0	0	0
Bankers Life & Cas Co	IL	148	674	7,335	72	1,353	76	3
Banner Life Ins Co	MD	295	-34	1,822	2,047	172	260	0
Beneficial Life Ins Co	UT	0	-1,606	15,057	49	0	107	5
Berkley Life & Hlth Ins Co	IA	0	-1	9	1	0	0	0
Berkshire Hathaway Life Ins Co NE	NE	0	13	642	0	0	0	0
Berkshire Life Ins Co of Amer	MA	0	0	400	0	0	0	0
Bestow Life Ins Co	IA	3,000	-500	4,800	6	0	0	0
Boston Mut Life Ins Co	MA	0	-73	1,778	25	0	0	3
Brighthouse Life Ins Co	DE	18,660	-37,503	591,786	1,557	1,854	4,918	31
CICA Life Ins Co of Amer	CO	0	0	108	4	0	0	0
CL Life & Ann Ins Co	UT	314	6	320	0	314	0	0
CM Life Ins Co	CT	0	-2,217	48,309	63	6	0	0
CMFG Life Ins Co	IA	32,803	-26,527	94,441	1,632	726	2,830	34
Capitol Life Ins Co	TX	124	14	454	0	121	0	0
Central Security Life Ins Co	TX	0	0	76	1	0	1	0
Central States H & L Co of Omaha	NE	148	-1,226	1,234	2	0	1	0
Chesapeake Life Ins Co	OK	1,370	-200	2,207	37	0	35	0
Church Life Ins Corp	NY	384	-909	2,884	46	0	137	0
Clear Spring Life & Ann Co	DE	0	-365	2,296	0	0	30	0
Colonial Life & Accident Ins Co	SC	41,679	-51,822	131,238	988	0	129	0
Colonial Penn Life Ins Co	PA	9	231	3,731	362	0	100	0
Columbian Mut Life Ins Co	NY	0	-5	130	2	0	0	0
Columbus Life Ins Co	OH	2,300	-2,231	18,864	276	0	0	1
Combined Ins Co of Amer	IL	2,198	-2,932	5,993	85	0	23	0

LIFE ANNUITY TOTAL BUSINESS CY 2024 (\$000)

Company Name	Dom	Issued During Current Year	Ceased In Force During Current Year	In Force End of Year	Life Insurance Premiums	Annuity Considerations	Claims and Benefits Paid	Dividends
Commercial Travelers Life Ins Co	NY	0	0	3	1	0	0	0
Commonwealth Ann & Life Ins Co	MA	0	18	843	2	4	1	4
Connecticut Gen Life Ins Co	CT	0	462	9,343	89	0	1,086	1
Continental Amer Ins Co	NE	2,505	12,827	15,990	41	0	0	0
Continental Gen Ins Co	TX	0	27	522	1	0	0	0
Country Investors Life Assur Co	IL	7,528	-584	15,310	53	809	385	0
Country Life Ins Co	IL	77,016	-49,696	728,786	2,808	0	1,463	232
Dearborn Life Ins Co	IL	0	-200	393	7	0	96	0
Delaware Amer Life Ins Co	DE	680	-181	780	1	0	0	0
Delaware Life Ins Co	DE	1,530	-6,140	26,288	9	1,653	599	0
ELCO Mut Life & Ann	IL	0	-11	10	0	0	0	0
EMC Natl Life Co	IA	196	683	15,518	31	0	0	0
Eagle Life Ins Co	IA	2,709	-256	8,609	0	2,848	0	0
Empower Ann Ins Co	CT	0	-7,481	0	0	0	0	0
Empower Ann Ins Co of Amer	CO	6	-7,378	63,736	35	1,158	-5	0
Equitable Financial Life & Ann Co	CO	0	0	111	1	0	0	0
Equitable Financial Life Ins Co	NY	7,201	-11,720	429,841	833	6,500	5,085	146
Equitable Financial Life Ins Co of A	AZ	16,737	-522	73,266	393	8,934	0	0
Equitrust Life Ins Co	AZ	1,283	-1,257	11,662	0	1,805	1,397	0
Everlake Assur Co	IL	0	-28,061	350,163	1,170	0	346	0
Everlake Life Ins Co	IL	1,800	-15,333	146,388	1,063	8	2,785	0
Everly Life Ins Co	WI	0	28	136	1	0	2	0
Family Heritage Life Ins Co of Amer	OH	50	-30	20	1	0	0	0
Family Life Ins Co	TX	0	-8	158	2	0	0	0
Farmers Life Ins Co	TN	535	0	711	0	535	1	0
Farmers New World Life Ins Co	WA	2	21	1,645	460	1	2	0
Federal Life Ins Co	IL	0	1	63	1	0	0	0
Fidelity & Guar Life Ins Co	IA	75,532	-30,883	422,424	2,475	11,187	754	0
Fidelity Investments Life Ins Co	UT	8,500	9,452	102,349	23	2,536	424	0
Fidelity Life Assn A Legal Reserve L	IL	14,151	-11,367	86,362	341	0	118	1
Fidelity Security Life Ins Co	MO	2,150	-1,460	67,929	90	0	4	0
First Allmerica Fin Life Ins Co	MA	0	-9	704	7	0	38	5
First Cath Slovak Ladies Assn USA	OH	0	0	450	3	121	0	0

LIFE ANNUITY TOTAL BUSINESS CY 2024 (\$000)

Company Name	Dom	Issued During Current Year	Ceased In Force During Current Year	In Force End of Year	Life Insurance Premiums	Annuity Considerations	Claims and Benefits Paid	Dividends
First Penn Pacific Life Ins Co	IN	0	-2,598	15,267	51	4	30	0
Forethought Life Ins Co	IN	1,163	4,960	47,919	1,073	10,142	536	0
Fortitude Life Ins & Ann Co	AZ	0	-2,780	25,612	0	3	22	0
Funeral Directors Life Ins Co	TX	13	-37	643	2	10	43	0
GBU Financial Life	PA	0	17	18	1	25	0	0
Gainbridge Life Ins Co	DE	35	0	35	0	35	0	0
Garden State Life Ins Co	TX	0	-160	1,385	25	0	0	0
Genworth Life & Ann Ins Co	VA	0	-32,302	339,667	857	0	6,702	0
Genworth Life Ins Co	DE	0	-7,187	117,858	282	0	1,783	0
Gerber Life Ins Co	NY	3,999	-3,032	105,533	787	0	223	0
Globe Life & Accident Ins Co	NE	18,172	-21,951	117,479	1,084	0	372	0
Government Personnel Mut Life Ins Co	TX	0	-129	3,856	51	0	100	5
Great Southern Life Ins Co	TX	0	-882	6,041	24	0	13	0
Guarantee Trust Life Ins Co	NE	113	49	850	16	0	0	0
Guardian Ins & Ann Co Inc	DE	31,654	-963	113,750	129	11,075	839	0
Guardian Life Ins Co of Amer	NY	9,286	-27,991	351,463	2,465	0	68	443
HCC Life Ins Co	IN	0	-182	167	2	0	0	0
Hartford Life & Accident Ins Co	CT	39,672	284,519	5,552,711	9,840	0	4,166	0
Heartland Natl Life Ins Co	IN	283	4	289	0	283	0	0
Homesteaders Life Co	IA	1,195	-594	5,796	1,164	7	623	0
Horace Mann Life Ins Co	IL	3,206	-9,775	92,924	284	692	192	0
IA Amer Life Ins Co	TX	5,876	-5,366	15,781	225	117	5	0
Ibexis Life & Ann Ins Co	MO	1,311	0	3,018	17	1,311	0	0
Idealife Ins Co	CT	0	-35	488	2	0	0	0
Independent Order of Foresters US BR	TX	6,841	-6,702	54,286	797	0	167	16
Individual Assur Co Life Hlth & Acc	OK	0	0	0	1	0	0	0
Industrial Alliance Ins & Fin Serv I	TX	0	0	235	5	0	0	0
Integrity Life Ins Co	OH	389	-230	2,602	0	397	425	0
Investors Heritage Life Ins Co	KY	323	421	1,490	0	323	9	0
Investors Life Ins Co N Amer	TX	0	76	489	4	0	0	0
Jackson Natl Life Ins Co	MI	16,189	-8,496	371,945	513	17,645	6,060	3
Jefferson Natl Life Ins Co	TX	0	1,577	18,329	100	695	47	88
John Alden Life Ins Co	AZ	0	-39	208	3	0	0	0

LIFE ANNUITY TOTAL BUSINESS CY 2024 (\$000)

Company Name	Dom	Issued During Current Year	Ceased In Force During Current Year	In Force End of Year	Life Insurance Premiums	Annuity Considerations	Claims and Benefits Paid	Dividends
John Hancock Life & Hlth Ins Co	MA	0	2	121	0	0	0	0
John Hancock Life Ins Co USA	MI	103,831	-64,842	1,327,835	7,620	7	13,882	461
Kansas City Life Ins Co	MO	2,025	-4,199	30,712	223	399	176	6
Knights of Columbus	CT	5,198	-3,920	81,538	466	0	373	48
Lafayette Life Ins Co	OH	20,338	-2,806	60,997	1,732	0	304	39
Liberty Bankers Life Ins Co	OK	564	-55	878	16	0	0	0
Liberty Natl Life Ins Co	NE	2,530	-5,036	144,053	892	0	363	0
Life Ins Co of N Amer	PA	97,259	32,153	1,386,070	3,450	0	3,299	0
Life Ins Co of The Southwest	TX	208,728	-94,756	788,758	5,440	4,941	475	0
Life of The South Ins Co	GA	550	-653	2,761	8	0	0	0
LifeMap Assur Co	AR	0	-280	0	0	0	0	0
LifeSecure Ins Co	MI	0	-7	431	3	0	183	0
Lincoln Benefit Life Co	NE	5	-118,849	703,579	2,283	4	1,365	0
Lincoln Heritage Life Ins Co	IL	71	-508	1,963	177	0	139	0
Lincoln Life & Ann Co of NY	NY	0	-26	2,494	17	47	2	0
Lincoln Natl Life Ins Co	IN	316,847	-134,109	3,007,467	13,423	33,960	8,541	43
Loyal Amer Life Ins Co	OH	0	-14	366	6	0	0	1
Lumico Life Ins Co	MO	655	-3,097	8,807	172	0	22	0
MML Bay State Life Ins Co	CT	0	1,004	2,457	92	0	0	0
Madison Natl Life Ins Co Inc	WI	1,395	-43	1,902	11	7	0	0
Manhattan Life Ins Co	NY	132	-91	187	3	129	0	0
Manhattan Natl Life Ins Co	OH	0	-650	776	7	0	0	0
ManhattanLife Ins & Ann Co	TX	0	0	1	1	0	0	0
MassMutual Ascend Life Ins Co	OH	3,571	-602	20,672	6	6,181	1,179	0
Massachusetts Mut Life Ins Co	MA	80,010	-66,986	590,464	2,817	40,838	661	1,207
Medico Ins Co	IA	0	-18	10	0	0	0	0
Members Life Ins Co	IA	3,723	-2,282	2,842	87	10,644	948	0
Metropolitan Life Ins Co	NY	495,196	673,092	10,286,080	13,834	898	34,507	352
Metropolitan Tower Life Ins Co	NE	4,346	19,476	41,136	156	713	1,195	35
Mid West Natl Life Ins Co of TN	TX	0	127	188	5	0	2	0
Midland Natl Life Ins Co	IA	49,947	-20,399	449,650	3,065	15,056	1,838	11
Midwestern United Life Ins Co	IN	0	0	148	0	0	0	0
Minnesota Life Ins Co	MN	31,592	-3,245	560,130	3,470	1,644	929	44

LIFE ANNUITY TOTAL BUSINESS CY 2024 (\$000)

Company Name	Dom	Issued During Current Year	Ceased In Force During Current Year	In Force End of Year	Life Insurance Premiums	Annuity Considerations	Claims and Benefits Paid	Dividends
Modern Woodmen of Amer	IL	0	-442	18,306	64	20	30	9
Mony Life Ins Co	NY	0	-6,326	92,221	836	0	1,210	465
Mutual of Amer Life Ins Co	NY	325	459	2,631	7	194	0	0
NYLife Ins Co of AZ	AZ	319,542	-18,669	550,488	1,016	0	100	0
Nassau Life & Ann Co	CT	6,946	-2,340	21,682	2	6,823	3	0
Nassau Life Ins Co	NY	0	-890	10,137	280	0	79	58
Nassau Life Ins Co of KS	KS	0	2	758	3	0	0	0
National Benefit Life Ins Co	NY	283	29	3,481	9	0	0	0
National Farmers Union Life Ins Co	TX	0	-31	740	3	0	0	0
National Guardian Life Ins Co	WI	28	-301	1,351	35	0	26	0
National Hlth Ins Co	TX	2,075	-1,470	4,445	82	0	0	0
National Life Ins Co	VT	3,992	1,670	27,682	103	0	3	11
National Western Life Ins Co	AZ	0	-272	9,297	20	0	11	0
Nationwide Life & Ann Ins Co	OH	43,464	-28,670	272,505	2,912	6,775	457	0
Nationwide Life Ins Co	OH	8,056	61,975	191,647	196	8,551	2,201	15
Natl Foundation Life Ins Co	TX	0	-74	32	1	0	0	0
New England Life Ins Co	MA	0	101	6,922	29	0	0	0
New York Life Ins & Ann Corp	DE	129,795	-54,550	1,405,443	7,958	89,941	17,597	0
New York Life Ins Co	NY	96,012	-554,904	6,035,121	36,695	7,280	18,735	16,382
North Amer Co Life & Hlth Ins	IA	27,438	-14,691	263,455	821	11,339	12	0
Northwestern Mut Life Ins Co	WI	196,287	-47,044	1,620,918	9,166	923	4,418	4,231
Occidental Life Ins Co of NC	TX	1,226	-668	4,373	66	19	20	0
Oceanview Life & Annuity Co	AL	7,897	-2,796	29,893	0	7,669	413	0
Ohio State Life Ins Co	TX	0	1	2,645	18	0	0	0
Old Republic Life Ins Co	IL	0	-1,891	694	5	0	0	0
Oxford Life Ins Co	AZ	0	-15	2,891	17	665	128	0
Pacific Guardian Life Ins Co Ltd	HI	46	39	1,368	22	45	0	0
Pacific Life & Ann Co	AZ	0	0	0	0	2	223	0
Pacific Life Ins Co	NE	388,166	37,435	2,344,253	85,468	3,139	2,826	3
Pan Amer Assur Co	LA	0	0	50	0	0	0	0
Pan Amer Life Ins Co	LA	17	-2,279	7,409	84	0	0	10
Parker Centennial Assur Co	WI	0	-10	128	0	0	0	0
Paul Revere Life Ins Co	MA	0	0	67	0	0	0	0

LIFE ANNUITY TOTAL BUSINESS CY 2024 (\$000)

Company Name	Dom	Issued During Current Year	Ceased In Force During Current Year	In Force End of Year	Life Insurance Premiums	Annuity Considerations	Claims and Benefits Paid	Dividends
Penn Ins & Ann Co	DE	4,176	-10,197	24,877	3,336	0	102	0
Penn Mut Life Ins Co	PA	31,950	-11,646	276,530	3,120	709	1,091	209
Physicians Life Ins Co	NE	11	-119	5,729	310	0	175	0
Pioneer Amer Ins Co	TX	46	-246	2,412	38	18	0	0
Primerica Life Ins Co	TN	58,097	-103,689	879,497	3,441	0	3,123	0
Principal Life Ins Co	IA	23,808	18,014	564,708	2,352	676	1,603	29
Principal Natl Life Ins Co	IA	53,525	-1,458	402,215	3,069	0	0	0
Protective Life Ins Co	NE	127,915	-67,046	1,370,332	3,018	2,903	6,078	0
Provident Life & Accident Ins Co	TN	1,142	-1,378	7,107	131	0	15	0
Pruco Life Ins Co	AZ	254,443	-182,344	3,378,224	263,950	4,171	6,940	0
Prudential Ins Co of Amer	NJ	123,149	-168,569	5,036,759	7,503	14,557	35,000	1,141
Puritan Life Ins Co of Amer	AZ	0	-50	52	1	0	2	0
RGA Reins Co	MO	0	0	0	0	835	0	0
Reliable Life Ins Co	MO	0	-11	275	1	0	0	0
Reliance Standard Life Ins Co	IL	3,055	26,480	290,427	703	2,997	1,116	0
Reliastar Life Ins Co	MN	405	-40,965	579,039	2,295	-478	4,791	21
Reliastar Life Ins Co of NY	NY	0	19,534	24,554	5	0	0	0
Revol One Ins Co	MI	0	-625	3,500	10	0	0	0
RiverSource Life Ins Co	MN	12,780	2,978	311,700	1,907	5,640	1,878	0
S USA Life Ins Co Inc	AZ	27,227	-4,658	48,799	183	1,910	-115	0
SBLI USA Life Ins Co Inc	NY	0	39	360	2	0	20	1
SILAC Ins Co	IN	2,579	318	11,028	0	2,554	0	0
Securian Life Ins Co	MN	5,382	-9	2,925,783	4,501	251	3,901	0
Security Benefit Life Ins Co	KS	11,498	-6,806	56,313	83	10,582	1,059	1
Security Life of Denver Ins Co	CO	0	-9,131	39,580	320	0	502	0
Security Mut Life Ins Co of NY	NY	0	-370	7,797	93	0	0	5
Security Natl Life Ins Co	UT	40	-2	1,058	36	0	13	0
Senior Life Ins Co	GA	619	-244	972	76	0	0	0
Sentry Life Ins Co	WI	0	4,615	18,278	40	4,717	0	0
Shenandoah Life Ins Co	VA	0	0	797	2	0	0	0
Sons of Norway	MN	554	-5,277	70,363	216	85	1,449	4
Standard Ins Co	OR	376,289	-444,916	1,402,545	2,576	1,566	23,732	78
Standard Life & Accident Ins Co	TX	0	-25	30	1	0	0	0
Standard Life & Cas Ins Co	UT	0	0	39	3	0	0	0

LIFE ANNUITY TOTAL BUSINESS CY 2024 (\$000)

Company Name	Dom	Issued During Current Year	Ceased In Force During Current Year	In Force End of Year	Life Insurance Premiums	Annuity Considerations	Claims and Benefits Paid	Dividends
Standard Security Life Ins Co of NY	NY	0	0	73	0	0	0	0
Starmount Life Ins Co	ME	0	20	20	0	0	0	0
State Farm Life Ins Co	IL	392,209	-273,328	4,232,020	18,838	125	5,484	1,675
State Life Ins Co	IN	1,002	-250	9,017	377	476	198	0
State Mut Ins Company	GA	0	193	226	2	0	0	0
Sterling Investors Life Ins Co	IN	0	0	0	2	0	0	0
Sterling Life Ins Co	IL	0	0	15	0	0	0	0
Sun Life & Hlth Ins Co	MI	0	0	63	3	0	0	0
Surety Life Ins Co	NE	0	-472	3,417	33	0	0	0
Symetra Life Ins Co	IA	33,637	-28,839	374,619	1,121	5,223	816	0
TIAA Cref Life Ins Co	NY	0	-23,885	53,297	107	69	0	0
Talcott Resolution Life & Ann Ins Co	CT	100	-22,264	201,861	657	390	2,146	0
Talcott Resolution Life Ins Co	CT	0	-42,019	670,137	32	508	1,063	0
Teachers Ins & Ann Assoc of Amer	NY	13,825	-5,931	178,924	180	21,162	4,717	2,719
Texas Life Ins Co	TX	14,685	-16,916	113,739	1,235	0	464	0
The Cincinnati Life Ins Co	OH	3,700	-288	40,908	100	0	0	0
The Savings Bank Mut Life Ins Co	MA	11,158	-18,997	257,043	349	0	1	3
Thrivent Financial For Lutherans	WI	16,322	-11,222	511,544	2,667	5,391	5,232	800
Tier One Ins Co	NE	603	-449	577	22	0	0	0
Trans World Assur Co	CA	270	-3,275	21,692	200	1	0	0
Transamerica Financial Life Ins Co	NY	49	0	25,782	28	0	3	0
Transamerica Life Ins Co	IA	65,379	-47,318	1,109,017	5,130	3,241	4,380	24
TruSpire Retirement Ins Co	TX	0	-11	28	2	0	0	0
Trusted Fraternal Life	WI	400	-451	3,622	26	1	360	1
Trustmark Ins Co	IL	697	-1,349	15,303	42	0	0	0
Trustmark Life Ins Co	IL	0	0	28	1	0	0	0
US Br Sun Life Assur Co of Canada	MI	0	-310,423	416,310	1,168	0	4,557	233
US Business of Canada Life Assur Co	MI	0	-3,051	14,419	294	0	1,257	2
US Financial Life Ins Co	AZ	0	-2,550	8,013	44	0	50	0
USAA Life Ins Co	TX	147,502	-128,597	2,512,180	5,371	10,740	4,622	145
USable Life	AR	0	-36,955	101,665	484	0	390	0
Unified Life Ins Co	TX	0	-4	86	1	0	0	0
Union Fidelity Life Ins Co	KS	0	-72	558	12	0	33	0

LIFE ANNUITY TOTAL BUSINESS CY 2024 (\$000)

Company Name	Dom	Issued During Current Year	Ceased In Force During Current Year	In Force End of Year	Life Insurance Premiums	Annuity Considerations	Claims and Benefits Paid	Dividends
Union Labor Life Ins Co	MD	700	-1,101	11,222	108	0	27	0
Union Security Ins Co	IA	0	-759	10,966	50	5	215	4
United Amer Ins Company	NE	0	1	104	2	1	0	0
United Fidelity Life Ins Co	TX	0	28	405	16	0	6	0
United Heritage Life Ins Co	ID	201	-46	2,068	11	0	62	1
United of Omaha Life Ins Co	NE	25,702	25,660	443,548	3,187	240	2,304	0
United Security Assur Co of PA	PA	0	-5	55	0	0	0	0
United States Life Ins Co in the Cit	NY	0	-1,023	2,926	74	0	1,505	0
United World Life Ins Co	NE	0	2	241	2	0	0	0
UnitedHealthcare Ins Co	CT	25,160	-740	25,939	57	0	25	0
Unum Life Ins Co of Amer	ME	229,983	-217,049	3,381,766	6,713	0	4,568	9
Vantis Life Ins Co	DE	0	-1,429	4,216	12	0	15	0
Variable Ann Life Ins Co	TX	4,826	5,641	224,103	0	7,894	0	0
Venerable Ins & Ann Co	IA	0	-3,627	58,384	8	38	1,212	7
Voya Retirement Ins & Ann Co	CT	15,711	2,368	122,212	39	29,029	498	0
Washington Natl Ins Co	IN	19	-239	3,835	24	0	155	1
West Coast Life Ins Co	NE	0	-15,745	122,804	286	0	5	3
Western Southern Life Assur Co	OH	18,209	-5,271	69,179	73	14,805	669	0
Western United Life Ins Co	TX	670	-1,092	1,861	0	821	194	0
Wilcac Life Ins Co	IL	0	-2,199	9,985	98	0	806	16
William Penn Life Ins Co of NY	NY	0	0	4	11	0	0	0
Wilton Reassur Life Co of NY	NY	0	-224	1,710	17	0	0	0
Woodmen World Life Ins Soc	NE	123	-202	12,791	54	130	50	10
Wysh Life & Hlth Ins Co	WI	0	-800	649	1	0	0	0
Zurich Amer Life Ins Co	IL	32,235	-9,903	287,856	11,025	42	0	0
Total Companies: 290		\$7,039,548	-\$3,145,643	\$91,507,493	\$993,748	\$650,225	\$585,766	\$31,855

HEALTH & ACCIDENT INSURERS

Recap 42

Claims Survey 42

Individual 43

Group 44

Admitted Companies 45

Market Share by Category 46-48

Market Share Totals 48

Total Business 49-52

HEALTH & ACCIDENT RECAP CY 2024 (\$000)

Direct Written Premiums

Group	
Property	\$1,135
Life	\$36,714
Health	\$404,737
Subtotal	\$442,585
Credit	
Property	\$1
Life	\$19
Subtotal	\$20
Federal Employees Health Benefits Program*	
Life	\$11,060
Health	\$665,990
Subtotal	\$677,049
Medicare Title XVIII*	
Life	\$14,722
Health	\$40,713
Subtotal	\$55,435
All Other	
Property	\$11,032
Life	\$271,112
Health	\$383,613
Subtotal	\$665,757
Total	\$1,840,846

Note: Health insurance coverage is written by various types of companies. These companies may be structured differently and may have different reporting requirements based on their type. This section on health insurance coverage written in Alaska reports information regardless of the type of insurer except where noted.

*Premium taxes are not charged on federal programs.

The 2023 annual statement data collection was revised, eliminating some data elements that were included in prior reports.

HEALTH INSURANCE CLAIMS SURVEY CY 2024 (\$000)

Total # of Claims Incurred During the Reporting Year	\$1,787,408
1. Of the incurred claims, how many of these were clean claims*?	1,699,620
A. Of the incurred clean claims, how many of these were paid within 30 days of receipt of initial claim?	1,612,242
2. Of the incurred claims, how many of these were not clean claims?	87,788
A. Of the incurred claims that were not clean, how many provided notice within 30 days of receipt of initial claim?	77,831
B. Of the incurred claims that were not clean, how many of these were paid within 15 days after receipt of information requested OR within the 30 after receipt of the initial claim?	32,215
3. Of the incurred claims, how many had interest paid during the reporting year due to late payment of claims?	18,734
A. Of the incurred claims that had interest paid, what is the total dollar amount paid during the reporting year due to late payment of claims?	566,208

*"Clean claim" means a claim that does not have a defect or impropriety, including a lack of any required substantiating documentation, or a particular circumstance requiring special treatment that prevents timely payment of the claim.

AS 21.06.110(10) requires the division to report the number of rate filing comments; the division did not receive any this year. We also do not have changes to the division's efforts to improve or maintain public access to information on individual health insurance rate filings before they become effective.

INDIVIDUAL HEALTH INSURANCE CY 2024

Product	# New Policies Issued	# Policies Terminated	# Policies In Force End of Year	# Individuals Covered End of Year	Member Months	Direct Premium Paid	Direct Losses Paid
Comprehensive Major Medical							
Direct*	7,406	6,042	16,213	25,147	308,764	298,211,183	322,007,149
Short-Term Medical	16	21	21	25	352	35,744	28,316
Accident or AD&D	2,939	3,434	16,283	87,527	378,971	5,405,501	1,457,608
Dental	3,416	3,188	6,605	10,445	128,693	6,227,899	3,954,474
Disability Income	1,294	1,422	7,412	7,360	87,601	11,796,686	6,089,959
Fixed Indemnity	1,070	1,291	4,800	7,360	86,386	2,999,258	919,443
Long Term Care	36	179	4,238	4,741	53,900	11,032,106	9,651,416
Medicare Supplement	1,440	877	11,348	11,413	131,088	25,478,839	21,060,808
Specified Disease	1,398	1,965	9,177	17,742	209,344	5,221,152	1,677,142
Vision	431	366	1,550	2,654	24,736	489,668	218,710
Other**	776	-172	816	1,063	13,038	519,854	242,448
Total***	20,222	18,613	78,463	175,477	1,422,939	\$367,417,890	\$367,307,473

*Losses are prior to the Alaska Reinsurance Program.

**Other includes - Travel, Critical Illness, HIB.

***Totals must balance to the NAIC Annual Statement Alaska State Page, as described in the instructions for this Health Insurance Survey.

GROUP HEALTH INSURANCE CY 2024

Product	# New Policies Issued	# Policies Terminated	# Policies In Force End of Year	# Individuals Covered End of Year	Member Months	Direct Premium Paid	Direct Losses Paid
Comprehensive Major Medical							
Single Employer (1-50 employees)	110	170	1,155	11,661	141,509	141,678,286	125,471,020
Single Employer (51+ employees)	61	1,818	1,706	41,647	364,781	284,015,859	228,449,858
Multiple Employer Assoc or Trust	0	0	8	1,988	23,255	14,474,959	14,319,801
Other Group	0	0	6	350	3,819	2,056,492	1,392,254
Accident or AD&D	2,089	643	9,167	525,308	6,137,232	15,651,439	4,494,343
Dental	252	100	4,380	89,311	1,060,057	44,415,209	38,122,780
Disability Income	317	213	2,717	155,883	1,878,014	52,789,070	31,141,264
Fixed Indemnity	694	144	1,444	4,208	44,332	1,451,726	720,866
Long Term Care	1	21	788	1,717	20,619	2,125,673	1,713,845
Medicare Supplement	1,463	900	10,759	10,844	130,974	31,556,546	24,213,934
Specified Disease	451	460	1,777	38,770	463,517	6,766,364	1,504,749
Vision	504	59	1,821	236,785	760,068	7,133,538	4,588,093
Other*	325	268	1,184	2,085	23,386	1,966,469	1,410,377
Total**	6,267	4,796	36,912	1,120,557	11,051,563	606,081,630	477,543,184
Other Business							
Stop Loss	128	554	1,722	233,561	1,492,587	\$119,648,529	\$114,235,818
Administrative Services Only	42	1	792	85,814	995,347		
Administrative Service Contracts	81	192	217	206,301	2,479,081		

*Other includes - Student Health, Travel, Hospital Surgical Expense, Limited Benefit, etc.

**Totals must balance to the NAIC Annual Statement Alaska State Page, as described in the instructions for this Health Insurance Survey.

ADMITTED COMPANIES CY 2024 - HEALTH (\$000)

NAIC #	Company Name	Assets	Surplus
63444	Accendo Ins Co	485,434	136,553
78700	Aetna Hlth & Life Ins Co	500,985	205,173
72052	Aetna Hlth Ins Co	235,582	96,851
82406	All Savers Ins Co	1,254,640	1,169,346
84697	American Specialty Hlth Ins Co	10,542	10,371
60250	AmFirst Ins Co	550,233	86,974
12151	Arcadian Hlth Plan Inc	2,398,023	1,076,149
12567	Care Improvement Plus S Central Ins	9,325,214	4,324,490
80799	Celtic Ins Co	4,902,515	1,940,031
78301	Clear Spring Hlth Ins Co	423,833	30,238
86371	Clover Ins Co	337,385	147,282
81973	Coventry Hlth & Life Ins Co	1,094,798	607,376
17331	Curative Ins Co	259,190	111,116
81396	Delta Dental Ins Co	582,833	281,863
54941	Delta Dental Plan of OR	162,546	119,839
67636	DentaQuest Natl Ins Co Inc	157,796	100,011
73474	Dentegra Ins Co	169,952	88,042
12747	Elixir Ins Co	75,324	57,766
88595	EmpheSys Ins Co	58,902	37,003
90328	First Hlth Life & Hlth Ins Co	156,256	42,172
85286	Fresenius Hlth Plans Ins Co	7,651	7,482
62286	Golden Rule Ins Co	507,425	263,417
93521	Granular Ins Co	492,359	254,384
78611	HCSC Ins Serv Co	1,137,655	160,726
70670	Health Care Serv Corp A Mut Legal RE	42,154,685	24,883,866
12902	Healthspring Life & Hlth Ins Co Inc	1,629,857	693,952
71768	HM Hlth Ins Co	29,693	24,646

NAIC #	Company Name	Assets	Surplus
60052	Humana Benefit Plan of IL Inc	1,374,217	746,369
73288	Humana Ins Co	12,164,592	6,382,658
70580	Humanadental Ins Co	233,494	128,851
76503	Lasso Hlthcare Ins Co	6,905	4,751
94188	Lifewise Assur Co	239,233	153,383
63762	Medco Containment Life Ins Co	2,204,207	1,228,099
18750	Merit Hlth Ins Co	38,015	37,391
47098	Moda Hlth Plan Inc	550,833	75,317
81264	Nippon Life Ins Co of Amer	255,089	146,195
88080	Omaha Hlth Ins Co	311,038	170,740
70785	Pacificare Life & Hlth Ins Co	206,258	204,436
47570	Premera Blue Cross	3,549,450	1,779,042
67903	Provident Amer Life & Hlth Ins Co	15,068	14,258
71420	Sierra Hlth & Life Ins Co Inc	6,995,982	3,283,218
12575	SilverScript Ins Co	5,508,508	984,785
85766	United Concordia Ins Co	350,219	212,587
84549	UnitedHealthcare Ins Co of Amer	232,751	89,247
97179	UnitedHealthcare Life Ins Co	199,160	110,068
97772	US Hlth & Life Ins Co Inc	130,335	32,638
39616	Vision Serv Plan Ins Co	498,905	347,887
53031	VSP Vision Care Inc	84,439	54,698
83445	WeLLCare Hlth Ins of AZ Inc	260,713	52,117
64467	WeLLCare Hlth Ins of KY Inc	922,064	345,062
10155	WeLLCare Prescription Ins Inc	6,855,619	730,314
80314	Wellpoint Life & Hlth Ins Co	1,182,341	198,954
53139	Wisconsin Physicians Serv Ins Corp	308,752	172,192
Total Companies: 53		\$113,779,492	\$54,642,377

HEALTH & ACCIDENT MARKET SHARE CY 2024 (\$000)

Comprehensive Individual		
Company Name	% of Market	Direct Prems Written*
Premera Blue Cross	79.47%	237,003
Moda Hlth Plan Inc	20.56%	61,324
Equitable Financial Life Ins Co	0.01%	21
Metropolitan Life Ins Co	0.00%	8
Prudential Ins Co of Amer	0.00%	1
Investors Life Ins Co N Amer	0.00%	0
Cigna Hlth & Life Ins Co	-0.04%	(114)

Credit (Group and Individual)		
Company Name	% of Market	Direct Prems Written*
Minnesota Life Ins Co	67.73%	13
Life of The South Ins Co	44.90%	9
Transamerica Cas Ins Co	2.99%	1
CMFG Life Ins Co	2.53%	0
Central States Ind Co of Omaha	2.22%	0
Securian Life Ins Co	0.01%	0

Comprehensive Group		
Company Name	% of Market	Direct Prems Written*
Premera Blue Cross	83.50%	369,560
Moda Hlth Plan Inc	6.75%	29,866
Aetna Life Ins Co	5.01%	22,152
UnitedHealthcare Ins Co	1.73%	7,642
Cigna Hlth & Life Ins Co	1.27%	5,628
Health Care Serv Corp A Mut Legal Re	1.20%	5,311
4 Ever Life Ins Co	0.29%	1,272
State Farm Mut Auto Ins Co	0.18%	784
Benchmark Ins Co	0.07%	300
Starr Ind & Liab Co	0.01%	32
United States Life Ins Co in the Cit	0.00%	21
Obsidian Ins Co	0.00%	11
Beazley Ins Co Inc	0.00%	5
SiriusPoint Amer Ins Co	0.00%	2
National Benefit Life Ins Co	0.00%	0
Puritan Life Ins Co of Amer	0.00%	0
Connecticut Gen Life Ins Co	0.00%	(1)

Dental		
Company Name	% of Market	Direct Prems Written
Premera Blue Cross	35.71%	18,540
Metropolitan Life Ins Co	17.17%	8,913
Delta Dental Plan of OR	11.86%	6,156
Principal Life Ins Co	7.83%	4,065
Aetna Life Ins Co	5.78%	2,999
Cigna Hlth & Life Ins Co	4.39%	2,278
Starmount Life Ins Co	2.25%	1,169
Delta Dental Ins Co	1.90%	987
Ameritas Life Ins Corp	1.85%	960
Guardian Life Ins Co of Amer	1.81%	940
Best Life & Hlth Ins Co	1.68%	875
Colonial Life & Accident Ins Co	1.24%	644
Health Care Serv Corp A Mut Legal Re	0.90%	466
National Hlth Ins Co	0.72%	372
Physicians Mut Ins Co	0.63%	329
American Family Life Assur Co of Col	0.58%	300
National Guardian Life Ins Co	0.54%	280
Mutual of Omaha Ins Co	0.50%	261
Humanadental Ins Co	0.41%	214
Lincoln Natl Life Ins Co	0.37%	193

Disability		
Company Name	% of Market	Direct Prems Written
Unum Life Ins Co of Amer	18.04%	11,760
Hartford Life & Accident Ins Co	14.19%	9,254
Life Ins Co of N Amer	11.79%	7,686
Metropolitan Life Ins Co	8.19%	5,342
Standard Ins Co	7.76%	5,057
Lincoln Natl Life Ins Co	5.88%	3,835
Principal Life Ins Co	4.64%	3,022
Prudential Ins Co of Amer	4.07%	2,656
Berkshire Life Ins Co of Amer	2.95%	1,924
American Fidelity Assur Co	2.80%	1,825
Colonial Life & Accident Ins Co	2.05%	1,336
Northwestern Mut Life Ins Co	2.04%	1,329
American Family Life Assur Co of Col	1.91%	1,247
US Br Sun Life Assur Co of Canada	1.74%	1,136
Provident Life & Accident Ins Co	1.68%	1,092
Reliance Standard Life Ins Co	1.09%	712
Guardian Life Ins Co of Amer	1.01%	658
Massachusetts Mut Life Ins Co	0.97%	633
Reliastar Life Ins Co	0.97%	632
New York Life Ins Co	0.91%	592

*Premiums under \$500 are rounded to zero.

HEALTH & ACCIDENT MARKET SHARE CY 2024 (\$000)

Federal Employees Health Benefits		
Company Name	% of Market	Direct Prens Written
Premera Blue Cross	98.37%	665,990
Aetna Life Ins Co	1.63%	11,030
UnitedHealthcare Ins Co	0.00%	29

Long-Term Care		
Company Name	% of Market	Direct Prens Written
Genworth Life Ins Co	23.73%	3,124
New York Life Ins Co	12.90%	1,698
John Hancock Life Ins Co USA	11.09%	1,460
Metropolitan Life Ins Co	9.19%	1,210
State Farm Mut Auto Ins Co	5.03%	663
Mutual of Omaha Ins Co	4.46%	587
Premera Blue Cross	3.97%	522
Transamerica Life Ins Co	3.92%	516
Continental Cas Co	3.79%	499
Northwestern Long Term Care Ins Co	3.21%	422
Unum Life Ins Co of Amer	2.89%	380
Allianz Life Ins Co of N Amer	2.25%	296
Thrivent Financial For Lutherans	2.22%	292
Prudential Ins Co of Amer	1.93%	254
LifeSecure Ins Co	1.70%	224
United of Omaha Life Ins Co	1.32%	174
Lincoln Benefit Life Co	1.00%	132
RiverSource Life Ins Co	0.58%	77
Massachusetts Mut Life Ins Co	0.48%	64
Medamerica Ins Co	0.48%	63

Medicare Title XVIII		
Company Name	% of Market	Direct Prens Written
Aetna Life Ins Co	23.99%	13,299
Humana Ins Co	23.85%	13,224
WeLLCare Prescription Ins Inc	14.93%	8,279
Sierra Hlth & Life Ins Co Inc	13.51%	7,490
Medco Containment Life Ins Co	13.50%	7,483
SilverScript Ins Co	4.48%	2,482
Cigna Hlth & Life Ins Co	2.57%	1,423
Clear Spring Hlth Ins Co	2.55%	1,413
Omaha Hlth Ins Co	0.62%	343
First Hlth Life & Hlth Ins Co	0.00%	1
Lasso Hlthcare Ins Co	0.00%	1
Elixir Ins Co	-0.01%	(3)

Medicare Supplement		
Company Name	% of Market	Direct Prens Written
UnitedHealthcare Ins Co	54.84%	31,311
Mutual of Omaha Ins Co	10.10%	5,765
Premera Blue Cross	9.53%	5,441
State Farm Mut Auto Ins Co	6.51%	3,719
Humana Ins Co	5.68%	3,243
Loyal Amer Life Ins Co	3.26%	1,858
USAA Life Ins Co	3.15%	1,801
Aetna Hlth & Life Ins Co	2.74%	1,565
Transamerica Life Ins Co	1.51%	864
National Hlth Ins Co	0.57%	328
United Amer Ins Company	0.25%	145
Moda Hlth Plan Inc	0.22%	127
United of Omaha Life Ins Co	0.18%	104
Omaha Ins Co	0.17%	100
Globe Life & Accident Ins Co	0.14%	82
United World Life Ins Co	0.14%	79
Cigna Hlth & Life Ins Co	0.09%	52
Colonial Penn Life Ins Co	0.09%	51
First Hlth Life & Hlth Ins Co	0.06%	34
Health Care Serv Corp A Mut Legal Re	0.05%	27

HEALTH & ACCIDENT MARKET SHARE CY 2024 (\$000)

Vision		
Company Name	% of Market	Direct Prens Written
VSP Vision Care Inc	39.66%	3,475
Metropolitan Life Ins Co	20.37%	1,785
Premera Blue Cross	13.13%	1,151
Principal Life Ins Co	7.80%	684
Ameritas Life Ins Corp	3.65%	320
Combined Ins Co of Amer	3.45%	302
US Br Sun Life Assur Co of Canada	3.15%	276
Cigna Hlth & Life Ins Co	1.55%	136
Starmount Life Ins Co	1.47%	129
Guardian Life Ins Co of Amer	1.31%	115
Aetna Life Ins Co	1.04%	91
American Family Life Assur Co of Col	0.81%	71
Fidelity Security Life Ins Co	0.75%	65
National Guardian Life Ins Co	0.54%	47
Standard Ins Co	0.24%	21
Physicians Mut Ins Co	0.22%	19
UnitedHealthcare Ins Co	0.20%	17
Colonial Life & Accident Ins Co	0.17%	15
Reliance Standard Life Ins Co	0.17%	15
Golden Rule Ins Co	0.13%	11

All Other		
Company Name	% of Market	Direct Prens Written
Premera Blue Cross	39.45%	262,658
Moda Hlth Plan Inc	9.67%	64,402
UnitedHealthcare Ins Co	6.06%	40,340
Lifewise Assur Co	5.49%	36,530
Metropolitan Life Ins Co	3.44%	22,929
US Br Sun Life Assur Co of Canada	2.66%	17,713
Reliastar Life Ins Co	2.23%	14,851
Unum Life Ins Co of Amer	2.03%	13,545
Aetna Life Ins Co	1.88%	12,522
Hartford Life & Accident Ins Co	1.78%	11,869
HCC Life Ins Co	1.46%	9,728
Cigna Hlth & Life Ins Co	1.28%	8,522
Life Ins Co of N Amer	1.23%	8,214
Symetra Life Ins Co	1.21%	8,085
Principal Life Ins Co	1.21%	8,031
American Family Life Assur Co of Col	1.11%	7,410
Mutual of Omaha Ins Co	1.08%	7,166
Delta Dental Plan of OR	0.92%	6,156
Standard Ins Co	0.81%	5,386
National Hlth Ins Co	0.80%	5,303

Total		
Company Name	% of Market	Direct Prens Written
Premera Blue Cross	70.77%	1,298,208
Moda Hlth Plan Inc	5.14%	94,267
Aetna Life Ins Co	3.22%	59,003
UnitedHealthcare Ins Co	2.62%	48,011
Lifewise Assur Co	1.99%	36,531
Metropolitan Life Ins Co	1.25%	22,929
US Br Sun Life Assur Co of Canada	0.97%	17,713
Humana Ins Co	0.90%	16,592
Cigna Hlth & Life Ins Co	0.85%	15,573
Reliastar Life Ins Co	0.81%	14,851
Unum Life Ins Co of Amer	0.74%	13,545
Hartford Life & Accident Ins Co	0.65%	11,869
HCC Life Ins Co	0.53%	9,728
WeLLCare Prescription Ins Inc	0.45%	8,279
Life Ins Co of N Amer	0.45%	8,214
Symetra Life Ins Co	0.44%	8,085
Principal Life Ins Co	0.44%	8,031
Medco Containment Life Ins Co	0.41%	7,483
American Family Life Assur Co of Col	0.40%	7,410
Mutual of Omaha Ins Co	0.39%	7,166

HEALTH & ACCIDENT TOTAL BUSINESS CY 2024 (\$000)

Company Name	DOM	Direct Premiums Written	Dividends Paid
4 Ever Life Ins Co	IL	1,275	0
5 Star Life Ins Co	NE	3	0
AAA Life Ins Co	MI	130	0
Accendo Ins Co	UT	277	0
Ace Amer Ins Co	PA	1,691	0
Ace Prop & Cas Ins Co	PA	32	0
Aetna Hlth & Life Ins Co	CT	1,565	0
Aetna Hlth Ins Co	PA	22	0
Aetna Life Ins Co	CT	59,003	0
All Savers Ins Co	IN	0	0
Allianz Life Ins Co of N Amer	MN	296	0
AmFirst Ins Co	OK	864	0
American Bankers Life Assur Co of FL	FL	0	0
American Benefit Life Ins Co	OK	5	0
American Family Life Assur Co of Col	NE	7,410	0
American Fidelity Assur Co	OK	4,303	0
American Gen Life Ins Co	TX	58	0
American Heritage Life Ins Co	FL	941	0
American Hlth & Life Ins Co	TX	16	0
American Home Assur Co	NY	0	0
American Income Life Ins Co	IN	335	0
American Natl Ins Co	TX	0	0
American Natl Life Ins Co of TX	TX	20	0
American Public Life Ins Co	OK	13	0
American Republic Ins Co	IA	6	0
American United Life Ins Co	IN	0	0
Americo Fin Life & Ann Ins Co	TX	12	0
Ameritas Life Ins Corp	NE	1,818	0
Amex Assur Co	IL	59	0
Arch Ins Co	MO	5	0

Company Name	DOM	Direct Premiums Written	Dividends Paid
Assurity Life Ins Co	NE	147	0
Athene Ann & Life Co	IA	4	0
Augustar Life Assur Corp	OH	87	0
Augustar Life Ins Co	OH	5	1
Axis Ins Co	IL	111	0
BCS Ins Co	OH	11	0
Baltimore Life Ins Co	MD	0	0
Bankers Fidelity Life Ins Co	GA	50	0
Bankers Life & Cas Co	IL	65	0
Banner Life Ins Co	MD	19	0
Beazley Ins Co Inc	CT	6	0
Benchmark Ins Co	KS	300	0
Berkley Life & Hlth Ins Co	IA	1,171	0
Berkshire Life Ins Co of Amer	MA	1,926	0
Best Life & Hlth Ins Co	TX	875	0
Boston Mut Life Ins Co	MA	2	0
Brighthouse Life Ins Co	DE	47	0
CMFG Life Ins Co	IA	2,037	0
Capitol Life Ins Co	TX	3	0
Celtic Ins Co	IL	4	0
Central States H & L Co of Omaha	NE	2	0
Central States Ind Co of Omaha	NE	0	0
Centre Life Ins Co	MA	4	0
Chesapeake Life Ins Co	OK	438	0
Cigna Hlth & Life Ins Co	CT	15,573	0
Clear Spring Hlth Ins Co	AZ	1,413	0
Colonial Life & Accident Ins Co	SC	4,121	0
Colonial Penn Life Ins Co	PA	51	0
Combined Ins Co of Amer	IL	354	0
Companion Life Ins Company	SC	2,171	0

The 2023 annual statement data collection was revised, eliminating some data elements that were included in prior reports.

HEALTH & ACCIDENT TOTAL BUSINESS CY 2024 (\$000)

Company Name	DOM	Direct Premiums Written	Dividends Paid
Connecticut Gen Life Ins Co	CT	2	0
Continental Amer Ins Co	NE	524	0
Continental Cas Co	IL	499	0
Continental Gen Ins Co	TX	69	0
Country Life Ins Co	IL	65	0
Delta Dental Ins Co	DE	987	0
Delta Dental Plan of OR	OR	6,156	0
Elips Life Ins Co	MO	3	0
Elixir Ins Co	OH	-3	0
Equitable Financial Life Ins Co	NY	28	0
Equitable Financial Life Ins Co of A	AZ	1	0
Everlake Life Ins Co	IL	36	0
Everly Life Ins Co	WI	1	0
Family Heritage Life Ins Co of Amer	OH	234	0
Farmers New World Life Ins Co	WA	7	0
Federal Ins Co	IN	102	0
Federal Life Ins Co	IL	2	0
Fidelity Life Assn A Legal Reserve L	IL	0	0
Fidelity Security Life Ins Co	MO	1,886	0
First Hlth Life & Hlth Ins Co	TX	35	0
Forethought Life Ins Co	IN	53	0
Genworth Life & Ann Ins Co	VA	7	0
Genworth Life Ins Co	DE	3,125	0
Gerber Life Ins Co	NY	68	0
Globe Life & Accident Ins Co	NE	196	0
Golden Rule Ins Co	IN	588	0
Government Employees Ins Co	NE	0	0
Government Personnel Mut Life Ins Co	TX	3	0
Granular Ins Co	SC	3,139	0
Great Amer Ins Co	OH	30	0
Great Southern Life Ins Co	TX	16	0

Company Name	DOM	Direct Premiums Written	Dividends Paid
Guarantee Trust Life Ins Co	NE	74	0
Guardian Life Ins Co of Amer	NY	1,816	7
HCC Life Ins Co	IN	9,728	0
Hartford Fire Ins Co	CT	9	0
Hartford Life & Accident Ins Co	CT	11,869	0
Health Care Serv Corp A Mut Legal Re	IL	5,804	0
Heartland Natl Life Ins Co	IN	124	0
Horace Mann Life Ins Co	IL	7	0
Humana Ins Co	WI	16,592	0
Humanadental Ins Co	WI	214	0
Idealife Ins Co	CT	0	0
Independence Amer Ins Co	DE	38	0
Independent Order of Foresters Us Br	TX	15	0
Individual Assur Co Life Hlth & Acc	OK	26	0
Investors Life Ins Co N Amer	TX	0	0
Jackson Natl Life Ins Co	MI	13	0
Jefferson Natl Life Ins Co	TX	0	0
John Alden Life Ins Co	AZ	4	0
John Hancock Life & Hlth Ins Co	MA	6	0
John Hancock Life Ins Co USA	MI	1,461	0
Kansas City Life Ins Co	MO	51	0
Knights of Columbus	CT	41	0
Lasso Hlthcare Ins Co	TX	1	0
Liberty Natl Life Ins Co	NE	36	0
Life Ins Co of N Amer	PA	8,214	0
Life Ins Co of The Southwest	TX	0	0
Life of The South Ins Co	GA	9	0
LifeSecure Ins Co	MI	299	0
Lifewise Assur Co	WA	36,531	0
Lincoln Benefit Life Co	NE	132	0
Lincoln Heritage Life Ins Co	IL	0	0

HEALTH & ACCIDENT TOTAL BUSINESS CY 2024 (\$000)

Company Name	DOM	Direct Premiums Written	Dividends Paid
Lincoln Life & Ann Co of NY	NY	11	0
Lincoln Natl Life Ins Co	IN	4,571	0
Loyal Amer Life Ins Co	OH	2,217	0
Lumico Life Ins Co	MO	5	0
Madison Natl Life Ins Co Inc	WI	6	0
Manhattan Life Ins Co	NY	19	0
ManhattanLife Ins & Ann Co	TX	209	0
Markel Ins Co	IL	12	0
Massachusetts Mut Life Ins Co	MA	699	18
Medamerica Ins Co	PA	63	0
Medco Containment Life Ins Co	PA	7,483	0
Medico Corp Life Ins Co	IA	14	0
Medico Ins Co	IA	17	0
Metropolitan Life Ins Co	NY	22,929	0
Mid West Natl Life Ins Co of TN	TX	9	0
Minnesota Life Ins Co	MN	1,273	0
Moda Hlth Plan Inc	OR	94,267	0
Monitor Life Ins Co of NY	NY	1	0
Mony Life Ins Co	NY	17	21
Mutual of Amer Life Ins Co	NY	11	0
Mutual of Omaha Ins Co	NE	7,166	0
Nassau Life & Ann Co	CT	28	0
Nassau Life Ins Co of KS	KS	3	0
National Benefit Life Ins Co	NY	0	0
National Cas Co	OH	0	0
National Guardian Life Ins Co	WI	336	0
National Hlth Ins Co	TX	5,303	0
National Life Ins Co	VT	2	0
National Teachers Assoc Life Ins Co	TX	6	0
National Union Fire Ins Co of Pittsb	PA	925	0
Nationwide Life Ins Co	OH	2,883	0

Company Name	DOM	Direct Premiums Written	Dividends Paid
Natl Foundation Life Ins Co	TX	25	0
New York Life Ins Co	NY	2,346	73
Northwestern Long Term Care Ins Co	WI	422	0
Northwestern Mut Life Ins Co	WI	1,329	457
Obsidian Ins Co	OH	11	0
Omaha Hlth Ins Co	NE	343	0
Omaha Ins Co	NE	100	0
Pan Amer Life Ins Co	LA	155	0
Paul Revere Life Ins Co	MA	70	0
Philadelphia Amer Life Ins Co	TX	2	0
Philadelphia Ind Ins Co	PA	71	0
Physicians Life Ins Co	NE	14	0
Physicians Mut Ins Co	NE	434	0
Premera Blue Cross	WA	1,298,208	0
Principal Life Ins Co	IA	8,031	0
Protective Life Ins Co	NE	117	0
Provident Life & Accident Ins Co	TN	1,110	0
Provident Life & Cas Ins Co	TN	7	0
Prudential Ins Co of Amer	NJ	4,713	0
Puritan Life Ins Co of Amer	AZ	5	0
QBE Ins Corp	PA	1	0
Reliance Standard Life Ins Co	IL	819	0
Reliastar Life Ins Co	MN	14,851	0
Reliastar Life Ins Co of NY	NY	19	0
Renaissance Life & Hlth Ins Co of Am	IN	108	0
Reserve Natl Ins Co	IL	9	0
RiverSource Life Ins Co	MN	122	0
SBLI USA Life Ins Co Inc	NY	3	0
SILAC Ins Co	IN	17	0
Securian Life Ins Co	MN	411	0
Security Natl Life Ins Co	UT	0	0

HEALTH & ACCIDENT TOTAL BUSINESS CY 2024 (\$000)

Company Name	DOM	Direct Premiums Written	Dividends Paid
Sentry Ins Co	WI	0	0
SilverScript Ins Co	TN	2,482	0
SiriusPoint Amer Ins Co	NY	2	0
Standard Ins Co	OR	5,386	0
Standard Life & Accident Ins Co	TX	1,206	0
Standard Life & Cas Ins Co	UT	14	0
Standard Security Life Ins Co of NY	NY	3	0
Starmount Life Ins Co	ME	1,298	0
Starr Ind & Liab Co	TX	32	0
State Farm Mut Auto Ins Co	IL	5,965	0
State Mut Ins Company	GA	3	0
Sterling Life Ins Co	IL	26	0
Swiss Re Corp Solutions Amer Ins Co	MO	1,634	0
Symetra Life Ins Co	IA	8,085	0
Talcott Resolution Life & Ann Ins Co	CT	0	0
Talcott Resolution Life Ins Co	CT	54	0
Teachers Ins & Ann Assoc of Amer	NY	10	0
Thrivent Financial For Lutherans	WI	379	18
Tier One Ins Co	NE	121	0
Transamerica Cas Ins Co	IA	1	0
Transamerica Financial Life Ins Co	NY	1	0
Transamerica Life Ins Co	IA	1,897	0
Trusted Fraternal Life	WI	0	0
Trustmark Ins Co	IL	12	0
Trustmark Life Ins Co	IL	72	0
US Br Sun Life Assur Co of Canada	MI	17,713	0
US Business of Canada Life Assur Co	MI	0	0
USAA Life Ins Co	TX	1,804	0
USAbLe Life	AR	117	0
Unified Life Ins Co	TX	54	0

Company Name	DOM	Direct Premiums Written	Dividends Paid
Union Fidelity Life Ins Co	KS	19	0
Union Labor Life Ins Co	MD	1,554	37
Union Security Ins Co	IA	0	0
United Amer Ins Company	NE	1,726	0
United Concordia Ins Co	AZ	2	0
United Heritage Life Ins Co	ID	4	0
United of Omaha Life Ins Co	NE	918	0
United States Fire Ins Co	DE	211	0
United States Life Ins Co in the Cit	NY	21	0
United World Life Ins Co	NE	79	0
UnitedHealthcare Ins Co	CT	48,011	0
Unum Ins Co	ME	1,275	0
Unum Life Ins Co of Amer	ME	13,545	0
VSP Vision Care Inc	VA	3,475	0
Venerable Ins & Ann Co	IA	0	0
Washington Natl Ins Co	IN	130	0
WeLLCare Prescription Ins Inc	AZ	8,279	0
Wellfleet Ins Co	IN	4	0
Western United Life Ins Co	TX	3	0
Wilcac Life Ins Co	IL	1	0
Wilton Reassur Life Co of NY	NY	1	0
Woodmen World Life Ins Soc	NE	1	0
Zurich Amer Ins Co	NY	406	0
Zurich Amer Life Ins Co	IL	0	0
Total Companies: 238		1,834,526	633

PROPERTY & CASUALTY INSURERS

Recap 54

Admitted Companies 55-62

Market Share 63-73

Total Business 74-81

TITLE COMPANIES 81

PROPERTY & CASUALTY RECAP CY 2024 (\$000)

	Direct Written Prem	% of Total Prem	Direct Earned Prem	Direct Losses Incurred	Loss Ratio
Aggregate write-ins for other lines of business	2,078	0.11%	2,059	625	30.37%
Aircraft (all perils)	66,275	3.42%	68,781	17,799	25.88%
Allied lines	46,580	2.40%	41,274	12,559	30.43%
Boiler and machinery	15,427	0.80%	14,659	1,439	9.82%
Burglary and theft	795	0.04%	836	161	19.20%
Commercial auto no-fault (personal injury protection)	6	0.00%	6	-58	-928.25%
Commercial auto physical damage	32,006	1.65%	29,769	15,999	53.74%
Commercial multiple peril (liability portion)	31,534	1.63%	31,062	12,847	41.36%
Commercial multiple peril (non-liability portion)	73,781	3.81%	73,080	43,632	59.70%
Comprehensive (Hospital and Medical) Group	1,135	0.06%	1,131	600	53.08%
Comprehensive (hospital and medical) individual	0	0.00%	0	0	0.00%
Credit	2,289	0.12%	2,714	1,617	59.57%
Credit A&H (group and individual)	1	0.00%	2	1	34.06%
Dental Only	16	0.00%	16	13	81.75%
Disability Income	368	0.02%	369	0	-0.03%
Earthquake	45,153	2.33%	45,364	316	0.70%
Excess workers' compensation	3,787	0.20%	3,669	450	12.27%
Farmowners multiple peril	932	0.05%	914	1	0.15%
Federal employees health benefits plan premium	0	0.00%	0	0	0.00%
Federal flood	754	0.04%	718	790	110.03%
Fidelity	2,849	0.15%	2,835	584	20.60%
Financial guaranty	1,827	0.09%	412	0	0.00%
Fire	64,000	3.30%	60,621	10,209	16.84%
Homeowners multiple peril	239,094	12.34%	229,309	129,360	56.41%
Inland marine	88,257	4.56%	84,510	30,545	36.14%
International	2	0.00%	1	1	70.35%

	Direct Written Prem	% of Total Prem	Direct Earned Prem	Direct Losses Incurred	Loss Ratio
Long-Term Care	1,162	0.06%	1,224	1,801	147.11%
Medicaid Title XIX	0	0.00%	0	0	0.00%
Medical professional liability - claims-made	13,658	0.71%	13,863	4,014	28.95%
Medical professional liability - occurrence	3,265	0.17%	3,433	926	26.98%
Medicare Supplement	3,721	0.19%	3,506	3,022	86.19%
Medicare Title XVIII	0	0.00%	0	0	0.00%
Mortgage guaranty	17,565	0.91%	18,091	478	2.64%
Multiple peril crop	54	0.00%	51	-5	-9.44%
Ocean marine	44,256	2.28%	43,942	15,584	35.46%
Other commercial auto liability	86,185	4.45%	83,070	38,284	46.09%
Other Health	5,765	0.30%	6,038	3,561	58.98%
Other liability - claims-made	18,840	0.97%	18,796	-2,630	-13.99%
Other liability - occurrence	109,895	5.67%	105,282	55,987	53.18%
Other private passenger auto liability	355,408	18.35%	348,079	238,259	68.45%
Pet insurance plans	12,218	0.63%	11,809	7,294	61.77%
Private crop	0	0.00%	0	0	0.00%
Private flood	1,875	0.10%	2,122	29	1.39%
Private passenger auto no-fault (personal injury protection)	0	0.00%	0	66	0.00%
Private passenger auto physical damage	307,981	15.90%	300,412	176,461	58.74%
Products liability - claims-made	66	0.00%	35	-129	-369.15%
Products liability - occurrence	5,617	0.29%	5,462	1,171	21.44%
Surety	40,773	2.10%	42,608	5,625	13.20%
Vision Only	1	0.00%	1	0	4.89%
Warranty	3,125	0.16%	1,238	1,470	118.76%
Workers' compensation	186,914	9.65%	186,860	41,775	22.36%
TOTAL	\$1,937,294	-	\$1,890,033	\$872,533	-

- The information contained in the Statistical & Financial Data reports is based on calendar year data. It should not be used to make determinations about the adequacy or excessiveness of insurance premiums because:
 - Calendar year data does not match losses with the premiums used to pay the losses. In any calendar year, some of the losses incurred by an insurer in that calendar year will be from policies that were issued in prior years.
 - Incurred loss data includes only amounts that an insurer pays as losses for items such as medical treatment and repairing or replacing damaged property. Loss data in these exhibits does not include other costs associated with settling claims such as attorney fees and adjusting costs. The loss data also does not include an insurer's operating expenses.
- Health business detail and market share are located on pages 45-51.

ADMITTED COMPANIES CY 2024 - PROPERTY & CASUALTY (\$000)

NAIC #	Company Name	Assets	Surplus
36404	21st Century Cas Co	47,304	13,499
34789	21st Century Centennial Ins Co	243,774	236,068
12963	21st Century Ins Co	1,218,801	1,205,404
32220	21st Century N Amer Ins Co	683,040	672,251
20796	21st Century Premier Ins Co	124,661	115,321
31325	Acadia Ins Co	241,003	58,936
10220	Accelerant Natl Ins Co	489,941	75,593
12304	Accident Fund Gen Ins Co	323,461	119,781
10166	Accident Fund Ins Co of Amer	5,885,616	1,974,949
12305	Accident Fund Natl Ins Co	179,460	93,808
26379	Accredited Surety & Cas Co Inc	594,861	52,094
22667	Ace Amer Ins Co	33,099,621	5,367,783
20702	Ace Fire Underwriters Ins Co	143,146	90,862
20699	Ace Prop & Cas Ins Co	17,309,877	3,862,646
19984	ACIG Ins Co	714,613	196,952
22950	Acstar Ins Co	42,950	19,325
44318	Admiral Ind Co	81,143	49,339
33898	Aegis Security Ins Co	141,507	43,347
10014	Affiliated Fm Ins Co	5,643,554	3,679,669
22837	AGCS Marine Ins Co	406,632	186,521
40258	AIG Assur Co	31,869	29,518
19402	AIG Prop Cas Co	79,518	50,725
19399	AIU Ins Co	133,489	75,039
10957	Alamance Ins Co	609,723	450,949
38733	Alaska Natl Ins Co	1,230,545	556,147
24899	Alea North America Ins Co	70,529	46,020
13285	Allegheny Cas Co	60,381	33,744
35300	Allianz Global Risks US Ins Co	8,386,451	2,388,304
22730	Allied World Ins Co	6,398,410	2,939,088
10690	Allied World Natl Assur Co	1,203,481	334,665
16624	Allied World Specialty Ins Co	2,971,361	1,114,133
10212	Allmerica Fin Alliance Ins Co	28,618	28,587
41840	Allmerica Fin Benefit Ins Co	105,519	105,385

NAIC #	Company Name	Assets	Surplus
29688	Allstate Fire & Cas Ins Co	41,415	33,760
19240	Allstate Ind Co	45,889	35,886
19232	Allstate Ins Co	70,465,968	16,273,985
11110	Allstate N Amer Ins Co	19,369	19,132
36455	Allstate Northbrook Ind Co	55,968	55,742
17230	Allstate Prop & Cas Ins Co	39,102	27,182
37907	Allstate Vehicle & Prop Ins Co	82,924	51,061
32450	ALPS Prop & Cas Ins Co	181,455	72,149
18708	Ambac Assur Corp	1,584,096	789,159
19720	American Alt Ins Corp	634,066	204,447
21849	American Automobile Ins Co	205,938	88,510
10111	American Bankers Ins Co of FL	2,858,441	569,053
11240	American Builders Ins Co	194,504	68,128
40789	American Business & Mercantile Ins M	88,337	69,420
20427	American Cas Co of Reading PA	95,573	95,495
19941	American Commerce Ins Co	369,628	119,498
10216	American Contractors Ind Co	848,815	106,711
19690	American Economy Ins Co	21,476	21,377
37990	American Empire Ins Co	22,102	22,100
43117	American Equity Ins Co	100,107	100,052
23337	American European Ins Co	230,001	69,432
12504	American Family Connect Ins Co	14,722	14,577
29068	American Family Connect Prop & Cas I	1,475,593	589,799
23450	American Family Home Ins Co	128,229	53,522
24066	American Fire & Cas Co	48,106	45,916
26247	American Guar & Liab Ins	288,525	183,247
43494	American Hallmark Ins Co of TX	333,172	85,108
19380	American Home Assur Co	19,071,533	5,415,334
31895	American Interstate Ins Co	889,150	235,091
12228	American Interstate Ins Co of TX	75,040	22,858

NAIC #	Company Name	Assets	Surplus
12200	American Liberty Ins Co	15,337	6,506
16810	American Mercury Ins Co	225,494	148,801
23469	American Modern Home Ins Co	1,693,335	87,587
42722	American Modern Prop & Cas Ins Co	509,185	112,946
38652	American Modern Select Ins Co	18,934	15,541
28401	American Natl Prop & Cas Co	1,971,296	774,611
12190	American Pet Ins Co	568,166	245,484
19615	American Reliable Ins Co	29,464	16,744
19631	American Road Ins Co	868,556	417,451
42978	American Security Ins Co	2,235,171	613,465
17965	American Sentinel Ins Co	17,124	17,120
41998	American Southern Home Ins Co	93,986	29,121
19704	American States Ins Co	54,661	49,294
37214	American States Preferred Ins Co	16,637	15,637
10872	American Strategic Ins Corp	3,430,843	1,006,332
19623	American Summit Ins Co	143,592	73,978
31380	American Surety Co	512,396	502,668
10251	American Underwriters Ins Co	20,506	19,984
40142	American Zurich Ins Co	257,118	202,483
19488	Amerisure Ins Co	977,295	233,814
23396	Amerisure Mut Ins Co	2,845,615	1,213,801
11050	Amerisure Partners Ins Co	129,537	48,026
27928	Amex Assur Co	231,054	172,960
16459	AmFed Advantage Ins Co	20,573	19,776
11963	AmFed Cas Ins Co	52,794	37,950
11208	AmFed Natl Ins Co	170,581	75,580
42390	Amguard Ins Co	1,977,219	311,776
19976	Amica Mut Ins Co	5,932,993	2,862,269
15954	AmTrust Ins Co	69,581	66,664
34738	Arag Ins Co	167,240	106,858
30830	Arch Ind Ins Co	288,598	109,988
11150	Arch Ins Co	11,982,943	2,667,442

ADMITTED COMPANIES CY 2024 - PROPERTY & CASUALTY (\$000)

NAIC #	Company Name	Assets	Surplus
29114	ARCH Mortgage Assur Co	70,869	65,061
18732	Arch Mortgage Guar Co	43,973	40,830
40266	ARCH Mortgage Ins Co	2,012,437	238,118
10946	Arch Prop Cas Ins Co	150,473	150,009
10348	Arch Reins Co	7,382,537	3,991,004
16926	Areca Ins Exch	33,928	26,879
19860	Argonaut Great Central Ins Co	37,949	30,393
19801	Argonaut Ins Co	2,829,214	1,497,555
19828	Argonaut Midwest Ins Co	27,438	18,315
13900	ARI Ins Co	36,653	35,447
41459	Armed Forces Ins Exch	91,540	34,501
23752	Ascot Ins Co	1,440,139	774,825
30279	Ascot Surety & Cas Co	613,620	566,348
43460	Aspen Amer Ins Co	2,645,743	1,164,877
30180	Assured Guar Inc	7,057,063	3,523,846
29033	Atain Ins Co	122,816	74,893
23833	AtHome Ins Co	17,452	16,533
27154	Atlantic Specialty Ins Co	4,817,776	1,056,482
25422	Atradius Trade Credit Ins Co	269,909	177,889
13412	Austin Mut Ins Co	84,612	75,369
19062	Automobile Ins Co of Hartford CT	1,358,152	331,524
10367	Avemco Ins Co	150,103	47,059
19518	AXA XL Ins Co Americas	78,169	72,443
37273	Axis Ins Co	1,899,236	686,610
20370	AXIS Reins Co	4,236,351	1,065,085
15610	AXIS Specialty Ins Co	827,922	731,963
33162	Bankers Ins Co	135,690	54,603
18279	Bankers Standard Ins Co	349,845	230,308
38245	BCS Ins Co	365,736	154,221
16510	Beazley Amer Ins Co Inc	137,478	121,161
37540	Beazley Ins Co Inc	1,332,209	316,503
41394	Benchmark Ins Co	1,213,272	217,652
15911	Berkley Cas Co	109,456	31,912
32603	Berkley Ins Co	32,013,737	9,421,874
38911	Berkley Natl Ins Co	207,435	93,381

NAIC #	Company Name	Assets	Surplus
29580	Berkley Regional Ins Co	1,040,885	917,020
13070	Berkshire Hathaway Assur Corp	1,509,658	1,288,332
10391	Berkshire Hathaway Direct Ins Co	810,775	222,487
20044	Berkshire Hathaway Homestate Ins Co	4,877,281	2,773,882
22276	Berkshire Hathaway Specialty Ins Co	8,285,503	4,598,944
20095	BITCO Gen Ins Corp	1,204,747	352,337
20109	BITCO Natl Ins Co	184,012	91,135
22250	BlueShore Ins Co	216,563	79,834
27081	Bond Safeguard Ins Co	46,690	45,043
12319	Bondsman Ins Co	7,345	7,098
16825	Branch Ins Exchange	102,271	32,723
35599	Bridge City Ins Co	231,625	216,139
13528	Brotherhood Mut Ins Co	1,219,476	382,567
14380	Build Amer Mut Assur Co	498,574	245,246
15385	Bureau Veritas Inspection & Ins Co	14,457	10,165
20117	California Cas Ind Exch	543,659	144,240
38865	California Ins Co	1,829,477	594,781
36340	Camico Mut Ins Co	114,499	47,919
12260	Campmed Cas & Ind Co Inc	20,230	20,210
10472	Capitol Ind Corp	775,094	309,090
10510	Carolina Cas Ins Co	318,004	120,191
11255	Caterpillar Ins Co	1,327,069	672,610
34274	Central States Ind Co of Omaha	1,051,652	847,463
34649	Centre Ins Co	24,075	10,581
42765	Centurion Cas Co	10,329	8,819
20710	Century Ind Co	558,072	25,000
26905	Century Natl Ins Co	107,758	44,565
10006	Cerity Ins Co	160,527	59,151
25615	Charter Oak Fire Ins Co	1,365,978	275,847
22810	Chicago Ins Co	82,764	78,588
16356	Chiron Ins Co	27,849	16,365
12777	Chubb Ind Ins Co	310,348	185,760
10052	Chubb Natl Ins Co	347,459	204,099

NAIC #	Company Name	Assets	Surplus
18767	Church Mut Ins Co S I	2,470,636	712,925
22004	CIM Ins Corp	16,365	16,192
31534	Citizens Ins Co of Amer	1,797,221	632,718
41335	City Natl Ins Co	38,623	23,654
20532	Clarendon Natl Ins Co	976,932	217,175
28860	Clear Blue Ins Co	423,392	195,632
15563	Clear Spring Prop & Cas Co	664,119	202,207
33480	Clermont Ins Co	28,776	26,470
12356	CM Regent Ins Co	81,986	50,368
29530	Coalition Ins Co	83,814	52,730
31887	Coface N Amer Ins Co	176,286	62,845
36552	Coliseum Reins Co	227,488	147,406
34347	Colonial Amer Cas & Surety Co	20,211	18,213
10758	Colonial Surety Co	120,130	74,211
36927	Colony Specialty Ins Co	95,131	27,184
27812	Columbia Ins Co	35,380,341	26,529,588
19410	Commerce & Industry Ins Co	1,846,922	459,717
12177	Compwest Ins Co	230,005	159,673
10891	Concert Ins Co	62,462	28,276
32190	Constitution Ins Co	45,102	27,551
20443	Continental Cas Co	49,555,083	11,164,692
35289	Continental Ins Co	2,181,653	2,031,242
10804	Continental Western Ins Co	198,818	112,544
37206	Contractors Bonding & Ins Co	271,546	107,739
11860	Copic Ins Co	703,318	289,826
13210	Copperpoint Cas Ins Co	12,583	11,325
13928	Copperpoint Ind Ins Co	20,085	12,467
12741	Copperpoint Premier Ins Co	22,789	22,037
10499	CorePointe Ins Co	28,630	26,643
20982	Country Cas Ins Co	85,379	75,440
20990	Country Mut Ins Co	7,519,365	3,781,680
21008	Country Pref Ins Co	510,354	106,308
26492	Courtesy Ins Co	1,348,613	734,538
18961	Crestbrook Ins Co	217,987	82,434
16070	Cronus Ins Co	65,877	52,746

ADMITTED COMPANIES CY 2024 - PROPERTY & CASUALTY (\$000)

NAIC #	Company Name	Assets	Surplus
31348	Crum & Forster Ind Co	105,731	32,894
42471	Crum & Forster Ins Co	103,557	33,846
10921	CSAA Fire & Cas Ins Co	248,266	60,613
37770	CSAA Gen Ins Co	609,521	165,336
10847	Cumis Ins Society Inc	3,021,288	1,148,552
21164	Dairyland Ins Co	499,317	492,951
16623	Dairyland Natl Ins Co	16,329	16,032
12502	DB Ins Co Ltd (US Branch)	851,876	209,208
16705	Dealers Assur Co	331,351	139,177
40975	Dentists Ins Co	387,467	186,892
12718	Developers Surety & Ind Co	756,176	166,107
42048	Diamond State Ins Co	243,459	81,790
34711	Digital Advantage Ins Co	46,620	45,225
34495	Doctors Co An Interins Exch	5,616,403	3,117,554
23795	Drivers Edge Ins Co	7,108	7,071
14702	Eastguard Ins Co	424,503	94,254
22926	Economy Fire & Cas Co	438,118	350,568
14051	Empire Bonding & Ins Co	6,484	3,399
21326	Empire Fire & Marine Ins Co	52,278	38,844
25402	Employers Assur Co	820,090	236,820
11512	Employers Compensation Ins Co	615,429	222,411
10640	Employers Ins Co of NV	375,519	261,929
21458	Employers Ins Co of WaUSAu	8,882,975	2,095,175
21415	Employers Mut Cas Co	5,826,544	1,790,946
10346	Employers Preferred Ins Co	1,087,241	239,988
37095	Enact Financial Assur Corp	10,414	10,354
38458	Enact Mortgage Ins Corp	5,907,077	849,459
16675	Enact Mortgage Ins Corp of NC	52,418	37,358
15130	Encompass Ind Co	9,348	8,594
10641	Endurance Amer Ins Co	1,273,984	1,142,260
11551	Endurance Assur Corp	19,035,278	4,281,300
11232	Enumclaw Prop & Cas Ins Co	9,293	9,055
13634	Essent Guar Inc	3,988,299	1,101,893
37915	Essentia Ins Co	148,659	35,557

NAIC #	Company Name	Assets	Surplus
25712	Esurance Ins Co	70,986	66,271
20516	Euler Hermes N Amer Ins Co	1,192,545	345,889
16044	Everest Denali Ins Co	159,219	18,390
10120	Everest Natl Ins Co	1,683,193	292,074
16045	Everest Premier Ins Co	267,560	20,189
26921	Everest Reins Co	30,752,451	8,125,720
12750	Evergreen Natl Ind Co	73,577	49,448
24961	Everspan Ins Co	134,554	70,335
35181	Executive Risk Ind Inc	8,167,863	1,940,392
40029	Explorer Ins Co	1,022,253	251,570
21482	Factory Mut Ins Co	33,514,338	24,418,636
35157	Fair Amer Ins & Reins Co	319,773	224,482
31925	Falls Lake Natl Ins Co	2,398,096	227,838
25321	Farmers Direct Prop & Cas Ins Co	69,290	55,145
34339	Farmers Grp Prop & Cas Ins Co	331,905	296,503
41483	Farmington Cas Co	1,428,464	324,553
20281	Federal Ins Co	21,440,244	4,978,410
13935	Federated Mut Ins Co	10,811,611	5,749,239
16024	Federated Reserve Ins Co	195,337	84,174
11118	Federated Rural Electric Ins Exch	758,034	288,789
28304	Federated Serv Ins Co	702,658	368,947
39306	Fidelity & Deposit Co of MD	248,444	203,336
35386	Fidelity & Guar Ins Co	55,448	22,214
25879	Fidelity & Guar Ins Underwriters Inc	179,681	98,447
17136	Fidelity Security Assur Co	16,970	16,022
31453	Financial Pacific Ins Co	273,525	93,996
21873	Firemans Fund Ins Co	2,484,556	1,422,152
21784	Firemens Ins Co of Washington DC	132,064	37,798
37710	First Amer Prop & Cas Ins Co	29,897	22,740
29980	First Colonial Ins Co	284,075	111,105
11177	First Fin Ins Co	760,210	568,709
33588	First Liberty Ins Corp	21,548	20,894

NAIC #	Company Name	Assets	Surplus
24724	First Natl Ins Co of Amer	66,045	65,782
11054	Fletcher Reins Co	7,990	7,958
13978	Florists Mut Ins Co	171,721	37,414
11185	Foremost Ins Co Grand Rapids MI	4,043,910	2,053,408
11800	Foremost Prop & Cas Ins Co	80,046	20,994
41513	Foremost Signature Ins Co	34,109	22,129
26794	Fortitude Cas Ins Co	9,476	8,588
10801	Fortress Ins Co	175,863	85,661
22209	Freedom Specialty Ins Co	103,209	26,122
21253	Garrison Prop & Cas Ins Co	5,630,459	1,917,605
14138	GEICO Advantage Ins Co	14,345	13,428
41491	Geico Cas Co	16,412	14,376
14139	GEICO Choice Ins Co	14,031	13,334
35882	Geico Gen Ins Co	24,246,616	12,005,663
22055	Geico Ind Co	7,177,351	5,836,840
37923	GEICO Marine Ins Co	46,957	26,892
14137	GEICO Secure Ins Co	13,536	13,262
24414	General Cas Co of WI	1,681,161	288,446
24732	General Ins Co of Amer	129,396	109,881
22039	General Reins Corp	25,637,054	15,850,796
39322	General Security Natl Ins Co	351,409	194,564
11967	General Star Natl Ins Co	202,677	134,701
11231	Generali Us Branch	935,397	329,448
17630	Generali USA Ins Co	10,416	10,350
38962	Genesis Ins Co	173,467	96,246
10799	Geovera Ins Co	178,582	49,097
26611	Glatfelter Ins Co	35,140	26,334
12254	Glencar Ins Co	219,550	61,396
42897	GM Natl Ins Co	125,907	96,050
22063	Government Employees Ins Co	82,747,010	60,240,949
23809	Granite State Ins Co	61,094	29,478
36307	Gray Ins Co	569,869	255,294
26832	Great Amer Alliance Ins Co	31,968	31,946
26344	Great Amer Assur Co	26,901	26,643

ADMITTED COMPANIES CY 2024 - PROPERTY & CASUALTY (\$000)

NAIC #	Company Name	Assets	Surplus
16691	Great Amer Ins Co	13,441,770	3,302,215
22136	Great Amer Ins Co of NY	268,130	267,630
31135	Great Amer Security Ins Co	16,989	16,970
33723	Great Amer Spirit Ins Co	19,901	19,880
25224	Great Divide Ins Co	233,335	124,837
18694	Great Midwest Ins Co	1,040,099	721,763
20303	Great Northern Ins Co	654,166	444,946
26654	Great Northwest Ins Co	31,412	10,687
12982	Great Plains Cas Inc	45,262	36,480
11371	Great West Cas Co	3,226,361	819,089
22322	Greenwich Ins Co	15,059,519	3,656,610
43974	Greenwood Ins Co	22,660	9,380
10019	Greystone Ins Co	122,790	114,945
36650	Guarantee Co of N Amer USA	20,611	20,591
15032	GuideOne Ins Co	1,531,279	574,700
34037	Hallmark Ins Co	42,163	20,012
36064	Hanover Amer Ins Co	38,027	38,024
22292	Hanover Ins Co	11,349,940	2,962,465
26433	Harco Natl Ins Co	1,624,854	1,020,914
23582	Harleysville Ins Co	138,967	74,884
22357	Hartford Accident & Ind Co	14,352,514	3,571,547
29424	Hartford Cas Ins Co	2,724,138	926,679
19682	Hartford Fire Ins Co	28,213,782	12,499,925
37478	Hartford Ins Co of The Midwest	589,560	425,145
11452	Hartford Steam Boil Inspec & Ins Co	2,321,907	809,485
29890	Hartford Steam Boil Inspec Ins Co CT	15,963	14,809
30104	Hartford Underwriters Ins Co	1,921,864	612,889
41343	HDI Global Ins Co	1,068,619	399,080
14265	HDI Global Select Ins Co	61,473	52,362
39527	Heritage Ind Co	21,011	21,016
10200	Hiscox Ins Co Inc	1,985,481	558,441
12536	Homeowners of Amer Ins Co	348,735	105,721

NAIC #	Company Name	Assets	Surplus
17221	Homesite Ins Co	669,569	76,654
13927	Homesite Ins Co of The Midwest	1,581,239	107,038
22578	Horace Mann Ins Co	535,073	169,234
22756	Horace Mann Prop & Cas Ins Co	345,809	124,395
11245	Hornbeam Ins Co	17,337	10,182
25054	Hudson Ins Co	2,758,145	715,838
35246	Illinois Ins Co	140,174	56,908
23817	Illinois Natl Ins Co	56,248	36,498
35408	Imperium Ins Co	670,015	153,116
11090	Incline Cas Co	393,209	64,167
43575	Indemnity Ins Co of North Amer	458,804	176,692
18468	Indemnity Natl Ins Co	385,179	136,584
26581	Independence Amer Ins Co	428,264	254,406
17543	Independence Pet Ins Co	18,030	17,481
22268	Infinity Ins Co	1,018,176	43,662
22713	Insurance Co of N Amer	90,414	79,800
11162	Insurance Co of the South	157,374	54,882
19429	Insurance Co of the State of PA	174,448	41,659
27847	Insurance Co of the West	6,508,946	1,863,900
22780	Integon Gen Ins Corp	374,088	8,508
22772	Integon Ind Corp	809,166	103,947
29742	Integon Natl Ins Co	3,707,887	211,021
11592	International Fidelity Ins Co	133,222	83,868
17182	Intrepid Cas Co	35,459	30,601
10749	Intrepid Ins Co	92,134	34,333
36153	Inverin Ins Co	8,019	7,930
23647	Ironshore Ind Inc	230,363	116,011
32921	ISMIE Mut Ins Co	1,555,104	672,046
11630	Jefferson Ins Co	803,720	275,162
16379	Jet Ins Co	31,525	15,211
14354	Jewelers Mut Ins Co S I	889,149	533,317
16116	JM Specialty Ins Co	17,635	17,272
10885	Key Risk Ins Co	105,122	37,421

NAIC #	Company Name	Assets	Surplus
13722	Knightbrook Ins Co	292,908	156,501
26077	Lancer Ins Co	771,193	238,575
37940	Lexington Natl Ins Corp	149,045	23,048
13307	Lexon Ins Co	582,350	91,388
42404	Liberty Ins Corp	223,361	216,013
19917	Liberty Ins Underwriters Inc	360,467	114,223
23035	Liberty Mut Fire Ins Co	8,700,778	1,948,648
23043	Liberty Mut Ins Co	74,539,484	27,435,067
41939	Liberty Northwest Ins Corp	61,089	60,613
40550	Lio Ins Co	188,942	105,097
33600	LM Ins Corp	125,995	123,683
32352	LM Prop & Cas Ins Co	52,219	41,032
10051	Lyndon Southern Ins Co	1,047,027	241,803
42617	MAG Mut Ins Co	2,888,875	1,066,791
17203	Mainsail Ins Co	18,475	18,475
36897	Manufacturers Alliance Ins Co	300,955	83,313
16561	Many Ins Co	18,341	18,321
23876	Mapfre Ins Co	85,460	22,551
28932	Markel Amer Ins Co	2,056,585	604,835
10829	Markel Global Reins Co	7,165,619	2,362,130
38970	Markel Ins Co	5,905,439	2,988,538
22306	Massachusetts Bay Ins Co	82,410	82,283
10784	Maxum Cas Ins Co	27,916	19,885
12041	MBIA Ins Corp	168,680	82,691
32433	Medical Ins Exch of CA	450,152	218,900
32522	Medical Mut Ins Co of NC	782,967	295,511
11843	Medical Protective Co	6,199,722	4,222,614
22241	Medmarc Cas Ins Co	153,001	60,845
14164	MEMIC Cas Co	188,705	54,013
11030	MEMIC Ind Co	644,025	197,605
31968	Merastar Ins Co	76,086	35,276
14494	Merchants Bonding Co a Mut	524,663	317,069
11595	Merchants Natl Bonding Inc	82,236	38,318
23353	Meridian Security Ins Co	95,254	33,255

ADMITTED COMPANIES CY 2024 - PROPERTY & CASUALTY (\$000)

NAIC #	Company Name	Assets	Surplus
16187	Metromile Ins Co	133,111	25,162
39950	Metropolitan Gen Ins Co	418,154	204,898
22594	MGIC Assur Corp Gen Account	380,537	346,847
18740	MGIC Ind Corp	149,604	116,356
38660	MIC Gen Ins Corp	36,671	16,972
38601	MIC Prop & Cas Ins Corp	112,119	55,740
23434	Middlesex Ins Co	292,146	262,620
27138	Midvale Ind Co	131,557	19,333
23612	Midwest Employers Cas Co	221,231	136,502
26662	Milford Cas Ins Co	27,660	26,993
42234	Minnesota Lawyers Mut Ins Co	275,429	168,438
20362	Mitsui Sumitomo Ins Co of Amer	2,597,474	1,231,192
22551	Mitsui Sumitomo Ins USA Inc	410,932	242,224
16942	MMIC Ins Inc	720,239	263,183
10675	Mobilias Gen Ins Co	292,775	24,146
29858	Mortgage Guar Ins Corp	6,417,875	972,642
22012	Motors Ins Corp	2,430,566	1,083,469
21075	MS Transverse Ins Co	217,009	55,520
16498	MTAW Ins Co	9,892	8,836
10227	Munich Reins Amer Inc	23,446,924	5,552,509
14761	Mutual of Enumclaw Ins Co	875,626	269,463
23663	National Amer Ins Co	476,264	118,569
16632	National Builders Ins Co	127,754	43,422
11991	National Cas Co	1,072,020	215,816
10243	National Continental Ins Co	150,119	102,457
16217	National Farmers Union Prop & Cas	41,737	10,411
20478	National Fire Ins Co of Hartford	81,922	81,824
42447	National Gen Assur Co	49,416	16,465
23728	National Gen Ins Co	98,058	16,892
11044	National General Ins Online Inc	31,468	11,381
20087	National Ind Co	380,648,942	240,605,996

NAIC #	Company Name	Assets	Surplus
32620	National Interstate Ins Co	2,255,083	505,055
20052	National Liab & Fire Ins Co	6,088,682	2,421,788
13695	National Mortgage Ins Corp	3,223,984	984,361
23825	National Public Finance Guar Corp	1,289,685	602,102
22608	National Specialty Ins Co	200,880	87,337
15474	National Summit Ins Co	246,123	56,048
21881	National Surety Corp	157,679	86,501
19445	National Union Fire Ins Co of Pittsb	20,719,181	5,414,302
26093	Nationwide Affinity Co of Amer	105,419	10,213
10723	Nationwide Assur Co	217,205	63,959
23760	Nationwide Gen Ins Co	1,178,822	301,394
25453	Nationwide Ins Co of Amer	1,145,836	270,346
23787	Nationwide Mut Ins Co	50,617,729	20,927,296
37877	Nationwide Prop & Cas Ins Co	411,263	46,051
42307	Navigators Ins Co	7,999,302	2,214,887
15865	NCMIC Ins Co	874,079	392,137
24171	Netherlands Ins Co The	23,830	23,405
21830	New England Ins Co	16,040	14,149
23841	New Hampshire Ins Co	221,750	76,562
12130	New South Ins Co	52,566	9,113
16608	New York Marine & Gen Ins Co	2,709,498	675,139
33200	Norcal Ins Co	1,504,349	566,797
31470	Norguard Ins Co	2,500,545	430,969
23892	North Pacific Ins Co	9,155	8,858
27740	North Pointe Ins Co	24,967	19,385
21105	North River Ins Co	2,169,779	622,721
24031	Northland Cas Co	144,100	40,818
42552	Nova Cas Co	102,607	101,654
39608	Nutmeg Ins Co	523,156	294,527
34630	Oak River Ins Co	1,417,495	819,384
15645	OBI Amer Ins Co	15,815	15,774
14190	OBI Natl Ins Co	13,797	13,753

NAIC #	Company Name	Assets	Surplus
35602	Obsidian Ins Co	172,775	75,123
26395	Obsidian Pacific Ins Co	36,481	33,112
23248	Occidental Fire & Cas Co of NC	523,785	296,906
23680	Odyssey Reins Co	16,380,869	5,334,097
24074	Ohio Cas Ins Co	9,437,236	2,886,558
26565	Ohio Ind Co	288,875	79,509
24082	Ohio Security Ins Co	26,824	16,618
24139	Old Republic Gen Ins Corp	2,600,738	658,605
24147	Old Republic Ins Co	4,394,004	1,408,088
35424	Old Republic Security Assur Co	533,385	267,753
37060	Old United Cas Co	1,258,561	512,233
16219	Omaha Natl Ins Co	196,835	73,666
23922	Oregon Automobile Ins Co	9,148	8,696
11555	Pacific Compensation Ins Co	761,341	206,559
22748	Pacific Employers Ins Co	1,005,805	922,464
20346	Pacific Ind Co	16,461,694	4,059,838
37850	Pacific Specialty Ins Co	331,535	140,909
20338	Palomar Specialty Ins Co	1,264,588	451,719
10859	Park Natl Ins Co	20,128	20,351
38636	Partner Reins Co of The US	8,035,144	2,155,120
11835	PartnerRe Amer Ins Co	309,600	65,565
18139	Peak Prop & Cas Ins Corp	74,582	64,398
18333	Peerless Ind Ins Co	195,773	179,470
24198	Peerless Ins Co	22,711,055	6,256,568
32859	Penn Amer Ins Co	106,468	35,034
14974	Pennsylvania Lumbermens Mut Ins	771,385	218,400
12262	Pennsylvania Manufacturers Assoc Ins	1,529,991	333,254
41424	Pennsylvania Manufacturers Ind Co	309,726	93,864
14990	Pennsylvania Natl Mut Cas Ins Co	1,662,777	837,003
37648	Permanent Gen Assur Corp	190,743	264,900
12297	Petroleum Cas Co	30,938	24,080

ADMITTED COMPANIES CY 2024 - PROPERTY & CASUALTY (\$000)

NAIC #	Company Name	Assets	Surplus	NAIC #	Company Name	Assets	Surplus	NAIC #	Company Name	Assets	Surplus
13714	Pharmacists Mut Ins Co	342,693	95,190	42919	Progressive Northwestern Ins Co	4,850,137	1,362,673	39039	Rural Comm Ins Co	2,790,935	176,804
18058	Philadelphia Ind Ins Co	12,764,101	3,948,811	37834	Progressive Preferred Ins Co	2,538,940	684,470	23132	RVI Amer Ins Co	114,860	90,651
25623	Phoenix Ins Co	5,794,684	2,007,382	32786	Progressive Specialty Ins Co	2,895,732	786,466	24740	Safeco Ins Co of Amer	7,403,805	2,461,788
40738	Physicians Ins A Mut Co	617,904	288,275	34690	Property & Cas Ins Co of Hartford	599,747	326,687	39012	Safeco Ins Co of IL	184,271	179,678
21296	Pinnacle Nat Ins Co	47,107	22,512	10638	Proselect Ins Co	46,839	14,528	11215	Safeco Ins Co of IN	17,711	17,682
40312	Pioneer Specialty Ins Co	215,669	50,787	12416	Protective Ins Co	1,253,050	339,020	36560	SafePort Ins Co	222,811	81,850
10817	Plateau Cas Ins Co	78,380	35,964	35769	Protective Prop & Cas Ins Co	442,710	202,515	11123	Safety First Ins Co	116,943	63,898
18619	Platte River Ins Co	179,449	59,851	24295	Providence Washington Ins Co	13,098	12,987	15105	Safety Natl Cas Corp	14,782,244	4,636,721
30945	Plaza Ins Co	25,978	24,315	15059	Public Serv Ins Co	95,912	41,518	12521	Safeway Ins Co	764,531	463,201
36587	Plymouth Rock Assur Preferred Corp	284,316	47,104	39217	QBE Ins Corp	3,792,096	717,202	40460	Sagamore Ins Co	219,062	171,884
10287	PMI Ins Co	19,588	12,713	33790	Radian Guar Inc	6,543,132	722,861	30058	Scor Reins Co	6,214,288	1,396,585
25747	Point Specialty Ins Co	12,410	12,217	30872	Radian Mortgage Assur Inc	9,038	9,012	15580	Scottsdale Ind Co	72,034	38,535
13694	Poseidon Structured Mortgage Ins Co	7,779	7,671	15756	Radnor Specialty Ins Co	92,431	79,224	10054	Securian Cas Co	607,899	203,682
37257	Praetorian Ins Co	459,084	93,305	11673	Redwood Fire & Cas Ins Co	3,214,182	1,751,711	19879	Security Natl Ins Company	1,154,773	298,730
37869	Pre Paid Legal Cas Inc	7,478	6,399	24449	Regent Ins Co	57,275	24,760	22233	Select Ins Co	81,552	81,506
10900	Preferred Employers Ins Co	102,498	54,618	10810	Republic Fire & Cas Ins Co	12,199	12,061	12572	Selective Ins Co of Amer	4,211,302	997,472
36234	Preferred Professional Ins Co	177,295	97,968	22179	Republic Ind Co of Amer	156,508	141,821	10936	Seneca Ins Co Inc	639,414	178,731
12773	Prescient Natl Ins Co	134,349	80,200	43753	Republic Ind Co of CA	31,355	27,547	11000	Sentinel Ins Co Ltd	377,216	278,031
12873	Privilege Underwriters Recp Exch	2,535,790	814,618	32174	Republic Mort Assur Co	8,432	8,196	12870	Sentruiy Cas Co	642,953	96,878
33391	ProAssurance Ind Co Inc	2,223,593	603,849	31275	Republic Mortgage Guar Ins Corp	9,036	8,355	28460	Sentry Cas Co	255,959	78,627
14460	ProAssurance Ins Co of Amer	316,439	81,071	31089	Repwest Ins Co	459,999	383,088	24988	Sentry Ins Co	17,193,363	7,902,145
21903	Procentury Ins Co	43,001	41,357	43044	Response Ins Co	29,748	29,707	21180	Sentry Select Ins Co	362,734	253,989
11127	Professional Solutions Ins Co	38,607	9,381	26050	Response Worldwide Ins Co	16,205	16,200	39152	Service Amer Ind Co	223,325	31,169
11851	Progressive Advanced Ins Co	1,545,686	657,096	36684	Riverport Ins Co	108,137	58,062	43389	Service Lloyds Ins Co	448,726	160,633
24260	Progressive Cas Ins Co	22,759,549	5,656,389	21261	RiverStone Intl Ins Inc	616,124	188,996	37672	Seven Seas Ins Co Inc	40,532	35,838
42994	Progressive Classic Ins Co	1,211,548	342,045	13056	RLI Ins Co	3,620,048	1,787,312	11347	SFM Mut Ins Co	1,012,549	367,797
12879	Progressive Commercial Cas Co	9,275	9,207	12491	Rochdale Ins Co	28,800	27,072	26869	Silver Oak Cas Inc	201,266	68,771
16322	Progressive Direct Ins Co	21,826,243	6,821,280	42706	Roche Surety & Cas Co Inc	32,303	10,973	38776	SiriusPoint Amer Ins Co	2,738,877	639,707
24279	Progressive Max Ins Co	1,620,930	533,374	35505	Rockwood Cas Ins Co	375,266	141,650	38997	Sompo Amer Fire & Mar Ins Co Amer	87,049	21,965
38628	Progressive Northern Ins Co	4,951,332	1,344,039	10974	Root Ins Co	610,968	115,664	11126	Sompo Amer Ins Co	776,822	561,760
				24503	Root Prop & Cas Ins Co	217,577	33,328	12294	Southwest Marine & Gen Ins Co	310,520	78,510
				22314	RSUI Ind Co	4,561,292	2,053,894	20613	Sparta Ins Co	31,074	14,198
								24376	Spinnaker Ins Co	608,074	203,524

ADMITTED COMPANIES CY 2024 - PROPERTY & CASUALTY (\$000)

NAIC #	Company Name	Assets	Surplus
24767	St Paul Fire & Marine Ins Co	26,662,915	7,744,915
24775	St Paul Guardian Ins Co	106,218	24,425
24791	St Paul Mercury Ins Co	421,230	120,983
19224	St Paul Protective Ins Co	694,811	233,241
19070	Standard Fire Ins Co	5,521,475	1,656,447
18023	Star Ins Co	2,455,345	674,008
40045	Starnet Ins Co	294,985	132,721
38318	Starr Ind & Liab Co	10,414,716	3,889,616
16109	Starr Specialty Ins Co	127,974	47,992
25496	StarStone Natl Ins Co	1,957,809	498,559
25127	State Auto Prop & Cas Ins Co	283,979	193,659
25135	State Automobile Mut Ins Co	694,375	573,355
17133	State Farm Classic Ins Co	16,973	12,154
25143	State Farm Fire & Cas Co	60,365,226	22,645,382
25151	State Farm Gen Ins Co	7,404,561	1,038,181
25178	State Farm Mut Auto Ins Co	239,888,928	145,189,869
12831	State Natl Ins Co Inc	1,685,768	649,384
25180	Stillwater Ins Co	641,997	203,394
16578	Stillwater Prop & Cas Ins Co	158,637	128,102
11828	Stonewood Ins Co	393,069	87,343
10340	Stonington Ins Co	18,480	17,256
40436	Stratford Ins Co	506,095	86,802
10909	Sun Surety Ins Co	26,201	13,184
34762	SUNZ Ins Co	809,621	188,254
10916	Suretec Ins Co	743,630	163,012
25798	Sutton National Ins Co	225,825	73,055
29874	Swiss Re Corp Solutions Amer Ins Co	3,677,073	1,208,560
29700	Swiss Re Corp Solutions Elite Ins Co	424,751	122,019
32778	Swiss Re Corp Solutions Premier Ins	81,584	70,702
25364	Swiss Reins Amer Corp	17,972,788	3,562,667
12866	T H E Ins Co	61,915	57,812
41050	TDC Natl Assur Co	481,600	133,783
22683	Teachers Ins Co	399,709	146,322

NAIC #	Company Name	Assets	Surplus
42376	Technology Ins Co Inc	7,381,909	1,578,064
24813	Tesla Ins Co	146,112	34,812
29513	The Bar Plan Mut Ins Co	35,649	15,628
28665	The Cincinnati Cas Co	700,402	555,215
23280	The Cincinnati Ind Co	200,275	137,978
10677	The Cincinnati Ins Co	22,730,881	8,602,690
10671	The Gray Cas & Surety Co	182,138	127,019
21857	The PIE Ins Co	317,428	79,952
41769	The Travelers Cas Co	279,120	65,593
25534	TIG Ins Co	1,626,087	441,843
32301	TNUS Ins Co	70,544	67,640
44245	Toggle Ins Co	125,273	76,744
10945	Tokio Marine Amer Ins Co	1,460,186	490,415
37621	Toyota Motor Ins Co	923,766	410,748
41238	Trans Pacific Ins Co	79,789	64,195
10952	Transamerica Cas Ins Co	15,838	13,328
19453	Transatlantic Reins Co	12,735,288	5,041,021
28886	Transguard Ins Co of Amer Inc	733,407	300,256
20494	Transportation Ins Co	71,586	71,468
36463	TravCo Personal Ins Co	169,313	65,373
19038	Travelers Cas & Surety Co	23,458,344	8,355,403
31194	Travelers Cas & Surety Co of Amer	6,128,659	2,255,633
36170	Travelers Cas Co of CT	456,088	102,942
19046	Travelers Cas Ins Co of Amer	2,658,627	593,141
40282	Travelers Commercial Cas Co	448,200	102,063
36137	Travelers Commercial Ins Co	491,930	113,733
41750	Travelers Constitution State Ins Co	278,600	65,157
25658	Travelers Ind Co	31,143,496	8,601,607
25666	Travelers Ind Co of Amer	893,986	200,907
25682	Travelers Ind Co of CT	1,500,604	355,368
25674	Travelers Prop Cas Co of Amer	1,300,143	487,560

NAIC #	Company Name	Assets	Surplus
36161	Travelers Prop Cas Ins Co	399,488	88,462
31003	Tri State Ins Co of MN	330,651	46,336
22225	Trisura Ins Co	530,614	194,658
41211	Triton Ins Co	707,623	163,156
41106	Triumphe Cas Co	94,068	27,814
38873	TRM Specialty Ins Co	67,338	20,671
21709	Truck Ins Exch	3,006,277	949,525
27120	Trumbull Ins Co	318,261	154,990
29459	Twin City Fire Ins Co Co	778,820	279,559
15885	Typtap Ins Co	554,479	156,008
40126	Umialik Ins Co	204,025	49,762
25844	Union Ins Co	211,053	53,711
36226	United Cas & Surety Ins Co	70,790	40,724
11770	United Financial Cas Co	12,695,965	2,544,091
13021	United Fire & Cas Co	2,170,463	723,366
15873	United Guar Residential Ins Co	1,901,096	176,743
16667	United Guar Residential Ins Co of NC	12,325	12,266
25941	United Serv Automobile Assn	42,607,520	28,155,314
25887	United States Fidelity & Guar Co	4,262,258	964,030
21113	United States Fire Ins Co	8,276,097	2,696,646
25895	United States Liab Ins Co	2,483,632	1,788,815
29157	United WI Ins Co	205,872	129,477
16063	Unitrin Auto & Home Ins Co	27,379	23,218
32867	Universal Fire & Cas Ins Co	136,728	69,183
13200	Universal Surety of Amer	9,458	9,393
41181	Universal Underwriters Ins Co	330,204	336,225
40843	Universal Underwriters of TX Ins	11,366	11,289
29599	US Specialty Ins Co	2,546,334	625,092
35416	US Underwriters Ins Co	211,501	160,591
25968	USAA Cas Ins Co	17,906,033	7,436,764
18600	USAA Gen Ind Co	10,096,425	3,540,104

ADMITTED COMPANIES CY 2024 - PROPERTY & CASUALTY (\$000)

NAIC #	Company Name	Assets	Surplus
25976	Utica Mut Ins Co	4,128,864	1,569,379
20508	Valley Forge Ins Co	52,822	52,744
21172	Vanliner Ins Co	392,864	224,346
32077	Vantage Risk Assur Co	480,289	118,897
44768	Vantapro Specialty Ins Co	77,488	29,354
16186	Vault Recip Exch	185,652	90,521
20397	Vigilant Ins Co	514,024	392,348
13137	Viking Ins Co of WI	252,564	212,509
40827	Virginia Surety Co Inc	1,872,689	358,387
25585	Watford Ins Co	36,075	26,356
26069	WaUSAu Business Ins Co	34,726	33,305
26042	WaUSAu Underwriters Ins Co	117,636	79,425
40517	WCF Natl Ins Co	232,211	231,754
21865	WCF Select Ins Co	29,459	28,978
32280	Wellfleet Ins Co	298,867	67,832
20931	Wellfleet NY Ins Co	188,961	25,854
25011	Wesco Ins Co	2,357,533	615,689
44393	West Amer Ins Co	57,442	52,751
15350	West Bend Ins Co	4,699,944	1,628,184
10030	Westchester Fire Ins Co	261,108	57,415
24465	Western Natl Assur Co	197,379	51,737
15377	Western Natl Mut Ins Co	2,295,392	984,151
13188	Western Surety Co	2,175,362	1,482,477
24112	Westfield Ins Co	3,661,028	1,265,768
17105	Westfield Select Ins Co	32,009	28,833
11981	WestGUARD Ins Co	1,723,793	1,460,241
39845	Westport Ins Corp	816,933	167,077
11932	White Pine Ins Co	28,389	10,045
25780	Williamsburg Natl Ins Co	25,712	19,658
13234	Wilshire Ins Co	510,127	177,277
31232	Work First Cas Co	117,924	59,822
11523	Wright Natl Flood Ins Co	58,866	44,247
40193	X L Ins Co of NY	42,645	41,054
24554	XL Ins Amer Inc	572,168	186,429

NAIC #	Company Name	Assets	Surplus
20583	XL Reins Amer Inc	2,857,483	939,914
37885	XL Specialty Ins Co	3,440,478	788,090
11705	XLNT Ins Co	10,441	10,377
26220	Yosemite Ins Co	421,625	164,194
30325	Zale Ind Co	15,447	13,608
13269	Zenith Ins Co	1,905,200	705,771
17044	ZPIC Ins Co	7,632	7,569
16535	Zurich Amer Ins Co	30,375,715	5,834,532
27855	Zurich Amer Ins Co of IL	55,554	34,299
Total Companies: 724		\$2,507,371,745	\$1,087,935,453

PROPERTY & CASUALTY MARKET SHARE CY 2024 (\$000)

Aggregate Write-Ins for Other Lines		
Company Name	% of Market	Direct Premis Written*
Midwest Employers Cas Co	0.25%	1,739
Pre Paid Legal Cas Inc	0.04%	283
American Road Ins Co	0.01%	42
Allstate Prop & Cas Ins Co	0.00%	8
American Bankers Ins Co of FL	0.00%	3
Transamerica Cas Ins Co	0.00%	1
Virginia Surety Co Inc	0.00%	1
Professional Solutions Ins Co	0.00%	1
Central States Ind Co of Omaha	0.00%	1
Arag Ins Co	0.00%	0
Swiss Re Corp Solutions Elite Ins Co	0.00%	0

Aircraft – All Perils		
Company Name	% of Market	Direct Premis Written
Endurance Amer Ins Co	19.06%	12,630
Starr Ind & Liab Co	12.80%	8,480
US Specialty Ins Co	9.46%	6,270
SiriusPoint Amer Ins Co	7.35%	4,873
Avemco Ins Co	7.34%	4,863
Allianz Global Risks US Ins Co	7.33%	4,858
StarStone Natl Ins Co	7.05%	4,672
XL Specialty Ins Co	5.80%	3,847
Great Amer Ins Co	4.39%	2,907
National Liab & Fire Ins Co	3.96%	2,627
Ace Amer Ins Co	3.96%	2,627
National Union Fire Ins Co of Pittsb	2.80%	1,857
Old Republic Ins Co	2.45%	1,626
QBE Ins Corp	2.41%	1,598
Illinois Ins Co	1.76%	1,166
American Alt Ins Corp	1.21%	804
National Ind Co	0.48%	318
Tokio Marine Amer Ins Co	0.25%	166
American Commerce Ins Co	0.20%	134
Westchester Fire Ins Co	0.02%	15

Allied Lines		
Company Name	% of Market	Direct Premis Written
Umialik Ins Co	32.02%	14,915
Factory Mut Ins Co	17.48%	8,141
Affiliated Fm Ins Co	6.06%	2,823
Zurich Amer Ins Co	5.57%	2,596
Safeco Ins Co of Amer	4.49%	2,092
United Serv Automobile Assn	4.48%	2,085
Homesite Ins Co	3.15%	1,467
Alaska Natl Ins Co	3.12%	1,454
American Security Ins Co	2.94%	1,371
Swiss Re Corp Solutions Elite Ins Co	2.26%	1,052
USAA Cas Ins Co	1.80%	841
Sompo Amer Ins Co	1.68%	780
Great Divide Ins Co	1.63%	760
USAA Gen Ind Co	1.34%	624
Foremost Ins Co Grand Rapids MI	1.32%	613
Mitsui Sumitomo Ins USA Inc	1.21%	564
Employers Ins Co of WaUSAu	1.00%	466
Ace Amer Ins Co	0.85%	398
Garrison Prop & Cas Ins Co	0.82%	383
HDI Global Ins Co	0.77%	357

*Premiums under \$500 are rounded to zero.

PROPERTY & CASUALTY MARKET SHARE CY 2024 (\$000)

Boiler and Machinery		
Company Name	% of Market	Direct Prems Written
Factory Mut Ins Co	33.45%	5,160
Umialik Ins Co	16.88%	2,604
Alaska Natl Ins Co	9.96%	1,536
Areca Ins Exch	6.74%	1,040
Zurich Amer Ins Co	5.11%	788
Travelers Prop Cas Co of Amer	4.85%	749
Hartford Steam Boil Inspec & Ins Co	4.58%	707
Swiss Re Corp Solutions Elite Ins Co	4.23%	653
Liberty Mut Fire Ins Co	2.64%	407
Affiliated Fm Ins Co	2.16%	333
XL Ins Amer Inc	2.08%	320
Employers Ins Co of WaUSAu	1.98%	305
Pacific Ind Co	1.80%	278
National Union Fire Ins Co of Pittsb	0.79%	121
Federal Ins Co	0.51%	79
Aspen Amer Ins Co	0.23%	35
First Liberty Ins Corp	0.19%	30
Granite State Ins Co	0.19%	29
Great Amer Ins Co	0.17%	25
Continental Cas Co	0.16%	25

Burglary and Theft		
Company Name	% of Market	Direct Prems Written
Travelers Cas & Surety Co of Amer	29.82%	237
National Union Fire Ins Co of Pittsb	23.15%	184
Umialik Ins Co	11.57%	92
Hiscox Ins Co Inc	6.39%	51
Markel Amer Ins Co	5.68%	45
Continental Cas Co	4.29%	34
Berkley Ins Co	4.24%	34
Allmerica Fin Benefit Ins Co	3.34%	27
XL Specialty Ins Co	1.64%	13
Everest Natl Ins Co	1.47%	12
Areca Ins Exch	1.21%	10
Philadelphia Ind Ins Co	1.01%	8
XL Ins Amer Inc	0.98%	8
Hartford Fire Ins Co	0.95%	8
Zurich Amer Ins Co	0.83%	7
Hanover Ins Co	0.58%	5
Federal Ins Co	0.56%	4
Employers Ins Co of WaUSAu	0.54%	4
Atlantic Specialty Ins Co	0.47%	4
Alaska Natl Ins Co	0.38%	3

Commercial Auto – No Fault and Liability		
Company Name	% of Market	Direct Prems Written
Umialik Ins Co	17.46%	15,045
Alaska Natl Ins Co	14.64%	12,617
United Financial Cas Co	12.61%	10,870
National Interstate Ins Co	5.33%	4,591
Berkshire Hathaway Homestate Ins Co	4.46%	3,845
Ohio Security Ins Co	4.38%	3,779
Liberty Mut Fire Ins Co	4.29%	3,696
Empire Fire & Marine Ins Co	2.84%	2,445
Zurich Amer Ins Co	2.71%	2,335
Travelers Ind Co	2.47%	2,128
National Ind Co	2.35%	2,024
State Farm Mut Auto Ins Co	2.35%	2,024
National Union Fire Ins Co of Pittsb	1.98%	1,704
Philadelphia Ind Ins Co	1.25%	1,080
Lancer Ins Co	1.18%	1,018
Everest Natl Ins Co	0.95%	818
West Amer Ins Co	0.95%	817
Ohio Cas Ins Co	0.87%	751
Ace Amer Ins Co	0.84%	728
Mitsui Sumitomo Ins USA Inc	0.80%	692

PROPERTY & CASUALTY MARKET SHARE CY 2024 (\$000)

Commercial Auto – Physical Damage		
Company Name	% of Market	Direct Prems Written
Umialik Ins Co	23.18%	7,420
United Financial Cas Co	15.65%	5,007
Alaska Natl Ins Co	13.12%	4,199
National Interstate Ins Co	5.91%	1,891
Ohio Security Ins Co	4.54%	1,454
Berkshire Hathaway Homestate Ins Co	3.95%	1,264
State Farm Mut Auto Ins Co	3.56%	1,138
National Ind Co	2.57%	821
Zurich Amer Ins Co	2.44%	780
Travelers Ind Co	1.62%	518
Empire Fire & Marine Ins Co	1.49%	476
Hartford Fire Ins Co	1.27%	405
Protective Ins Co	1.18%	376
National Union Fire Ins Co of Pittsb	1.09%	349
Ohio Cas Ins Co	0.91%	291
Columbia Ins Co	0.90%	289
Arch Ins Co	0.85%	273
West Amer Ins Co	0.83%	267
Liberty Mut Fire Ins Co	0.75%	239
Philadelphia Ind Ins Co	0.74%	238

Commercial Multiple Peril Liability		
Company Name	% of Market	Direct Prems Written
Ohio Security Ins Co	21.70%	6,842
State Farm Fire & Cas Co	15.67%	4,942
Alaska Natl Ins Co	14.62%	4,610
Philadelphia Ind Ins Co	6.15%	1,940
Country Mut Ins Co	4.53%	1,428
Church Mut Ins Co S I	3.71%	1,171
Allstate Ind Co	2.97%	938
Federal Ins Co	2.41%	760
West Amer Ins Co	2.12%	668
Umialik Ins Co	2.09%	660
Travelers Ind Co of Amer	1.92%	604
Charter Oak Fire Ins Co	1.65%	520
Firemans Fund Ins Co	1.65%	520
Arch Ins Co	1.63%	514
Illinois Natl Ins Co	1.60%	503
Ohio Cas Ins Co	1.44%	456
United States Fire Ins Co	1.39%	437
American Fire & Cas Co	1.34%	423
Granite State Ins Co	1.29%	408
Allstate Ins Co	0.94%	296

Commercial Multiple Peril Non-Liability		
Company Name	% of Market	Direct Prems Written
Alaska Natl Ins Co	19.79%	14,600
State Farm Fire & Cas Co	18.02%	13,295
Ohio Security Ins Co	13.74%	10,139
Country Mut Ins Co	6.21%	4,581
Allstate Ind Co	5.11%	3,768
Church Mut Ins Co S I	4.59%	3,389
Philadelphia Ind Ins Co	3.63%	2,676
Ace Amer Ins Co	3.25%	2,396
Federal Ins Co	1.65%	1,219
Arch Ins Co	1.65%	1,215
Umialik Ins Co	1.52%	1,123
Allstate Ins Co	1.50%	1,104
Illinois Natl Ins Co	1.35%	992
West Amer Ins Co	1.21%	896
Ohio Cas Ins Co	1.07%	791
American Fire & Cas Co	0.95%	702
Granite State Ins Co	0.87%	643
National Union Fire Ins Co of Pittsb	0.84%	621
Firemans Fund Ins Co	0.82%	608
Great Amer Ins Co	0.80%	588

PROPERTY & CASUALTY MARKET SHARE CY 2024 (\$000)

Credit		
Company Name	% of Market	Direct Prens Written*
Integon Natl Ins Co	37.83%	866
MIC Gen Ins Corp	36.50%	836
Old Republic Ins Co	11.94%	273
Great Amer Assur Co	5.95%	136
Arch Ins Co	4.21%	96
American Natl Prop & Cas Co	2.48%	57
Cumis Ins Society Inc	0.50%	12
American Bankers Ins Co of FL	0.48%	11
First Colonial Ins Co	0.30%	7
Ohio Ind Co	0.22%	5
Triton Ins Co	0.20%	5
Transamerica Cas Ins Co	0.00%	0
Lyndon Southern Ins Co	-0.22%	0
Wesco Ins Co	-0.41%	0

Earthquake		
Company Name	% of Market	Direct Prens Written
State Farm Fire & Cas Co	17.66%	7,974
Factory Mut Ins Co	16.73%	7,555
Affiliated Fm Ins Co	15.76%	7,116
Swiss Re Corp Solutions Elite Ins Co	9.44%	4,264
United Serv Automobile Assn	9.28%	4,189
Zurich Amer Ins Co	6.73%	3,041
Insurance Co of The West	5.42%	2,446
USAA Cas Ins Co	4.24%	1,914
XL Ins Amer Inc	3.65%	1,647
USAA Gen Ind Co	2.21%	997
Umialik Ins Co	1.59%	717
Employers Ins Co of WaUSAu	1.49%	671
Garrison Prop & Cas Ins Co	1.38%	625
Horace Mann Ins Co	0.81%	368
Areca Ins Exch	0.77%	347
Occidental Fire & Cas Co of NC	0.60%	272
Palomar Specialty Ins Co	0.50%	225
Ace Amer Ins Co	0.36%	162
Continental Cas Co	0.31%	142
Swiss Re Corp Solutions Amer Ins Co	0.24%	106

Credit A&H (Group and Individual)		
Company Name	% of Market	Direct Prens Written
Transamerica Cas Ins Co	61.74%	1
Central States Ind Co of Omaha	45.81%	0
State Farm Mut Auto Ins Co	-7.55%	0

Excess Workers' Compensation		
Company Name	% of Market	Direct Prens Written*
Safety Natl Cas Corp	63.63%	2,410
Everest Natl Ins Co	28.19%	1,068
Liberty Mut Fire Ins Co	7.25%	275
Ace Amer Ins Co	0.92%	35
Old Republic Ins Co	0.00%	0

Farmowners Multiple Peril		
Company Name	% of Market	Direct Prens Written
Country Mut Ins Co	100.00%	932

*Premiums under \$500 are rounded to zero.

PROPERTY & CASUALTY MARKET SHARE CY 2024 (\$000)

Federal Flood		
Company Name	% of Market	Direct Prens Written*
Allstate Ins Co	29.00%	219
USAA Gen Ind Co	17.22%	130
Hartford Ins Co of The Midwest	15.63%	118
Wright Natl Flood Ins Co	13.76%	104
Selective Ins Co of Amer	13.36%	101
American Bankers Ins Co of FL	5.39%	41
Integon Natl Ins Co	3.73%	28
Liberty Mut Fire Ins Co	0.57%	4
Foremost Ins Co Grand Rapids MI	0.53%	4
Privilege Underwriters Recp Exch	0.30%	2
Homesite Ins Co	0.23%	2
QBE Ins Corp	0.18%	1
Farmers Grp Prop & Cas Ins Co	0.07%	1
Philadelphia Ind Ins Co	0.03%	0

Fidelity		
Company Name	% of Market	Direct Prens Written
Travelers Cas & Surety Co of Amer	17.87%	509
Cumis Ins Society Inc	13.90%	396
State Farm Fire & Cas Co	12.01%	342
Great Amer Ins Co	10.19%	290
National Union Fire Ins Co of Pittsb	9.64%	275
Berkley Ins Co	4.90%	140
Hartford Fire Ins Co	4.00%	114
Western Surety Co	3.56%	101
Beazley Ins Co Inc	3.10%	88
Continental Cas Co	2.68%	76
Federal Ins Co	2.40%	68
Markel Amer Ins Co	2.31%	66
Great Amer Alliance Ins Co	2.21%	63
Colonial Surety Co	1.48%	42
Allmerica Fin Benefit Ins Co	1.48%	42
Alaska Natl Ins Co	1.26%	36
Ohio Cas Ins Co	1.14%	32
Zurich Amer Ins Co	0.93%	26
Lexon Ins Co	0.78%	22
Philadelphia Ind Ins Co	0.72%	21

Financial Guaranty		
Company Name	% of Market	Direct Prens Written
Assured Guar Inc	100.00%	1,827

*Premiums under \$500 are rounded to zero.

PROPERTY & CASUALTY MARKET SHARE CY 2024 (\$000)

Fire		
Company Name	% of Market	Direct Premis Written
Umialik Ins Co	41.53%	26,582
Factory Mut Ins Co	8.65%	5,539
Employers Ins Co of WaUSAu	5.60%	3,587
Swiss Re Corp Solutions Elite Ins Co	4.54%	2,908
Areca Ins Exch	4.08%	2,613
Alaska Natl Ins Co	3.41%	2,184
Zurich Amer Ins Co	3.28%	2,098
Affiliated FM Ins Co	2.72%	1,741
Safeco Ins Co of Amer	2.33%	1,490
United Serv Automobile Assn	2.26%	1,449
Great Divide Ins Co	2.18%	1,395
XL Ins Amer Inc	1.81%	1,161
Travelers Ind Co	1.57%	1,002
American Security Ins Co	1.43%	916
Foremost Ins Co Grand Rapids MI	1.40%	894
Sompo Amer Ins Co	1.30%	831
Homesite Ins Co	1.23%	790
Travelers Prop Cas Co of Amer	1.00%	640
Allianz Global Risks US Ins Co	0.99%	633
USAA Cas Ins Co	0.96%	616

Homeowners Multiple Peril		
Company Name	% of Market	Direct Premis Written
State Farm Fire & Cas Co	31.40%	75,085
Allstate Prop & Cas Ins Co	10.38%	24,816
United Serv Automobile Assn	8.53%	20,387
Safeco Ins Co of IN	8.16%	19,509
Allstate Ins Co	6.09%	14,567
USAA Cas Ins Co	5.22%	12,479
Umialik Ins Co	4.92%	11,768
Country Pref Ins Co	4.92%	11,765
USAA Gen Ind Co	4.27%	10,219
Country Mut Ins Co	3.06%	7,306
Garrison Prop & Cas Ins Co	2.53%	6,041
Occidental Fire & Cas Co of NC	2.50%	5,989
American Economy Ins Co	2.14%	5,118
Liberty Mut Fire Ins Co	1.40%	3,338
Horace Mann Ins Co	1.01%	2,410
Foremost Ins Co Grand Rapids MI	0.95%	2,279
American Bankers Ins Co of FL	0.39%	944
Hartford Ins Co of The Midwest	0.39%	939
Safeco Ins Co of Amer	0.38%	901
Privilege Underwriters Recp Exch	0.36%	856

Inland Marine		
Company Name	% of Market	Direct Premis Written
Continental Cas Co	16.86%	15,338
Jefferson Ins Co	12.12%	11,028
State Farm Fire & Cas Co	6.17%	5,617
Umialik Ins Co	6.03%	5,484
Alaska Natl Ins Co	4.64%	4,225
American Pet Ins Co	3.48%	3,171
Liberty Ins Underwriters Inc	3.22%	2,931
Factory Mut Ins Co	2.68%	2,434
Markel Amer Ins Co	2.55%	2,319
American Modern Home Ins Co	2.41%	2,190
Generali Us Branch	2.26%	2,060
Travelers Prop Cas Co of Amer	2.26%	2,059
Zurich Amer Ins Co	2.11%	1,916
Ohio Cas Ins Co	2.10%	1,908
National Cas Co	2.03%	1,846
Progressive Direct Ins Co	1.95%	1,774
American Zurich Ins Co	1.75%	1,590
National Union Fire Ins Co of Pittsb	1.46%	1,326
Safeco Ins Co of Amer	1.44%	1,312
United States Fire Ins Co	1.22%	1,106

PROPERTY & CASUALTY MARKET SHARE CY 2024 (\$000)

Medical Professional Liability – Claims Made		
Company Name	% of Market	Direct Premis Written
Medical Ins Exch of CA	61.48%	8,397
Norcal Ins Co	18.58%	2,538
Physicians Ins A Mut Co	4.69%	640
Aspen Amer Ins Co	4.54%	620
Dentists Ins Co	3.74%	510
Doctors Co An Interins Exch	2.26%	309
ProAssurance Ins Co of Amer	1.28%	174
Ace Amer Ins Co	0.99%	135
NCMIC Ins Co	0.57%	78
American Cas Co of Reading PA	0.40%	55
Fair Amer Ins & Reins Co	0.38%	52
Medical Protective Co	0.33%	45
Fortress Ins Co	0.20%	28
Pharmacists Mut Ins Co	0.18%	25
Allied World Ins Co	0.15%	21
Church Mut Ins Co S I	0.13%	18
State Farm Fire & Cas Co	0.05%	7
Great Divide Ins Co	0.01%	2
Proselect Ins Co	0.01%	2
MAG Mut Ins Co	0.01%	1

Medical Professional Liability – Occurrence		
Company Name	% of Market	Direct Premis Written
American Cas Co of Reading PA	26.01%	849
Medical Ins Exch of CA	23.20%	758
Medical Protective Co	14.78%	483
NCMIC Ins Co	8.64%	282
Norcal Ins Co	7.48%	244
Liberty Ins Underwriters Inc	7.43%	243
Doctors Co AN Interins Exch	3.80%	124
Fair Amer Ins & Reins Co	1.71%	56
Physicians Ins A Mut Co	1.64%	53
Berkshire Hathaway Specialty Ins Co	1.56%	51
Ace Amer Ins Co	0.96%	31
Aspen Amer Ins Co	0.74%	24
Pharmacists Mut Ins Co	0.70%	23
Allied World Ins Co	0.65%	21
State Farm Fire & Cas Co	0.19%	6
Proselect Ins Co	0.17%	5
National Union Fire Ins Co of Pittsb	0.16%	5
Dentists Ins Co	0.08%	3
Church Mut Ins Co S I	0.07%	2
Fortress Ins Co	0.03%	1

Mortgage Guaranty		
Company Name	% of Market	Direct Premis Written
ARCH Mortgage Ins Co	26.10%	4,585
Radian Guar Inc	24.30%	4,269
Mortgage Guar Ins Corp	19.97%	3,508
Essent Guar Inc	10.27%	1,804
Enact Mortgage Ins Corp	9.30%	1,634
National Mortgage Ins Corp	8.42%	1,479
United Guar Residential Ins Co	1.63%	286
Enact Mortgage Ins Corp of NC	0.00%	1

Multiple Peril Crop		
Company Name	% of Market	Direct Premis Written
Rural Comm Ins Co	100%	54

International		
Company Name	% of Market	Direct Premis Written
Executive Risk Ind Inc	100.00%	2

PROPERTY & CASUALTY MARKET SHARE CY 2024 (\$000)

Ocean Marine		
Company Name	% of Market	Direct Prens Written
Aspen Amer Ins Co	12.33%	5,456
Stratford Ins Co	11.15%	4,934
Travelers Prop Cas Co of Amer	9.14%	4,046
Liberty Mut Ins Co	8.24%	3,646
Navigators Ins Co	8.16%	3,612
Atlantic Specialty Ins Co	7.21%	3,191
Great Amer Ins Co	5.67%	2,511
StarStone Natl Ins Co	5.36%	2,370
Endurance Amer Ins Co	4.72%	2,089
Markel Amer Ins Co	3.49%	1,545
Ascot Ins Co	2.69%	1,188
Starr Ind & Liab Co	2.30%	1,018
GEICO Marine Ins Co	1.95%	864
Zurich Amer Ins Co	1.79%	791
Starnet Ins Co	1.76%	780
Ace Amer Ins Co	1.70%	751
Swiss Re Corp Solutions Amer Ins Co	1.69%	747
Continental Ins Co	1.43%	631
New York Marine & Gen Ins Co	1.12%	494
National Union Fire Ins Co of Pittsb	1.05%	465

Other Liability – Claims Made		
Company Name	% of Market	Direct Prens Written
Travelers Cas & Surety Co of Amer	20.52%	3,865
ALPS Prop & Cas Ins Co	12.64%	2,382
Continental Cas Co	11.68%	2,200
RSUI Ind Co	6.26%	1,179
Philadelphia Ind Ins Co	3.90%	735
Great Amer Ins Co	3.39%	639
Hudson Ins Co	3.38%	637
Alaska Natl Ins Co	3.08%	580
Berkley Regional Ins Co	2.74%	517
United States Liab Ins Co	2.64%	498
RLI Ins Co	2.05%	387
National Union Fire Ins Co of Pittsb	2.01%	378
Arch Ins Co	1.86%	351
Old Republic Ins Co	1.35%	253
Federal Ins Co	1.18%	222
Spinnaker Ins Co	1.13%	213
Great Amer Security Ins Co	1.07%	201
Ironshore Ind Inc	1.06%	201
Berkshire Hathaway Direct Ins Co	1.06%	199
Hiscox Ins Co Inc	1.05%	198

Other Liability – Occurrence		
Company Name	% of Market	Direct Prens Written
Umialik Ins Co	23.84%	26,195
Alaska Natl Ins Co	11.63%	12,779
Great Divide Ins Co	5.24%	5,763
Allianz Global Risks US Ins Co	5.00%	5,498
State Farm Fire & Cas Co	4.38%	4,811
Great Amer Assur Co	3.26%	3,579
Ohio Cas Ins Co	2.65%	2,908
Starr Ind & Liab Co	2.11%	2,320
Everest Natl Ins Co	2.04%	2,241
Areca Ins Exch	1.91%	2,103
Cumis Ins Society Inc	1.85%	2,035
National Union Fire Ins Co of Pittsb	1.67%	1,841
Zurich Amer Ins Co	1.60%	1,760
Securian Cas Co	1.53%	1,682
Philadelphia Ind Ins Co	1.41%	1,544
Travelers Prop Cas Co of Amer	1.38%	1,517
Safeco Ins Co of Amer	1.31%	1,444
Arch Ins Co	1.25%	1,374
Liberty Mut Fire Ins Co	1.21%	1,329
Ace Prop & Cas Ins Co	1.14%	1,249

PROPERTY & CASUALTY MARKET SHARE CY 2024 (\$000)

Private Flood		
Company Name	% of Market	Direct Premis Written*
Employers Ins Co of WaUSAu	38.77%	727
XL Ins Amer Inc	37.37%	701
Swiss Re Corp Solutions Elite Ins Co	12.77%	239
American Security Ins Co	5.97%	112
Allianz Global Risks US Ins Co	2.15%	40
New Hampshire Ins Co	1.42%	27
Granite State Ins Co	0.51%	10
National Union Fire Ins Co of Pittsb	0.43%	8
Integon Natl Ins Co	0.25%	5
Illinois Natl Ins Co	0.20%	4
Swiss Re Corp Solutions Amer Ins Co	0.12%	2
Liberty Mut Fire Ins Co	0.03%	0
National Liab & Fire Ins Co	0.01%	0
Continental Cas Co	0.01%	0
National Fire Ins Co of Hartford	0.00%	0
Sompo Amer Ins Co	0.00%	0

Private Passenger Auto – No Fault and Liability		
Company Name	% of Market	Direct Premis Written
State Farm Mut Auto Ins Co	28.32%	87,214
Allstate Fire & Cas Ins Co	8.80%	27,091
United Serv Automobile Assn	7.47%	23,013
GEICO Advantage Ins Co	7.07%	21,780
Progressive Direct Ins Co	6.51%	20,046
USAA Gen Ind Co	5.73%	17,632
USAA Cas Ins Co	5.49%	16,909
GEICO Choice Ins Co	3.33%	10,257
Allstate Ins Co	2.74%	8,423
Garrison Prop & Cas Ins Co	2.66%	8,191
Safeco Ins Co of IN	2.66%	8,190
Progressive Specialty Ins Co	2.21%	6,822
State Farm Fire & Cas Co	2.19%	6,737
Country Pref Ins Co	1.84%	5,655
Geico Gen Ins Co	1.76%	5,421
National Specialty Ins Co	1.70%	5,245
Allstate Prop & Cas Ins Co	1.35%	4,148
GEICO Secure Ins Co	1.27%	3,922
Geico Ind Co	1.09%	3,346
Country Mut Ins Co	0.97%	2,988

Private Passenger Auto – Physical Damage		
Company Name	% of Market	Direct Premis Written
State Farm Mut Auto Ins Co	28.32%	87,214
Allstate Fire & Cas Ins Co	8.80%	27,091
United Serv Automobile Assn	7.47%	23,013
GEICO Advantage Ins Co	7.07%	21,780
Progressive Direct Ins Co	6.51%	20,046
USAA Gen Ind Co	5.73%	17,632
USAA Cas Ins Co	5.49%	16,909
GEICO Choice Ins Co	3.33%	10,257
Allstate Ins Co	2.74%	8,423
Garrison Prop & Cas Ins Co	2.66%	8,191
Safeco Ins Co of IN	2.66%	8,190
Progressive Specialty Ins Co	2.21%	6,822
State Farm Fire & Cas Co	2.19%	6,737
Country Pref Ins Co	1.84%	5,655
Geico Gen Ins Co	1.76%	5,421
National Specialty Ins Co	1.70%	5,245
Allstate Prop & Cas Ins Co	1.35%	4,148
GEICO Secure Ins Co	1.27%	3,922
Geico Ind Co	1.09%	3,346
Country Mut Ins Co	0.97%	2,988

*Premiums under \$500 are rounded to zero.

PROPERTY & CASUALTY MARKET SHARE CY 2024 (\$000)

Products Liability – Claims Made		
Company Name	% of Market	Direct Prens Written*
US Specialty Ins Co	86.40%	57
Travelers Prop Cas Co of Amer	11.04%	7
Illinois Natl Ins Co	1.89%	1
Granite State Ins Co	0.54%	0
Old Republic Ins Co	0.19%	0
Philadelphia Ind Ins Co	-0.06%	0

Products Liability – Occurrence		
Company Name	% of Market	Direct Prens Written
Umialik Ins Co	60.04%	3,373
Ace Prop & Cas Ins Co	13.13%	737
Allianz Global Risks US Ins Co	5.63%	316
Alaska Natl Ins Co	3.72%	209
Ohio Security Ins Co	2.72%	153
Sompo Amer Ins Co	2.42%	136
Zurich Amer Ins Co	2.22%	125
Great Divide Ins Co	1.17%	66
Federal Ins Co	1.12%	63
Employers Ins Co of WaUSAu	0.92%	52
Sentry Select Ins Co	0.89%	50
Country Mut Ins Co	0.85%	48
Continental Ins Co	0.81%	45
First Liberty Ins Corp	0.54%	31
Sentry Ins Co	0.51%	29
Ace Amer Ins Co	0.42%	24
Granite State Ins Co	0.38%	21
Phoenix Ins Co	0.38%	21
Illinois Natl Ins Co	0.35%	19
Ohio Cas Ins Co	0.35%	19

Surety		
Company Name	% of Market	Direct Prens Written
Liberty Mut Ins Co	25.29%	10,311
Travelers Cas & Surety Co of Amer	12.41%	5,060
Western Surety Co	6.78%	2,766
Fidelity & Deposit Co of MD	5.20%	2,121
Lexon Ins Co	5.07%	2,067
Ohio Cas Ins Co	3.44%	1,404
Hartford Fire Ins Co	2.77%	1,131
Atlantic Specialty Ins Co	2.65%	1,080
Merchants Bonding Co a Mut	2.54%	1,034
Federal Ins Co	2.45%	999
Trisura Ins Co	2.00%	816
Contractors Bonding & Ins Co	2.00%	814
Swiss Re Corp Solutions Amer Ins Co	1.82%	742
Great Amer Ins Co	1.53%	623
Merchants Natl Bonding Inc	1.43%	583
Travelers Cas & Surety Co	1.38%	563
Arch Ins Co	1.27%	518
Western Natl Mut Ins Co	1.14%	467
Zurich Amer Ins Co	1.09%	443
Suretec Ins Co	1.08%	441

*Premiums under \$500 are rounded to zero.

PROPERTY & CASUALTY MARKET SHARE CY 2024 (\$000)

Warranty		
Company Name	% of Market	Direct Premis Written*
Universal Underwriters Ins Co	86.99%	2,719
Old Republic Ins Co	4.47%	140
Dealers Assur Co	4.13%	129
Starr Ind & Liab Co	2.79%	87
MIC Prop & Cas Ins Corp	0.65%	20
Lyndon Southern Ins Co	0.58%	18
National Cas Co	0.31%	10
Jefferson Ins Co	0.08%	2
Wesco Ins Co	0.03%	1
American Mercury Ins Co	-0.02%	-1

Workers' Compensation		
Company Name	% of Market	Direct Premis Written
Alaska Natl Ins Co	30.35%	56,722
Umialik Ins Co	11.61%	21,696
American Interstate Ins Co	4.77%	8,909
Berkshire Hathaway Homestate Ins Co	2.65%	4,950
LM Ins Corp	2.64%	4,925
Markel Ins Co	2.46%	4,589
Zurich Amer Ins Co	2.40%	4,483
Republic Ind Co of Amer	2.39%	4,463
Travelers Prop Cas Co of Amer	2.22%	4,143
Ohio Cas Ins Co	2.08%	3,889
Amguard Ins Co	1.70%	3,171
Starr Ind & Liab Co	1.69%	3,162
Employers Ins Co of WaUSAu	1.54%	2,872
American Zurich Ins Co	1.46%	2,726
Starr Specialty Ins Co	1.40%	2,614
Ace Amer Ins Co	1.30%	2,427
State Farm Fire & Cas Co	1.28%	2,393
Travelers Ind Co of Amer	1.04%	1,946
Pennsylvania Manufacturers Assoc Ins	1.01%	1,887
Wellfleet NY Ins Co	0.96%	1,794

Total		
Company Name	% of Market	Direct Premis Written
State Farm Mut Auto Ins Co	10.09%	195,436
Umialik Ins Co	7.51%	145,550
State Farm Fire & Cas Co	6.77%	131,140
Alaska Natl Ins Co	6.01%	116,370
United Serv Automobile Assn	3.72%	72,035
Progressive Direct Ins Co	3.28%	63,587
Allstate Fire & Cas Ins Co	2.76%	53,435
USAA Cas Ins Co	2.58%	50,003
GEICO Advantage Ins Co	2.47%	47,844
USAA Gen Ind Co	2.29%	44,395
Safeco Ins Co of IN	2.05%	39,805
Allstate Prop & Cas Ins Co	1.75%	33,817
Factory Mut Ins Co	1.59%	30,895
Allstate Ins Co	1.56%	30,150
Country Pref Ins Co	1.31%	25,320
Garrison Prop & Cas Ins Co	1.27%	24,574
GEICO Choice Ins Co	1.26%	24,377
Ohio Security Ins Co	1.25%	24,175
Zurich Amer Ins Co	1.24%	23,968
Progressive Specialty Ins Co	1.21%	23,526

*Premiums under \$500 are rounded to zero.

PROPERTY & CASUALTY TOTAL BUSINESS CY 2024 (\$000)

Company Name	Dom	Direct Written Prem	Direct Earned Prem	Dividends Paid	Direct Losses Paid	Direct Losses Incurred
21st Century Centennial Ins Co	PA	0	0	0	0	0
21st Century N Amer Ins Co	NY	0	0	0	0	0
21st Century Premier Ins Co	PA	0	0	0	0	-1
Accelerant Natl Ins Co	DE	1,361	553	0	5	237
Accident Fund Gen Ins Co	MI	44	26	0	43	89
Accident Fund Ins Co of Amer	MI	35	48	0	0	-2
Accident Fund Natl Ins Co	MI	13	21	0	45	86
Accredited Surety & Cas Co Inc	FL	425	369	0	82	168
Ace Amer Ins Co	PA	13,079	13,814	0	24,814	-6,055
Ace Fire Underwriters Ins Co	PA	-6	0	0	11	-14
Ace Prop & Cas Ins Co	PA	2,134	2,023	0	581	2,649
ACIG Ins Co	IL	4	4	0	0	-1
Acstar Ins Co	IL	0	0	0	0	-5
Affiliated Fm Ins Co	RI	13,216	10,943	0	2,200	2,387
AGCS Marine Ins Co	IL	1,101	1,032	0	-1,944	-2,100
AIG Assur Co	IL	0	0	0	0	0
AIG Prop Cas Co	IL	127	117	0	17	-56
AIU Ins Co	NY	1,320	1,292	0	112	419
Alaska Natl Ins Co	AK	116,370	114,790	0	50,141	45,918
Allegheny Cas Co	NJ	6	7	0	0	-2
Allianz Global Risks US Ins Co	IL	11,487	11,670	0	224	-1,673
Allied World Ins Co	NH	85	87	0	1,000	188
Allied World Natl Assur Co	NH	120	120	0	0	-68
Allied World Specialty Ins Co	DE	0	0	0	0	-548
Allmerica Fin Alliance Ins Co	NH	0	0	0	0	0
Allmerica Fin Benefit Ins Co	MI	120	119	0	4	-10
Allstate Fire & Cas Ins Co	IL	53,435	51,279	0	27,286	30,078
Allstate Ind Co	IL	7,522	7,424	0	2,875	4,005
Allstate Ins Co	IL	30,150	31,309	0	16,709	19,413
Allstate Prop & Cas Ins Co	IL	33,817	31,577	0	16,810	16,028
ALPS Prop & Cas Ins Co	MT	2,382	2,376	0	17	-1,055
Ambac Assur Corp	WI	0	2	0	0	0
American Alt Ins Corp	DE	1,290	1,295	0	38	-211
American Automobile Ins Co	MO	28	74	0	770	2,072

Company Name	Dom	Direct Written Prem	Direct Earned Prem	Dividends Paid	Direct Losses Paid	Direct Losses Incurred
American Bankers Ins Co of FL	FL	1,232	1,302	0	619	683
American Cas Co of Reading PA	PA	1,200	1,055	0	1,396	335
American Commerce Ins Co	OH	134	134	0	1	1
American Contractors Ind Co	CA	124	98	0	0	-10
American Economy Ins Co	IN	5,152	4,170	0	2,720	3,812
American Family Home Ins Co	FL	150	168	0	49	38
American Fire & Cas Co	NH	2,196	2,067	0	1,005	-1,724
American Guar & Liab Ins	NY	736	1,252	0	1,543	-286
American Home Assur Co	NY	-13	-12	0	332	-5,024
American Interstate Ins Co	NE	8,909	8,035	0	4,080	1,501
American Mercury Ins Co	OK	-1	101	0	87	90
American Modern Home Ins Co	OH	2,892	2,620	0	1,341	1,338
American Modern Prop & Cas Ins Co	OH	1,043	959	0	141	238
American Natl Prop & Cas Co	NE	487	462	0	452	493
American Pet Ins Co	NY	3,605	3,632	0	2,315	2,285
American Reliable Ins Co	AZ	0	7	0	0	-48
American Road Ins Co	MI	43	43	0	0	0
American Security Ins Co	DE	2,511	2,439	0	217	431
American Southern Home Ins Co	FL	9	8	0	0	-35
American States Ins Co	IN	1	2	0	0	0
American Surety Co	IN	0	0	0	0	0
American Zurich Ins Co	IL	4,353	4,477	0	1,752	-3,805
Amerisure Ins Co	MI	0	0	0	0	0
Amerisure Mut Ins Co	MI	44	44	3	3	-1
Amerisure Partners Ins Co	MI	0	0	0	0	0
Amex Assur Co	IL	203	203	0	35	-5
Amguard Ins Co	NE	3,171	3,208	0	822	2,036
Amica Mut Ins Co	RI	377	372	22	418	71
Arag Ins Co	IA	0	0	0	2	2
Arch Ind Ins Co	MO	75	65	0	0	15
Arch Ins Co	MO	6,685	7,389	0	3,098	3,818
ARCH Mortgage Assur Co	WI	0	0	0	0	0
ARCH Mortgage Ins Co	WI	4,585	4,689	0	171	172

PROPERTY & CASUALTY TOTAL BUSINESS CY 2024 (\$000)

Company Name	Dom	Direct Written Prem	Direct Earned Prem	Dividends Paid	Direct Losses Paid	Direct Losses Incurred
Areca Ins Exch	AK	8,335	8,306	2,259	3,091	1,865
Argonaut Great Central Ins Co	NE	0	0	0	0	0
Argonaut Ins Co	NE	427	1,213	0	43	1,394
Argonaut Midwest Ins Co	NE	27	27	0	0	18
Armed Forces Ins Exch	KS	257	257	0	218	193
Ascot Ins Co	CO	1,191	1,079	0	19	66
Ascot Surety & Cas Co	CO	3	2	0	0	0
Aspen Amer Ins Co	TX	6,932	6,922	0	1,861	3,637
Assured Guar Inc	MD	1,827	334	0	0	0
Atain Ins Co	TX	10	20	0	0	2
Atlantic Specialty Ins Co	NY	5,512	5,718	0	614	1,886
Avemco Ins Co	MD	4,863	4,658	0	2,068	2,286
AXA XL Ins Co Americas	DE	0	0	0	0	-88
Axis Ins Co	IL	1,217	1,420	0	397	415
AXIS Reins Co	NY	0	0	0	0	0
AXIS Specialty Ins Co	CT	0	0	0	0	0
Bankers Ins Co	FL	1	2	0	0	0
Bankers Standard Ins Co	PA	85	79	0	4	23
BCS Ins Co	OH	109	110	0	6	7
Beazley Ins Co Inc	CT	347	358	0	2	120
Benchmark Ins Co	KS	1,231	1,184	0	284	374
Berkley Cas Co	IA	88	98	0	31	8
Berkley Ins Co	DE	547	439	0	0	-11
Berkley Natl Ins Co	IA	116	109	0	19	2
Berkley Regional Ins Co	IA	532	350	0	34	29
Berkshire Hathaway Direct Ins Co	NE	546	487	0	144	138
Berkshire Hathaway Homestate Ins Co	NE	10,906	11,104	0	3,879	5,860
Berkshire Hathaway Specialty Ins Co	NE	2,095	2,053	0	190	-735
BITCO Gen Ins Corp	IA	53	71	0	0	0
Bond Safeguard Ins Co	SD	0	0	0	0	0
Brotherhood Mut Ins Co	IN	5	5	0	0	0
California Ins Co	CA	0	0	0	0	-60
Camico Mut Ins Co	CA	81	78	0	0	3

Company Name	Dom	Direct Written Prem	Direct Earned Prem	Dividends Paid	Direct Losses Paid	Direct Losses Incurred
Campmed Cas & Ind Co Inc	NH	0	0	0	0	0
Capitol Ind Corp	WI	76	89	0	0	-2
Carolina Cas Ins Co	IA	945	869	0	298	51
Caterpillar Ins Co	MO	164	236	0	50	47
Central States Ind Co of Omaha	NE	1	1	0	0	0
Centurion Cas Co	NE	4	3	0	0	-1
Century Ind Co	PA	0	0	0	0	-2
Charter Oak Fire Ins Co	CT	1,987	1,874	6	559	448
Chicago Ins Co	IL	176	208	0	0	18
Chiron Ins Co	IA	32	29	0	4	9
Chubb Ind Ins Co	NY	91	82	0	4	-48
Chubb Natl Ins Co	IN	58	55	0	0	24
Church Mut Ins Co S I	WI	6,500	6,743	165	4,343	4,010
Citizens Ins Co of Amer	MI	1	1	0	0	0
Clarendon Natl Ins Co	TX	0	0	0	521	-251
Clear Spring Prop & Cas Co	IN	74	75	0	9	-167
Coalition Ins Co	NY	20	13	0	0	4
Coliseum Reins Co	DE	0	0	0	131	-46
Colonial Amer Cas & Surety Co	IL	0	0	0	0	0
Colonial Surety Co	PA	59	59	0	0	-16
Colony Specialty Ins Co	NE	128	84	0	0	49
Columbia Ins Co	NE	862	901	0	484	384
Commerce & Industry Ins Co	NY	27	50	0	1,004	-1,699
Continental Cas Co	IL	17,470	17,658	0	8,065	3,791
Continental Ins Co	PA	1,006	1,011	1	419	-21
Continental Western Ins Co	IA	163	171	0	18	20
Contractors Bonding & Ins Co	IL	820	703	0	0	37
CorePointe Ins Co	DE	88	111	0	3	-140
Country Cas Ins Co	IL	1,487	1,508	0	1,005	1,067
Country Mut Ins Co	IL	22,563	28,507	0	22,908	24,236
Country Pref Ins Co	IL	25,320	18,259	0	11,239	11,606
Courtesy Ins Co	FL	0	0	0	0	0
Crestbrook Ins Co	OH	80	262	0	12	-28
Crum & Forster Ind Co	DE	282	292	0	452	281
Cumis Ins Society Inc	IA	2,953	3,043	0	2,071	2,165

PROPERTY & CASUALTY TOTAL BUSINESS CY 2024 (\$000)

Company Name	Dom	Direct Written Prem	Direct Earned Prem	Divi-dends Paid	Direct Losses Paid	Direct Losses Incurred
Dairyland Ins Co	WI	0	0	0	0	0
DB Ins Co Ltd (US Branch)	HI	471	166	0	1	9
Dealers Assur Co	OH	129	118	0	172	170
Dentists Ins Co	CA	513	554	9	16	-234
Developers Surety & Ind Co	CA	0	15	0	0	4
Diamond State Ins Co	IN	0	0	0	0	0
Doctors Co An Interins Exch	CA	432	472	0	0	-761
Eastguard Ins Co	NE	96	107	0	13	5
Empire Fire & Marine Ins Co	IL	2,976	2,899	0	419	426
Employers Assur Co	FL	341	312	0	135	225
Employers Compensation Ins Co	CA	-70	-29	0	110	146
Employers Ins Co of NV	NV	3	13	0	0	0
Employers Ins Co of WaUSAu	WI	10,029	9,851	0	2,579	854
Employers Mut Cas Co	IA	49	51	0	1	19
Employers Preferred Ins Co	FL	1,176	1,176	0	930	1,850
Enact Mortgage Ins Corp	NC	1,634	1,741	0	119	-374
Enact Mortgage Ins Corp of NC	NC	1	1	0	0	0
Endurance Amer Ins Co	DE	14,895	14,852	0	6,355	5,924
Endurance Assur Corp	DE	402	353	0	0	55
Essent Guar Inc	PA	1,804	1,910	0	329	44
Essentia Ins Co	MO	721	693	0	153	184
Euler Hermes N Amer Ins Co	MD	19	30	0	0	1
Everest Denali Ins Co	DE	1,705	1,403	0	11	626
Everest Natl Ins Co	DE	4,855	4,614	0	730	4,077
Everest Premier Ins Co	DE	756	761	0	322	803
Everest Reins Co	DE	0	2	0	0	13
Evergreen Natl Ind Co	OH	0	0	0	0	0
Everspan Ins Co	AZ	15	12	0	0	4
Executive Risk Ind Inc	DE	113	109	0	0	-13
Factory Mut Ins Co	RI	30,895	28,351	0	890	817
Fair Amer Ins & Reins Co	NY	120	141	0	0	21
Falls Lake Natl Ins Co	OH	26	255	0	449	1,337
Farmers Grp Prop & Cas Ins Co	RI	203	223	0	116	79
Farmington Cas Co	CT	0	0	0	0	-4
Federal Ins Co	IN	4,742	4,648	0	1,103	1,088

Company Name	Dom	Direct Written Prem	Direct Earned Prem	Divi-dends Paid	Direct Losses Paid	Direct Losses Incurred
Federated Mut Ins Co	MN	8	8	0	0	0
Federated Rural Electric Ins Exch	KS	0	0	0	0	0
Federated Serv Ins Co	MN	429	494	0	183	182
Fidelity & Deposit Co of MD	IL	2,162	2,452	0	0	14
Fidelity & Guar Ins Co	IA	-18	-18	0	42	-185
Fidelity & Guar Ins Underwriters Inc	WI	0	0	0	0	0
Firemans Fund Ins Co	IL	1,306	1,444	0	756	1,589
Firemens Ins Co of Washington DC	DE	0	0	0	0	0
First Colonial Ins Co	FL	7	9	0	0	0
First Fin Ins Co	IL	0	1	0	0	0
First Liberty Ins Corp	IL	938	849	0	14	137
First Natl Ins Co of Amer	NH	6	6	0	4	2,334
Florists Mut Ins Co	WI	1	53	0	35	19
Foremost Ins Co Grand Rapids MI	MI	4,762	4,347	0	1,792	2,066
Foremost Prop & Cas Ins Co	MI	226	223	0	251	245
Foremost Signature Ins Co	MI	0	0	0	0	-13
Fortress Ins Co	IL	29	24	0	0	-1
Freedom Specialty Ins Co	OH	20	20	0	0	-3
Garrison Prop & Cas Ins Co	TX	24,574	23,973	0	14,678	14,921
GEICO Advantage Ins Co	NE	47,844	48,281	0	31,005	28,750
Geico Cas Co	NE	0	0	0	24	16
GEICO Choice Ins Co	NE	24,377	24,741	0	16,077	13,834
Geico Gen Ins Co	NE	11,349	11,480	0	7,258	7,430
Geico Ind Co	NE	6,220	6,328	0	3,448	3,362
GEICO Marine Ins Co	NE	871	880	0	646	611
GEICO Secure Ins Co	NE	9,936	10,140	0	7,275	6,472
General Cas Co of WI	WI	20	30	0	997	742
General Ins Co of Amer	NH	205	145	0	0	30
General Reins Corp	DE	0	0	0	0	93
General Security Natl Ins Co	NY	23	26	0	0	16
General Star Natl Ins Co	DE	0	0	0	0	26
Generali Us Branch	NY	2,156	2,116	0	478	438
Genesis Ins Co	DE	392	936	0	0	-142

PROPERTY & CASUALTY TOTAL BUSINESS CY 2024 (\$000)

Company Name	Dom	Direct Written Prem	Direct Earned Prem	Dividends Paid	Direct Losses Paid	Direct Losses Incurred
Glencar Ins Co	WI	225	157	0	0	76
Government Employees Ins Co	NE	5,197	5,304	0	3,065	3,084
Granite State Ins Co	IL	2,195	2,281	0	2,223	4,629
Gray Ins Co	LA	35	17	0	0	2
Great Amer Alliance Ins Co	OH	450	493	0	74	112
Great Amer Assur Co	OH	5,128	4,936	0	183	3,255
Great Amer Ins Co	OH	8,376	9,155	0	1,952	1,921
Great Amer Ins Co of NY	NY	388	367	0	553	222
Great Amer Security Ins Co	OH	216	165	0	0	98
Great Amer Spirit Ins Co	OH	123	117	0	38	105
Great Divide Ins Co	ND	8,505	8,846	0	3,342	3,994
Great Midwest Ins Co	TX	308	316	0	0	2
Great Northern Ins Co	IN	311	263	0	119	109
Greenwich Ins Co	DE	488	342	0	91	64
Guarantee Co of N Amer USA	MI	48	53	0	0	4
GuideOne Ins Co	IA	11	11	0	2	-32
Hallmark Ins Co	AZ	0	0	0	0	-3
Hanover Amer Ins Co	NH	21	20	0	0	2
Hanover Ins Co	NH	681	624	0	937	220
Harco Natl Ins Co	IL	563	591	0	0	82
Hartford Accident & Ind Co	CT	61	59	0	2	12
Hartford Cas Ins Co	IN	253	198	0	21	35
Hartford Fire Ins Co	CT	1,616	3,260	0	163	1,181
Hartford Ins Co of The Midwest	IN	8,393	8,744	0	4,348	2,639
Hartford Steam Boil Inspec & Ins Co	CT	714	671	0	16	39
Hartford Underwriters Ins Co	CT	47	50	0	0	-55
HDI Global Ins Co	IL	900	850	0	0	-365
Hiscox Ins Co Inc	IL	344	413	0	30	20
Homesite Ins Co	WI	2,676	2,748	0	217	411
Horace Mann Ins Co	IL	4,235	4,261	0	1,657	1,399
Horace Mann Prop & Cas Ins Co	IL	2,398	2,424	0	1,096	1,152
Hudson Ins Co	DE	702	726	0	30	-151
Illinois Ins Co	NM	1,922	1,881	0	151	433
Illinois Natl Ins Co	IL	2,664	2,568	0	3,874	3,234

Company Name	Dom	Direct Written Prem	Direct Earned Prem	Dividends Paid	Direct Losses Paid	Direct Losses Incurred
Imperium Ins Co	TX	3	4	0	0	1
Indemnity Ins Co of North Amer	PA	1,966	1,795	0	12	-464
Indemnity Natl Ins Co	MS	165	218	0	0	8
Independence Amer Ins Co	DE	1,907	1,856	0	819	961
Insurance Co of N Amer	PA	60	63	0	35	582
Insurance Co of The State of PA	IL	467	470	0	1,223	179
Insurance Co of The West	CA	2,903	2,832	0	11	-9
Integon Natl Ins Co	NC	1,151	1,227	0	862	1,084
International Fidelity Ins Co	NJ	4	3	0	0	-1
Intrepid Cas Co	IA	3	1	0	0	0
Intrepid Ins Co	IA	523	511	0	110	137
Ironshore Ind Inc	IL	201	195	0	-1	102
Jefferson Ins Co	NY	11,222	11,162	0	1,081	1,028
Jet Ins Co	NC	49	36	0	0	5
Jewelers Mut Ins Co S I	WI	241	243	0	41	67
Key Risk Ins Co	IA	6	2	0	0	1
Lancer Ins Co	IL	1,655	1,499	0	61	127
Lexington Natl Ins Corp	FL	96	76	0	0	0
Lexon Ins Co	TX	2,089	2,111	0	7	150
Liberty Ins Corp	IL	1,548	1,670	0	1,143	174
Liberty Ins Underwriters Inc	IL	3,571	3,580	0	3,000	2,831
Liberty Mut Fire Ins Co	WI	10,901	11,094	0	3,513	4,119
Liberty Mut Ins Co	MA	13,944	14,683	0	2,684	4,996
Liberty Northwest Ins Corp	OR	0	0	0	1,379	-205
LIO Ins Co	AZ	2	1	0	0	0
LM Ins Corp	IL	4,944	4,740	0	1,568	1,894
Lyndon Southern Ins Co	DE	61	56	0	18	23
MAG Mut Ins Co	GA	44	42	0	0	24
Manufacturers Alliance Ins Co	PA	201	216	0	6	-274
Markel Amer Ins Co	VA	4,229	4,443	0	3,036	3,153
Markel Ins Co	IL	6,781	6,361	0	2,326	3,113
Massachusetts Bay Ins Co	NH	39	47	0	19	18
MBIA Ins Corp	NY	0	10	0	0	0
Medical Ins Exch of CA	CA	9,282	9,215	350	3,426	6,343
Medical Protective Co	IN	532	518	0	0	107

PROPERTY & CASUALTY TOTAL BUSINESS CY 2024 (\$000)

Company Name	Dom	Direct Written Prem	Direct Earned Prem	Dividends Paid	Direct Losses Paid	Direct Losses Incurred
MEMIC Ind Co	NH	-10	6	0	20	49
Merchants Bonding Co a Mut	IA	1,051	964	0	2	52
Merchants Natl Bonding Inc	IA	583	551	0	0	28
Metropolitan Gen Ins Co	RI	847	634	0	476	497
MIC Gen Ins Corp	MI	837	1,303	0	1,442	1,757
MIC Prop & Cas Ins Corp	MI	300	295	0	135	186
Middlesex Ins Co	WI	0	0	0	0	0
Midvale Ind Co	WI	298	238	0	270	314
Midwest Employers Cas Co	DE	2,160	2,006	0	687	741
Milford Cas Ins Co	DE	1,249	1,192	0	254	-17
Mitsui Sumitomo Ins Co of Amer	NY	688	709	1	50	-6
Mitsui Sumitomo Ins USA Inc	NY	1,898	1,950	0	96	230
Mortgage Guar Ins Corp	WI	3,508	3,565	0	273	532
Motors Ins Corp	MI	32	32	0	0	0
Munich Reins Amer Inc	DE	0	0	0	0	20
National Amer Ins Co	OK	0	0	0	0	-1
National Cas Co	OH	3,300	3,047	0	1,950	1,180
National Farmers Union Prop & Cas	NC	0	0	0	0	2
National Fire Ins Co of Hartford	IL	892	365	1	87	227
National Gen Ins Co	MO	238	223	0	74	115
National Ind Co	NE	3,200	3,106	0	960	893
National Interstate Ins Co	OH	7,238	7,075	0	3,607	-316
National Liab & Fire Ins Co	CT	4,091	4,102	0	2,912	1,430
National Mortgage Ins Corp	WI	1,479	1,497	0	0	149
National Public Finance Guar Corp	NY	0	66	0	0	0
National Specialty Ins Co	TX	5,557	5,507	0	3,246	3,142
National Surety Corp	IL	0	0	0	27	-20
National Union Fire Ins Co of Pittsb	PA	11,725	14,300	0	4,573	-3,845
Nationwide Mut Ins Co	OH	836	645	0	292	308
Nationwide Prop & Cas Ins Co	OH	0	0	0	0	0
Navigators Ins Co	NY	3,743	3,733	0	642	722
NCMIC Ins Co	IA	360	365	24	0	-2

Company Name	Dom	Direct Written Prem	Direct Earned Prem	Dividends Paid	Direct Losses Paid	Direct Losses Incurred
New England Ins Co	CT	0	0	0	0	2
New Hampshire Ins Co	IL	2,868	3,051	0	1,214	1,199
New York Marine & Gen Ins Co	NY	590	695	0	1,321	1,096
Norcal Ins Co	CA	2,782	3,101	0	2,025	163
Norguard Ins Co	NE	362	428	0	105	215
North Pointe Ins Co	PA	7	6	0	0	-5
North River Ins Co	NJ	881	1,175	0	39	210
Northland Cas Co	CT	37	514	0	32	-680
Nova Cas Co	NY	250	283	0	36	19
Nutmeg Ins Co	CT	362	262	0	5	66
Oak River Ins Co	NE	906	925	0	626	629
OBI Amer Ins Co	PA	0	0	0	0	0
OBI Natl Ins Co	PA	9	9	0	0	1
Obsidian Ins Co	OH	11	11	0	23	23
Occidental Fire & Cas Co of NC	NC	6,263	5,636	0	4,184	2,403
Ohio Cas Ins Co	NH	12,576	12,945	0	15,089	5,911
Ohio Ind Co	OH	58	60	0	0	-1
Ohio Security Ins Co	NH	24,175	23,804	0	14,506	14,090
Old Republic Gen Ins Corp	IL	18	18	0	0	6
Old Republic Ins Co	PA	5,000	4,502	7	474	2,403
Pacific Employers Ins Co	PA	16	18	0	79	-307
Pacific Ind Co	DE	388	409	0	24	-16
Palomar Specialty Ins Co	OR	225	194	0	0	90
Park Natl Ins Co	DE	2	1	0	0	0
Peak Prop & Cas Ins Corp	WI	0	0	0	0	0
Penn Amer Ins Co	PA	-1	-1	0	0	-54
Pennsylvania Lumbermens Mut Ins	PA	28	28	0	0	0
Pennsylvania Manufacturers Assoc Ins	PA	2,310	2,232	0	427	485
Pennsylvania Manufacturers Ind Co	PA	202	214	0	66	-43
Permanent Gen Assur Corp	WI	60	63	0	167	89
Petroleum Cas Co	TX	0	0	0	0	0
Pharmacists Mut Ins Co	IA	154	180	0	-4	-20

PROPERTY & CASUALTY TOTAL BUSINESS CY 2024 (\$000)

Company Name	Dom	Direct Written Prem	Direct Earned Prem	Dividends Paid	Direct Losses Paid	Direct Losses Incurred
Philadelphia Ind Ins Co	PA	8,652	8,670	0	3,043	1,375
Phoenix Ins Co	CT	1,062	1,190	0	1,280	1,082
Physicians Ins A Mut Co	WA	718	728	0	650	-392
Pinnacle Nat Ins Co	TX	0	0	0	0	-18
Plateau Cas Ins Co	TN	26	26	0	0	8
Platte River Ins Co	NE	60	69	0	0	0
Plaza Ins Co	IA	0	0	0	0	0
Point Specialty Ins Co	WI	2	1	0	1	1
Praetorian Ins Co	PA	68	70	70	270	1,143
Pre Paid Legal Cas Inc	OK	283	282	0	82	82
Preferred Professional Ins Co	NE	18	18	0	0	13
Privilege Underwriters Recp Exch	FL	1,598	1,472	0	392	660
ProAssurance Ins Co of Amer	IL	174	197	0	0	0
Procentury Ins Co	MI	0	0	0	0	0
Professional Solutions Ins Co	IA	1	0	0	0	0
Progressive Cas Ins Co	OH	34	33	0	1	52
Progressive Direct Ins Co	OH	63,587	59,789	0	28,638	31,698
Progressive Northwestern Ins Co	OH	3,434	3,259	0	1,319	1,217
Progressive Specialty Ins Co	OH	23,526	22,748	0	10,519	12,443
Property & Cas Ins Co of Hartford	IN	5	11	0	4	6
Proselect Ins Co	NE	7	9	0	0	2
Protective Ins Co	IN	618	629	0	148	120
Protective Prop & Cas Ins Co	MO	33	37	0	0	0
QBE Ins Corp	PA	1,968	1,836	0	411	-2,463
Radian Guar Inc	PA	4,269	4,380	0	-63	-24
Redwood Fire & Cas Ins Co	NE	1,045	634	0	274	428
Regent Ins Co	WI	9	27	0	2	-27
Republic Ind Co of Amer	CA	4,463	4,599	-41	3,225	2,654
Republic Ind Co of CA	CA	18	19	0	48	4
Repwest Ins Co	AZ	360	359	0	2	4
Response Worldwide Ins Co	IL	0	0	0	0	0
Riverport Ins Co	IA	11	6	0	-11	-91
RiverStone Intl Ins Inc	MA	122	122	0	86	-278

Company Name	Dom	Direct Written Prem	Direct Earned Prem	Dividends Paid	Direct Losses Paid	Direct Losses Incurred
RLI Ins Co	IL	2,444	2,382	0	84	-17
Rockwood Cas Ins Co	PA	2	2	0	0	-18
RSUI Ind Co	NH	2,462	2,477	0	42	30
Rural Comm Ins Co	MN	54	51	0	0	-5
Safeco Ins Co of Amer	NH	7,845	7,295	0	2,923	4,014
Safeco Ins Co of IL	IL	549	563	0	126	96
Safeco Ins Co of IN	IN	39,805	37,831	0	15,824	15,329
Safety First Ins Co	IL	0	0	0	0	0
Safety Natl Cas Corp	MO	3,594	3,515	0	883	-152
Sagamore Ins Co	IN	0	0	0	-1	-1
Scottsdale Ind Co	OH	0	0	0	0	-1
Securian Cas Co	MN	2,928	2,974	0	1,605	1,586
Security Natl Ins Company	DE	206	173	0	40	-10
Selective Ins Co of Amer	NJ	101	93	0	192	193
Seneca Ins Co Inc	NY	11	11	0	0	2
Sentinel Ins Co Ltd	CT	0	2	0	0	0
Sentry Cas Co	WI	18	16	0	0	-79
Sentry Ins Co	WI	996	847	0	282	52
Sentry Select Ins Co	WI	2,121	2,074	0	1,160	1,692
Service Amer Ind Co	OK	101	106	0	0	-3
Seven Seas Ins Co Inc	FL	2	2	0	0	0
SFM Mut Ins Co	MN	3	2	0	0	0
SiriusPoint Amer Ins Co	NY	5,885	4,520	0	910	3,212
Sompo Amer Fire & Mar Ins Co Amer	NY	973	966	0	116	527
Sompo Amer Ins Co	NY	2,141	2,067	0	812	1,552
Sparta Ins Co	CT	0	0	0	0	0
Spinnaker Ins Co	IL	799	706	0	746	1,350
St Paul Fire & Marine Ins Co	CT	1	1	0	335	1,538
St Paul Guardian Ins Co	CT	-40	-40	0	0	-26
St Paul Mercury Ins Co	CT	1	1	0	0	-8
St Paul Protective Ins Co	CT	0	0	0	0	1
Standard Fire Ins Co	CT	0	0	0	7	46
Star Ins Co	MI	15	20	0	0	5
Starnet Ins Co	IA	1,152	1,176	0	133	87

PROPERTY & CASUALTY TOTAL BUSINESS CY 2024 (\$000)

Company Name	Dom	Direct Written Prem	Direct Earned Prem	Dividends Paid	Direct Losses Paid	Direct Losses Incurred
Starr Ind & Liab Co	TX	15,884	16,578	0	4,745	8,243
Starr Specialty Ins Co	TX	2,614	2,833	889	628	401
StarStone Natl Ins Co	DE	7,790	8,000	0	1,600	2,893
State Farm Fire & Cas Co	IL	131,140	127,370	0	82,100	78,954
State Farm Mut Auto Ins Co	IL	195,436	190,148	0	132,626	139,538
State Natl Ins Co Inc	TX	1,276	1,166	0	238	81
Stillwater Ins Co	CA	300	295	0	299	393
Stonington Ins Co	PA	1	1	0	0	-5
Stratford Ins Co	NH	4,934	4,582	0	959	685
Sun Surety Ins Co	SD	0	0	0	14	14
SUNZ Ins Co	FL	56	56	0	0	13
Suretec Ins Co	TX	441	390	0	0	97
Sutton National Ins Co	OK	281	54	0	0	17
Swiss Re Corp Solutions Amer Ins Co	MO	3,544	3,473	0	1,886	2,021
Swiss Re Corp Solutions Elite Ins Co	MO	9,117	9,298	0	451	939
Swiss Re Corp Solutions Premier Ins	MO	35	35	0	0	4
T H E Ins Co	LA	549	564	0	1,828	1,199
Teachers Ins Co	IL	525	538	0	353	513
Technology Ins Co Inc	DE	768	667	0	159	459
The Cincinnati Ins Co	OH	204	184	0	2	31
The Gray Cas & Surety Co	LA	211	162	0	0	0
The Pie Ins Co	OH	570	347	0	61	154
The Travelers Cas Co	CT	0	0	0	0	0
TIG Ins Co	CA	0	0	0	0	0
TNUS Ins Co	NY	0	0	0	0	3
Tokio Marine Amer Ins Co	NY	440	1,185	0	792	-1,323
Toyota Motor Ins Co	AZ	764	672	0	288	393
Trans Pacific Ins Co	NY	0	0	0	1	65
Transamerica Cas Ins Co	IA	2	2	0	0	0
Transguard Ins Co of Amer Inc	IL	73	93	0	177	461
Transportation Ins Co	IL	908	706	50	1,988	9,467
TravCo Personal Ins Co	CT	0	0	0	0	-9

Company Name	Dom	Direct Written Prem	Direct Earned Prem	Dividends Paid	Direct Losses Paid	Direct Losses Incurred
Travelers Cas & Surety Co	CT	861	800	1	70	63
Travelers Cas & Surety Co of Amer	CT	9,672	10,341	0	119	1,014
Travelers Cas Co of CT	CT	0	0	0	0	0
Travelers Cas Ins Co of Amer	CT	0	0	0	0	0
Travelers Constitution State Ins Co	CT	0	0	0	0	0
Travelers Ind Co	CT	4,000	3,646	0	737	987
Travelers Ind Co of Amer	CT	2,842	2,952	0	1,537	2,209
Travelers Ind Co of CT	CT	821	885	0	38	271
Travelers Prop Cas Co of Amer	CT	14,276	14,081	0	4,698	3,692
Tri State Ins Co of MN	IA	22	22	0	7	11
Trisura Ins Co	OK	821	504	0	0	172
Triton Ins Co	TX	5	5	0	0	0
Triumphe Cas Co	OH	1,020	960	0	65	179
Truck Ins Exch	CA	-1	-1	0	0	7
Trumbull Ins Co	CT	0	1	0	0	-2
Twin City Fire Ins Co Co	IN	554	526	2	222	107
Umialik Ins Co	AK	145,550	133,315	0	38,971	46,722
Union Ins Co	IA	7	7	0	0	0
United Cas & Surety Ins Co	NE	49	63	0	0	10
United Financial Cas Co	OH	16,369	14,739	0	7,330	8,653
United Fire & Cas Co	IA	283	171	0	0	6
United Guar Residential Ins Co	NC	286	307	0	0	-22
United Serv Automobile Assn	TX	72,035	70,125	6,389	39,308	38,730
United States Fidelity & Guar Co	CT	0	0	0	5	-77
United States Fire Ins Co	DE	3,643	3,009	0	920	1,073
United States Liab Ins Co	NE	499	506	0	0	2
United WI Ins Co	WI	18	9	0	0	13
Universal Fire & Cas Ins Co	IN	6	3	0	0	0
Universal Underwriters Ins Co	IL	2,719	797	0	798	937
Universal Underwriters of TX Ins	IL	0	0	0	0	-1
US Specialty Ins Co	TX	6,799	6,874	0	4,170	1,505
USAA Cas Ins Co	TX	50,003	48,272	1,468	27,587	27,384
USAA Gen Ind Co	TX	44,395	43,211	0	28,611	28,123

PROPERTY & CASUALTY TOTAL BUSINESS CY 2024 (\$000)

Company Name	Dom	Direct Written Prem	Direct Earned Prem	Dividends Paid	Direct Losses Paid	Direct Losses Incurred
Valley Forge Ins Co	PA	509	205	0	160	-266
Vanliner Ins Co	OH	456	482	0	56	105
Vantapro Specialty Ins Co	AR	-3	-3	0	0	-25
Vigilant Ins Co	NY	25	27	0	874	363
Virginia Surety Co Inc	IL	515	350	0	434	519
Watford Ins Co	MO	0	0	0	0	1
WaUSAu Business Ins Co	WI	0	1	0	74	-48
WaUSAu Underwriters Ins Co	WI	0	-3	0	1,209	-1,059
WCF Natl Ins Co	UT	169	224	0	147	-93
WCF Select Ins Co	UT	33	29	0	30	21
Wellfleet Ins Co	IN	121	98	0	0	4
Wellfleet NY Ins Co	NY	1,794	1,850	0	607	537
Wesco Ins Co	DE	54	63	0	189	208
West Amer Ins Co	IN	3,964	4,093	0	1,541	811
West Bend Ins Co	WI	69	44	0	0	5
Westchester Fire Ins Co	PA	1,305	1,330	0	1,125	1,195

Company Name	Dom	Direct Written Prem	Direct Earned Prem	Dividends Paid	Direct Losses Paid	Direct Losses Incurred
Western Natl Mut Ins Co	MN	472	468	0	7	24
Western Surety Co	SD	2,881	2,331	0	116	324
Westfield Ins Co	OH	22	17	0	0	2
Westport Ins Corp	MO	0	0	0	18	117
Work First Cas Co	DE	68	64	0	0	0
Wright Natl Flood Ins Co	TX	104	98	0	20	20
XL Ins Amer Inc	DE	4,790	4,641	0	538	-758
XL Specialty Ins Co	DE	4,679	4,766	0	1,071	207
Yosemite Ins Co	OK	0	0	0	228	-195
Zenith Ins Co	CA	9	8	0	4	15
Zurich Amer Ins Co	NY	23,968	22,164	0	8,265	4,636
Zurich Amer Ins Co of IL	IL	667	2,433	0	2,004	1,162
TOTAL COMPANIES: 496		1,937,293	1,890,024	11,676	925,579	872,530

TITLE INSURANCE COMPANIES CY 2024 (\$000)

Company Name	NAIC #	DOM	Market Share	Assets	Surplus	Direct Prem Written	Direct Prem Earned	Direct Losses Paid	Direct Losses Incurred
First Amer Title Ins Co	50814	NE	25.25%	3,555,214	1,559,075	7,223	7,235	258	491
Doma Title Ins Inc	50130	SC	0%	130,091	36,437	0	0	0	0
AmTrust Title Ins Co	51578	NY	0%	59,600	37,562	0	0	0	0
First Natl Title Ins Co	14240	TX	0%	75,500	41,250	0	0	0	0
Chicago Title Ins Co	50229	FL	4.89%	1,482,213	625,056	1,399	1,432	30	0
Commonwealth Land Title Ins Co	50083	FL	0%	599,361	352,044	0	1	0	0
Stewart Title Guar Co	50121	TX	55.47%	1,460,441	865,103	15,865	15,985	609	76
First Amer Title Guar Co	51624	TX	0%	99,522	70,397	0	0	0	0
Essent Title Ins Inc	12522	PA	0%	96,703	64,671	0	0	0	0
Fidelity Natl Title Ins Co	51586	FL	8.31%	1,387,083	554,190	2,377	2,428	0	0
Old Republic Natl Title Ins Co	50520	FL	6.08%	1,503,336	600,796	1,738	1,888	0	0
US Natl Title Ins Co	50030	MS	0%	2,483	1,179	0	0	0	0
WFG Natl Title Ins Co	51152	FL	0%	301,366	113,582	0	0	0	0
Total				10,752,913	4,921,342	28,602	28,969	897	568

SURPLUS LINES

Surplus Lines Premiums [82](#)

Premium Tax Audits [82](#)

UNAUTHORIZED AND INDEPENDENTLY PROCURED PREMIUMS AND TAXES [83](#)

NON-ADMITTED PREMIUMS AND TAXES [83](#)

GUARANTY ASSOCIATIONS

Alaska Insurance Guaranty Association [85-86](#)

Alaska Life and Health Insurance Guaranty Association [87](#)

RISK RETENTION GROUPS [88](#)

AIR AMBULANCE SERVICE PROVIDERS [88](#)

PURCHASING GROUPS [89-90](#)

CONSUMER INFORMATION [91](#)

CONTACT THE DIVISION OF INSURANCE [91](#)

SURPLUS LINES PREMIUMS CY 2024 (\$000)

Line	Prem
Fire	7,549
Allied Lines	31,300
Multiple peril crop	17
Federal flood	316
Private flood	361
Farmowners multiple peril	2
Homeowners multiple peril	402
Commercial multiple peril - non-liability	6,654
Commercial multiple peril - liability	7,210
Mortgage guaranty	8

Line	Prem
Ocean Marine	181
Inland marine	4,017
Medical professional liability	2,918
Earthquake	15,353
Other liability	185,989
Excess workers' compensation	11
Products liability	186
Other commercial auto liability	1,739
Private passenger auto physical damage	265
Commercial auto physical damage	621

Line	Prem
Aircraft	6,908
Fidelity	36
Burglary and theft	38
Boiler and machinery	16
Credit	1,975
Warranty	150
Other lines of business	759
TOTAL	274,981

PREMIUM TAX AUDITS FY 2025

Audit No.	Surplus Lines Broker Name / Auditee	Audit Call	Report
TA 24-03	Safebuilt Insurance Services, LLC	July 19, 2024	September 24, 2024
TA 24-04	Aon Risk Services Central Inc	September 17, 2024	April 28, 2025
TA 24-05	CRC Insurance Services LLC	September 17, 2024	March 10, 2025

UNAUTHORIZED AND INDEPENDENTLY PROCURED PREMIUMS AND TAXES CY 2024 (\$000)

Unauthorized Insurance (Reported by Brokers)	Prem*	3.7% Tax	Marine Prem	.75% Tax
Alliant Insurance Services Inc			99	1
Amwins Access Insurance Services, LLC			9	0
AmWins Insurance Brokerage			77	1
Aon Risk Services Central, Inc			72	1
Ares Insurance Managers LLC			252	2
Arthur J Gallagher Risk Managment Serv Inc			3,218	24
CRC Insurance Services Inc			2	0
Exceptional Risk Advisors, LLC	1	0		
Hub International Northwest LLC			126	1
Maritime Program Group Inc			22	0
Marsh & McLennan Agency LLC			803	6
Marsh USA Inc			961	7
MGIS Underwriting Managers Inc	8	0		
Parker, Smith & Feek Insurance, LLC			165	1
Petersen International Underwriters	125	5		
Porter Spaulding Inc			1	0
RSG Specialty LLC			93	1
Ursus Insurance Services Inc			6	0
USI Insurance Services LLC			1,933	14
Total	\$134	\$5	\$7,839	\$59

Independently Procured Insurance (Reported by Insureds) (\$000)	Prem	3.7% Tax
Total	2,246	83

*Premiums under \$500 are rounded to zero.

NON-ADMITTED PREMIUMS AND TAXES REPORTED BY COMPANIES CY 2024 (\$000)

Non-Admitted Companies*	Prem	3.7% Tax
American Continental Insurance Company	9	0
American Home Life Insurance Company	5	0
American Retirement Life Insurance Company	50	2
Ameritas Life Insurance Corporation of NY	13	0
Auto-Owners Life Insurance Company	5	0
Christian Fidelity Life Insurance Company	6	0
Cigna National Health Insurance Company	4	0
Columbian Life Insurance Company	23	1
Combined Life Insurance Company of New York	3	0
Continental Life Insurance Company of Brentwood, TN	35	1
Cotton States Life Insurance Company	5	0
Erie Family Life Insurance Company	20	1
Farm Bureau Life Insurance Company	91	3
Federated Life Insurance Company	8	0
First Unum Life Insurance Company	12	0
Fortitude US Reins Co	7	0
Freedom Life Insurance Company of America	117	4
GPM Health and Life Insurance Company	13	0
Grange Life Ins Co	11	0
Great Western Insurance Company	39	1
Guaranty Income Life Insurance Company	1	0
Illinois Mutual Life Insurance Company	19	1
Mutual Savings Life Insurance Company	2	0
Omaha Supplemental Ins Co	3	0
Pekin Life Insurance Company	17	1
Pioneer Mutual Life Insurance Company	12	0
Protective Life and Annuity Insurance Company	2	0
Sagicor Life Insurance Company	7	0
Security Plan Life Insurance Company	1	0

Non-Admitted Companies*	Prem	3.7% Tax
Shelter Life Insurance Company	31	1
Southern Guaranty Insurance Company	6	0
Standard Life Insurance Company of New York	4	0
State Farm Life & Accident Assurance Company	28	1
The Western and Southern Life Insurance Co	81	3
Union National Life Insurance Company	1	0
United Farm Family Life Insurance Company	27	1
United Home Life Insurance Company	2	0
United Insurance Company of America	1	0
United Life Ins Co	8	0
United National Life Insurance Company of America	2	0
Unity Financial Life Insurance Company	10	0
Upstream Life Insurance Company	2	0
USAA Life Insurance Company of New York	21	1
Total	\$764	\$28

*Reported by companies

ALASKA INSURANCE GUARANTY ASSOCIATION CY 2024

All Insolvencies by Statutory Account - Combined Balance Sheet Information

December 31, 2024	Auto	Workers' Comp	Other	Administrative	Total
Assets					
Cash and cash equivalents	\$23,407	\$811,453	\$158,006	-	\$992,866
Investments	\$899,476	\$31,182,106	\$6,071,776	-	\$38,153,358
Assessments receivable	-	-	-	-	-
Interest receivable	\$2,796	\$96,933	\$18,875	-	\$118,604
Total assets	\$925,679	\$32,090,492	\$6,248,657	-	\$39,264,828
Liabilities And Members' Equity (Deficit)					
Accounts payable	-	\$12,861	-	-	\$12,861
Reserve for claims and claim adjustment expenses	-	\$13,239,339	\$1,339,151	\$47,387	\$14,625,877
Members' equity (deficit)	\$925,679	\$16,149,740	\$4,909,506	(\$47,387)	\$24,626,090
Total liabilities and members' equity	\$925,679	\$32,090,492	\$6,248,657	-	\$39,264,828
Combining Schedule of Changes in Members' Equity (Deficit)					
Assessments	-	-	-	\$300	\$300
Distributions from liquidators	-	\$118,359	-	\$2,913	\$121,272
Investment income (loss)	\$24,794	\$1,441,143	\$129,599	-	\$1,595,536
Total	\$24,794	\$1,559,502	\$129,599	\$3,213	\$1,717,108
Change in claims and claim adjustment expense reserves	-	(\$2,082,215)	\$1,130,221	(\$7,996)	(\$959,990)
Claims paid	-	\$673,224	-	-	\$673,224
Assessment refunds	-	-	-	-	-
Claim adjustment expenses paid	-	\$28,928	\$1,150	-	\$30,078
Administrative expenses	-	\$115,779	\$4,117	\$145,053	\$264,949
Allocation of administration costs	(\$2,563)	\$135,234	(\$13,539)	(\$119,132)	-
Total	(\$2,563)	(\$1,129,050)	\$1,121,949	\$17,925	\$8,261
Members' equity (deficit) change during year	\$27,357	\$2,688,552	(\$992,350)	(\$14,712)	\$1,708,847
Members' equity (deficit) beginning of year	\$898,322	\$16,149,740	\$5,901,856	(\$32,675)	\$22,917,243
Members' equity (deficit) end of year	\$925,679	\$18,838,292	\$4,909,506	(\$47,387)	\$24,626,090

ALASKA INSURANCE GUARANTY ASSOCIATION

Balance Sheets		
December 31	CY 2024	CY 2023
Assets		
Cash and cash equivalents	\$992,866	\$633,959
Assessments receivable	–	–
Investments	\$38,153,358	\$37,756,581
Interest receivable	\$118,604	\$141,212
Total assets	\$39,264,828	\$38,531,752
Liabilities and Members' Equity (Deficit)		
Accounts payable	\$12,861	\$28,639
Reserve for claims and claim adjustment expenses	\$14,625,877	\$15,585,867
Members' equity (deficit)	\$24,626,090	\$22,917,243
Total liabilities and members' equity	\$39,264,828	\$38,531,749
Statements of Activities		
Assessments	\$300	–
Distributions from liquidators	\$121,272	\$106,015
Investment income (loss)	\$1,595,536	\$1,629,586
Total	\$1,717,108	\$1,735,601
Change in claims and claim adjustment expense reserves	(\$959,990)	(\$2,216,244)
Claims paid	\$673,224	\$1,301,539
Assessment refunds	\$30,078	(\$2,266)
Claim adjustment expenses paid	–	\$31,958
Administrative expenses	\$264,949	\$292,839
Total	\$8,261	(\$592,174)
Net change in members' equity (deficit) during the year	\$1,708,847	\$2,327,775
Members' equity (deficit) beginning of year	\$22,917,243	\$20,589,468
Members' equity (deficit) end of year	\$24,626,090	\$22,917,243

Statements of Cash Flows		
December 31	CY 2024	CY 2023
Cash Flows from Operating Activities		
Net change in members' equity (deficit)	\$1,708,847	\$2,327,775
Adjustments to reconcile net change in members' equity (deficit) to net cash provided by (used in) operating activities:		
Unrealized (gain) loss on investments	(\$343,584)	(\$580,962)
Changes in assets and liabilities that provided (used) cash:		
Assessments receivable	–	–
Interest receivable	\$22,608	(\$39,199)
Accounts payable	(\$15,778)	\$2,010
Reserves for claims and claim adjustment expense	(\$959,990)	(\$2,216,244)
Net cash provided by operating activities	\$412,103	(\$506,620)
Cash Flows from Investing Activities		
Purchases of investments	(\$12,293,193)	(\$11,640,986)
Maturities of investments	\$12,240,000	\$12,080,000
Sales of investments	–	–
Net cash (used in) investing activities	(\$53,193)	\$439,014
Increase (Decrease) in cash and cash equivalents	\$358,910	(\$67,606)
Cash and cash equivalents, beginning of year	\$633,959	\$701,562
Cash and cash equivalents, end of year	\$992,866	\$633,956

ALASKA LIFE AND HEALTH INSURANCE GUARANTY ASSOCIATION CY 2024

Statement of Revenue Collected and Expenses Paid and Changes in Fund Balances

For the Year ended December 31, 2023

	Administrative Fund	Insolvency Fund	Total
Revenues			
Class A assessments received	\$83,300	–	\$83,300
Class B assessments received	–	\$1,249,471	\$1,249,471
Estate Distributions	–	\$7,991	\$7,991
Interest income	\$35,371	–	\$35,371
Miscellaneous income	\$323	–	\$323
Total revenue collected	\$118,994	\$1,257,462	\$1,376,456
Expenses			
NOLHGA dues and assessments	\$57,373	\$1,640	\$59,013
Executive Director fee	\$104,361	\$10,515	\$114,876
Accounting fees	\$9,591	–	\$9,591
Auditing fees	\$15,540	–	\$15,540
Travel	\$15,911	–	\$15,911
Annual meeting expenses	\$16,098	–	\$16,098
Zak assessment database	\$7,000	\$1,920	\$8,920
General and administrative expenses	\$10,100	\$160	\$10,260
Total expenses paid	\$235,974	\$14,235	\$250,209
Change in Fund Balance	\$(116,980)	\$1,243,227	\$1,126,247
Fund balances, beginning of year (audited balance of \$529,382, adjusted for \$34,993 of amounts related to accrual items to convert to modified cash basis)	\$314,132	\$612,945	\$927,077
Fund balances, end of year	\$197,152	\$1,856,172	\$2,053,324

Basis of Presentation

The Association prepares its financial statements on the modified cash basis of accounting (the accrual basis of accounting was utilized in years prior to 2017).

Under this basis, most revenues are recognized when collected rather than when earned, and expenditures are recognized when paid rather than when incurred. Consequently, some items such as investment income receivable and amounts payable for services to the Association are not presented in the financial statements.

RISK RETENTION GROUPS CY 2024*** (\$000)

NAIC#	DOM*	Group Name	Prem**
12934	VT	Academic Medical Professionals Insurance Risk Retention Group, LLC	0
13677	VT	Affiliates Insurance Reciprocal A Risk Retention Group	9
10023	VT	Alliance of Nonprofits for Ins RRG	0
11710	AZ	Allied Professionals Insurance Company RRG	40
10232	VT	American Assoc of Orthodontists RRG	22
12300	TX	American Contractors Insurance Co RRG	4
10903	VT	American Excess Insurance Exchange RRG	0
11590	VT	American Forest Casualty Company RRG	67
11598	AZ	Applied Medico-Legal Solutions Risk Retention Group Inc	192
13177	NV	Arcoa Risk Retention Group, Inc	57
13580	KY	Arise Boiler Inspection And Insurance Company RRG	10
15445	VT	Attorneys Liability Assurance Society Ltd, A Risk Retention Group	257
44504	HI	California Healthcare Insurance Company, Inc, A Risk Retention Group	1,986
11825	VT	Care Risk Retention Group, Inc	0
12373	DC	Caring Communities A Reciprocal Risk Retention Group	0
11839	DC	Circle Star Insurance Company, A Risk Retention Group	0
12172	VT	Claim Professionals Liability Insurance Company RRG	15
13613	VT	College Risk Retention Group	40
11798	VT	Continuing Care Risk Retention Group, Inc	0
14906	DC	Copic, A Risk Retention Group	4
15947	NC	County Hall Insurance Company Inc, A Risk Retention Group	0
14160	DC	Coverys RRG, Inc.	0
13720	MT	Crossfit Risk Retention Group Incorporated	7
15928	SC	Dan Risk Retention Group, Inc	65
14163	VT	Emergency Capital Mgmt LLC A RRG	0
12003	NV	Emergency Medicine Professional Assurance Company Risk Retention Group	0
10842	VT	Franklin Cas Ins Co RRG	7
11145	NV	Golden Insurance Company RRG	22
13973	NV	Government Technology Insurance Company Risk Retention Group, Inc	0
11941	VT	Green Hills Insurance Company, A Risk Retention Group	0
11832	DC	Health Care Industry Liability Reciprocal Ins Co, A Risk Retention Group	31
16957	NC	Healthcare Professional Long Term Care Risk Retention Group, Inc	0
16488	AL	Holman Transportation Risk Retention Group, Inc	0
17484	SC	Indigo Risk Retention Group, Inc	0
15211	DC	Lone Star Alliance, Inc, A Risk Retention Group	26
17034	SC	Long Iron Ins RRG Inc	0
13589	DC	MedPro RRG Risk Retention Group	582
44237	VT	Mental Health Risk Retention Group, Inc	252
14062	DC	Mmic Risk Retention Group, Inc	0
16700	AL	Motor Transport Mutual Risk Retention Group, Inc	0
26257	HI	Mutual Risk Retention Group Inc	0
36072	HI	National Guardian RRG Inc	0
14130	VT	NCMIC Risk Retention Group, Inc	47

NAIC#	DOM*	Group Name	Prem**
17336	DC	NLADA Mutual Insurance Co,A Risk Retention Group	3
17052	AL	Notting Hill Risk Retention Group, LLC	0
44121	IL	OMS National Insurance Company RRG	227
10353	VT	OOIDA Risk Retention Group Inc	0
44105	VT	Ophthalmic Mutual Insurance Company RRG	0
11973	VT	PCH Mutual Insurnce Company Inc A Risk Retention Group	410
15738	VT	Physicians Insurance Risk Retention Group	97
14366	DC	Preferra Insurance Company Risk Retention Group	61
44083	MO	Preferred Physicians Medical RRG Inc	21
15647	DC	Proassurance American Mutual, A Risk Retention Group	0
17328	AL	Professional Transportation Risk Retention Group, Inc	0
12209	VT	Restoration Risk Retention Group Inc	0
17635	VT	Risk Underwriters Group, LLC A Risk Retention Group	0
15744	SC	Romulus Risk Insurance Risk Retention Group, Inc	0
17185	AL	Securent Risk Retention Group, Inc	0
16902	SC	Security CAS RRG Inc	0
10754	AL	Spirit Mountain Insurance Company Risk Retention Group	28
10476	VT	Stico Mutual Insurance Company RRG	398
17046	AL	Technology Transportation Mut RRG Ins	0
10113	VT	Terra Insurance Company (A Risk Retn Grp)	849
14395	VT	Terrafirma Risk Retention Group LLC	15
14347	DC	The Doctors Company Risk Retention Group, A Reciprocal Exchange	0
11153	SC	Titan Insurance Company, Inc.a Risk Retention Group	0
10020	VT	United Educators Insurance A Reciprocal Risk Retention Group	846
15956	SC	Velocity Insurance Company, A Risk Retention Group	0
40940	CO	Western Pacific Mutual Ins Co (A RRG)	0
16887	AL	YRIG Risk Retention Group, Inc	0
TOTAL PREMIUMS			6,695

CAUTION: Risk Retention Groups are not subject to the Alaska Insurance Guaranty Association Act and federal law partially preempts them from certain Alaska insurance regulatory authority. Therefore, extreme caution should be exercised when considering a Risk Retention Group as an insurer.

*DOM is used as an abbreviation for State of Domicile throughout this report.

**Premiums under \$500 are rounded to zero.

***In compliance with 3AAC 24.010 - .290.

AIR AMBULANCE SERVICE PROVIDERS

DOM	Company Name
DE	Guardian Flight, LLC
AK	LifeMed Alaska, LLC.
WA	University of Washington
AK	QAAVIK Air, LLC

PURCHASING GROUPS CY 2024

Company Name	AK ID
123CPL	84275764
Adults & Childrens Risk Purchasing Group, Inc	84275084
Agents Professional Liability Service Organization	84275318
Alaska Independent Insurance Agents & Brokers Inc	84275072
Aliverisk RPG, Inc	84275879
Alliance of Event Planners & Vendors, LLC	84275776
Alliance of Nonprofits, LLC	84275775
Alliance of Real Estate Professional Services Purchasing Group	521632663
Allied Healthcare Providers Association RPG	84275692
Allied Professionals' Risk Purchasing Group, Inc	519912996
American Acupuncture Council PG	84274996
American Advantage Purchasing Group	84276023
American Association of Advertising Agencies Inc	84274997
American Health Care Professions Purchasing Group Association	84275021
American Massage Council Insurance Buying Group Inc	84275034
American Medical Professional Alliance Inc	84275000
American Ports Insurance Program RPG	84275544
American Real Estate PG, Inc	84276075
American Society of Health System Pharmacists Risk PG	84275020
American Specialty Sports & Entertainment PG	84275437
American Tax Preparers Purchasing Group	84275593
Apip Cyber & Pollution Programs, Inc RPG	84276018
Arthur J Gallagher Financial Services Professional Risk Purchasing Group, LLC	84275826
Arthur J. Gallagher Real Estate RPG, LLC	84275952
Artisan Contractors RPG	84276059
Association of Public and Private Educators	84275005
Association Resource Group PG	84275531
Associations and Professionals Liability Purchasing Group	84275006
Athletic Alliance Risk Purchasing Group	84275008
Attorneys' Advantage Risk Purchasing Group	84275811
Automotive Insurance Purchasing Group	84275847
AVMA Administrative Services, LLC	522068342
AVMA Professional Liability Insurance Trust Purchasing Group	84275009

Company Name	AK ID
Beauty Health & Trade Alliance	84275584
Behavioral Health Purchasing Group	84275535
Big I Risk Purchasing Group, LLC	84275779
Booking.com Risk Purchasing Group LLC	512338404
Chemical Society Risk Purchasing Group	84276027
Chirofutures Inc RPG	84275709
Clearwater Transportation Insurance Program	84275453
Coalition of Restaurants And Fine Dining Establishments, Inc	84276077
College And University Scholastic Excess RPG, LLC	84275976
College Risk Purchasing Group, Inc	84275639
Combined Real Estate Purchasing Enterprise, Inc	84275580
Commercial for Hire Transportation PG	84275281
Community Associations PG Inc	84275248
Coop RPG, Inc	84276136
Cultural & Historical Institutions PG, Inc	84275578
Designpro Purchasing Group	84275302
Distinguished Properties Associates Inc	84274874
Distinguished Properties Umbrella Managers Inc	84274877
DT Preferred Group, LLC	84275677
Education Support Purchasing Group	84275669
Educators Liability Insurance Purchasing Group of Missouri	84276034
Employment Practices Risk Management Association RPG	84275908
ERS Risk Purchasing Group Association Inc	84275295
Esellers RPG, Inc	515214163
Family Entertainment Centers Safety Assoc Inc	84275327
Financial Sales Professionals Purchasing Group	84274944
Financial Services Professional Risk Purchasing Group	84275532
Financial Solutions Risk Purchasing Group	84276100
First Indemnity PG, Inc	84275399
Fitness and Wellness Purchasing Group	84274860
Fraternal and Service Organizations Risk Purchasing Group	84276096
GGP Tenants Purchasing Group	84275959
Great American Cities Purchasing Group Inc	84275174
Habitat for Humanity Purchasing Group Inc	84275061

Company Name	AK ID
Harp, Inc	84275838
Health Care Professions Purchasing Group Association	84275019
Healthcare Professionals Purchasing Group, LLC	84276073
Healthcare Providers Service Organization	84275032
Horsemen of North America Safety Control Purchasing Group	84275035
Hospitality & Entertainment Trade Alliance RPG	509474276
Hudson Healthcare Purchasing Group	84275869
Hudson Railroad Protective Liability Group	84275508
Hudson Transportation Purchasing Group	84275735
Human and Social Services Risk Purchasing Group, LLC	510196119
Identity Crime Prevention, Inc	84275905
I-Elite Risk Purchasing Group LLC	84276038
IG Inc	84275036
Insurance Plus Risk Purchasing Group, LLC	84275767
Integrated Risk Facilities, Inc	84275397
International Entertainment & Sports RPG	84276087
IRF Construction Group Inc	84274951
IRF Hospitality Group Inc	84274950
IRF Manufacturing Group Inc	84274948
IRF Real Estate Operations Group Inc	84274949
IRF Restaurant Group Inc	84274947
IRF Retail Group Inc	84274946
IRF Service Group Inc	84274945
IRF Wholesale Group Inc	84274941
Knot One Purchasing Group LLC	522264017
Lawyers Protector Plan Purchasing Group	84275438
Life Agent Professional Risk Purchasing Group, LLC	521843058
Little League Baseball Risk Purchasing Group Inc	84275023
Localege Insurance Agents Risk Purchasing Group, Inc	511723681
Marsh Financial Services Risk Purchasing Group	521378502
Medical Professionals Program PG	84275326
Medpro Provider Solutions, Inc	84275874
Metropolitan Commercial Real Estate Assoc, Inc	84275607
Motors Insurance Purchasing Group Inc	84275042

PURCHASING GROUPS CY 2024

Company Name	AK ID	Company Name	AK ID	Company Name	AK ID
National Association of Broadcasters Risk PG	84275050	Paramount Manufacturing Group, Inc	84275899	Sig Sports, Leisure and Entertainment Risk Purchasing Group LLC	84275941
National Association of Independent Healthcare Professionals	84275052	Paramount Real Estate Group, Inc	84275442	Solidarity Purchasing Group	84275503
National Association of Insurance And Financial Advisors	84275049	Paramount Retail Group, Inc	84275898	Southwest Real Estate Purchasing Group Inc	84275201
National Association of Salaried Professionals PG Inc	84275046	Paramount Service Group, Inc	84275897	Special Event Liability Group Insurance Trust	84275188
National Automobile Dealers PG, Inc	84275579	Park Guard Risk Purchasing Group, Inc	523277182	Special Markets Purchasing Group, Inc	84276033
National Automotive Coalition, Inc	84275720	Park Hill Risk Purchasing Group, Inc	84276150	Specialty Solutions Risk Purchasing Group, Inc	523808545
National Automotive RPG, LLC	511279899	Preferred Delivery RPG, Inc	84275799	Specified Clubs of the American Relay League PG	84276002
National Chiropractic Council	84274942	Preferred Motor Sports Risk Purchasing Group	84275822	Spg Crane & Boom Truck Risk Purchasing Group, Inc	518953730
National Event Providers Association	84275618	Preferred Professional Purchasing Group	84275068	Sports & Fitness Ins P G Association	84275322
National Home Inspectors Risk Purchasing Group	84276104	Preferred Property Program, Inc	84275474	Sports and Recreation Providers Association	84275260
National Hospitality Risk Purchasing Group	84276098	Premier Hospitality Insurance Group, Inc	84275840	Sports Club Families of America RPG, LLC	510927871
National Newspaper Association	84275076	Primary Real Estate Insurance Management Enterprise, Inc	84275845	Spot Excess Purchasing Group, Inc	84276146
National Photographers Risk Purchasing Group	84276095	Prize Indemnity Association, RPG, Inc, NFP	522927297	Starr Wright Risk Purchasing Group, LLC	84275963
National Professional Purchasing Group Association Inc	84275102	Professional Agents Risk Purchasing Group, Inc	84276081	Stem Professions Risk Purchasing Group	521629408
National Programs Purchasing Group	84275065	Professional Auditors, Consultants & Engineers RPG	84275982	Strategic Hub International Excess Liability Defender Inc	84276091
National Real Estate Purchasing Group, Inc	84275965	Professional Counselors Purchasing Group Inc	84275106	T V and Radio Purchasing Group Inc	84275075
National Restaurant Owners PG Inc	84275417	Professional Industry Purchasing Group	84275891	The Contingent Workforce Risk Purchasing Group, Inc	521632475
National Retail Safety Association Inc	84275901	Professional Services Purchasing Group	84276159	The Shield Sports, Special Events and Entertainment Risk Purchasing Group	519912997
National Small Business PG, Inc	84276045	Promotion, Event and Prize Purchasing Group	84275780	TMS-CBS RPG, LLC	84275745
National Society of Dental Practitioners Inc	84275276	PSIC RPG Association	84274879	Transportation Owner Operators RPG	84276066
National Sports Purchasing Group, Inc	521629426	Psychologists Purchasing Group Association	84275124	Travel Agents Risk Purchasing Group, Inc	84276162
NCMIC Diversified Health RPG Association	84274880	Public and Non-Profit Excess Risk RPG (Panper) LLC	521632473	Trust for Insuring Educators Purchasing Group Trust PG	84275131
New York Life Agents Purchasing Group	84275374	Real Estate Agents and Brokers Risk Purchasing Group	509478350	Ullico Organized Labor Protection Group LLC	84275787
Next Wave Purchasing Group One, LLC	517032307	Real Estate Services Purchasing Association, The	84275678	United Risk Purchasing Group Inc	84274863
Nonprofit Community Organization Risk Purchasing Group	513585014	Recreation & Leisure Providers RPG, Inc	521993217	Venture Hospitality, Inc	84275538
Nonprofit Insurance Risk Purchasing Group, LLC	84276125	Renters Legal Liability Risk Purchasing Group, Inc	84275839	Volunteers Insurance Service Association Inc	84274873
Non-Profit Service Organization	84274898	Ryan Hospitality RPG	84276161	WBC Risk Purchasing Group, Inc	84275762
North American Data Security RPG	84275958	Safety Merchants & Retail Tenants Umbrella, Inc	84275929	WCPP Purchasing Group, Inc	84275511
Northpoint Data Security RPG, LLC	515918086	Scholastic First Risk Purchasing Group, LLC	84275991	Wellness ad Beauty Association RPG	84275700
Nurses Purchasing Group Association, Inc	84275022	School Support Purchasing Group	84275483	Wellness Insurance Network Risk Purchasing Group, LLC	517453214
Orion Health IP2 RPG LLC	509732685	Security America RPG LLC	84275955	Wellnesspro Purchasing Group	84275803
Orion Health RPG LLC	510227279	Select Hospitality Insurance Group, Inc	84275841	Willis Towers Watson Risk Purchasing Group, Inc	84275878
Outdoor & Recreational Insurance Program	84275187	SF Risk Management Group, LLC	84275506	Worldwide Outfitters & Guides Association Inc	84275273
Outdoor Solutions Risk Purchasing Group	84276094	Shahinian RPG, Inc	84275708	WSC Commercial Auto Liability Purchasing Group, LLC	522299267
Paramount Construction Group, Inc	84275900	Shel Risk Purchasing Group Association	84276056		
		Showstoppers(TM) Purchasing Group	84275467		

The Alaska Division of Insurance provides information for consumers on a variety of insurance topics online at: [Insurance.Alaska.Gov](https://www.commerce.alaska.gov)

You can also find the following publications on our website or contact us for a copy.

Natural Disasters

Post-Disaster Claims Guide

https://www.commerce.alaska.gov/web/Portals/11/Pub/INS_PostDisasterClaimsGuide.pdf

Health

Medicare Supplement Insurance (MEDIGAP) Rate Guide

<https://www.commerce.alaska.gov/web/portals/11/pub/Consumers/medicare-rate-guide.pdf>

Auto

Automobile Insurance Guide

<https://www.commerce.alaska.gov/web/portals/11/pub/AutoInsuranceGuide.pdf>

Home

Homeowners InsuranceGuide

https://www.commerce.alaska.gov/web/Portals/11/Pub/INS_HomeownersInsuranceGuide.pdf

Credits

Insurance Credit Scoring in Alaska

<https://www.commerce.alaska.gov/web/portals/11/pub/Consumers/Insurance-Credit-Scoring-in-Alaska.pdf>

Insurance Score Models

<https://www.commerce.alaska.gov/web/portals/11/pub/Consumers/Insurance-Score-Models.pdf>

Understanding How Insurers Use Credit Information

<https://www.commerce.alaska.gov/web/portals/11/pub/Consumers/Understanding-How-Insurers-Use-Credit-Information.pdf>

What Alaskans Need to Know About Credit Use

<https://www.commerce.alaska.gov/web/portals/11/pub/Consumers/What-Alaskans-Need-to-Know-about-Credit.pdf>

ADA Statement

The State of Alaska, Department of Commerce, Community, and Economic Development, Division of Insurance, complies with Title II of the Americans with Disabilities Act of 1990.

Upon request, this report will be made available in large print or other accessible formats.

Please direct requests for alternative formats to 907-465-2596 or for TTY/TDD call 711 or (800) 770-8973.

E-mail requests can be sent to: Insurance@Alaska.Gov