

Alaska Fuel Price Report:
Current Community Conditions
July 2015



Bill Walker, Governor

Department of Commerce, Community, and Economic Development

Chris Hladick, Commissioner

Division of Community and Regional Affairs

Katherine Eldemar, Division Director

Cover page photo credit:

Department of Commerce, Community, and Economic Development; Division of Community and Regional Affairs

Previous editions of *Alaska Fuel Price Report* may be found on DCRA's website:

<https://www.commerce.alaska.gov/web/dcra/>

The State of Alaska, Department of Commerce, Community, and Economic Development (DCCED), complies with Title II of the Americans with Disabilities Act of 1990. This publication is available in alternative communication formats upon request. Please contact dcra.publications@alaska.gov. The number for the DCCED Telephonic Device for the Deaf (TDD) is 1-907-465-5437.

INTRODUCTION AND METHODOLOGY

The Alaska Fuel Price Report contains a bi-annual collection of fuel prices quoted in 100 communities during the months of January and July. It illustrates current changes in fuel prices across Alaska, and also provides a historical perspective. The report highlights the price differences among Alaska communities and sheds light on the influence of transportation costs on the fuel prices in various locations. The effect of high transportation costs on the price of fuel, in part, explains the high costs of living in Alaska's remote locations.

To complement the fuel price information recorded from the survey, analysts at the Division of Community and Regional Affairs (DCRA) include monthly Alaska North Slope (ANS) crude price information and the national average prices of gasoline and heating fuel. The nationwide heating fuel prices are tracked only during the heating season that starts in October and stretches into March of the following year.

In 2005, the collection of fuel prices started out as a collaborative project between DCRA, Institute of Social and Economic Research (ISER) and Alaska Housing Finance Corporation (AHFC). The three agencies identified 270 communities to be surveyed and the questions to be included on the survey form. To accurately and consistently track longitudinal changes in fuel prices, the 2005 survey format and community sample were continually used through July, 2015. Therefore, the communities and core questionnaire items have remained the same.

DCRA surveys 100 communities, many of which were rural communities that had been recipients of DCRA's bulk fuel project assistance. These communities lie in the various regions of the state, as shown in Appendix A-1. AHFC surveys the remaining communities. DCRA publishes the fuel price report on the 100 communities it surveys every period. The information collected for all communities is recorded into the Community Database Online¹ and the Alaska Energy Data Gateway².

The current report contains monthly ANS crude price averages from March 2005 to June 2015, national heating fuel prices from March 2005 to March 2015, and national gasoline prices from March 2005 to July 2015, in addition to the statewide price quotations from the survey conducted between July 1 and 20, 2015. Local fuel retailers in the selected communities were contacted via telephone and asked to provide current per-gallon prices on heating fuel and gasoline (Appendix A-2) on the date of the survey. All fuel price quotes reflect prices at the vendors' pump stations or delivered price for heating fuel, depending on how fuel is distributed in the community. Therefore, survey results are one-time measurements and are representative of retail fuel prices on the particular day of contact. Heating fuel and gasoline prices may have changed between the time of contact and the publication of this report.

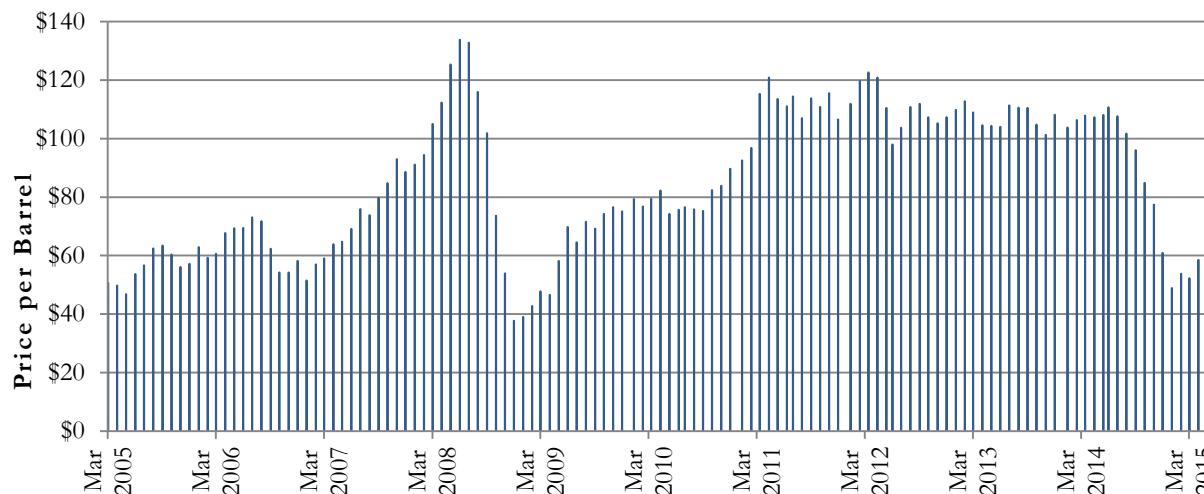
¹ Click on the following link to connect to the CDO: <https://www.commerce.alaska.gov/dcra/DCRAExternal>

² Click on the following link to connect to the AEDG: <https://akenergygateway.alaska.edu/>

ALASKA NORTH SLOPE CRUDE AND NATIONAL FUEL PRICES

Fluctuations in the price of Alaska North Slope crude oil generally correspond with changes in retail fuel prices in Alaska. However, changes in transportation modes of fuel delivery and the cost of a community's existing inventory, held in bulk, also exert strong influences on current local fuel price levels.

Figure 1. Alaska North Slope Crude: March 2005 to June 2015



The Alaska Department of Revenue's Tax Division records the price of ANS West Coast crude oil³ which has been tracked in this report from March 2005 to June 2015 (Figure 1). During this period, the price was highest in June 2008, at \$133.78 per barrel, and lowest in December 2008, when it was \$37.70. Since this unstable period in 2008, the prices steadily increased until mid 2011. From then on, average annual prices were at least \$107.60 or higher for three consecutive years, peaking at \$122.68 in March of 2012, the highest price recorded since 2008. The monthly average price for 2014 peaked in June at \$110.76 per barrel. From there, it dropped steadily to \$52.28 in March 2015, the lowest price since April 2009. As of June 2015 it had risen back to \$64.40.

The Energy Information Administration (EIA) has been tracking the national average price of gasoline⁴ since 1990, but this report includes information since March 2005, consistent with the time period included in this report for the ANS West Coast crude oil dataset. As seen in Figure 2, gasoline prices (all grades – conventional retail) did not follow a predictable pattern until 2011. Between March 2011 and June 2014, the difference between the minimum and maximum price was \$0.75 per gallon, with prices fluctuating between \$3.21 and \$3.96 per gallon. Average prices did not climb to peak levels or fall exceptionally until they began to drop steadily in July 2014. The rate of

³ Source: Alaska Department of Revenue, Tax Division. Retrieved on July 20, 2015, from: <http://www.tax.alaska.gov/programs/oil/prevaling/ans.aspx>

⁴ Source: U.S. Energy Information Administration. Retrieved on July 20, 2015, from: http://www.eia.gov/dnav/pet/pet_pri_gnd_dcus_nus_w.htm

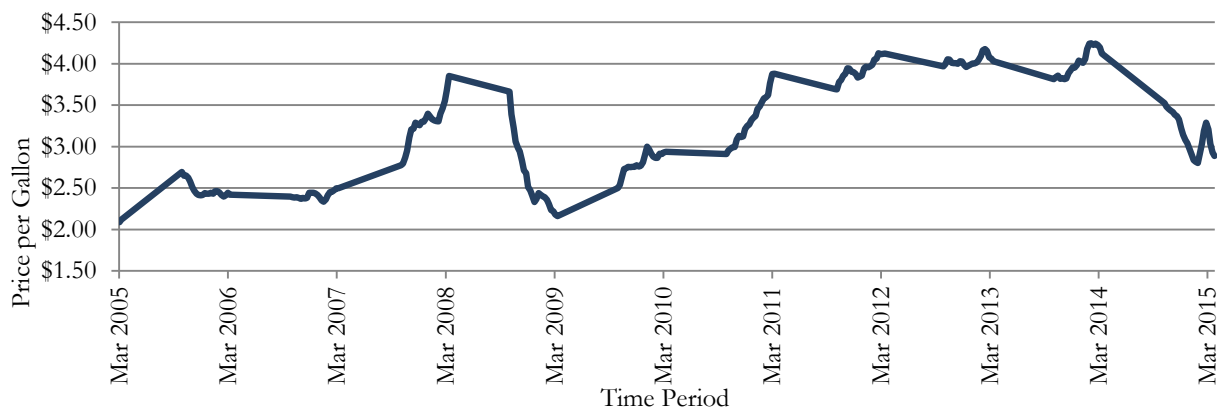
decline was steady until January 26, 2015, when average gas prices hit a low of \$2.07 per gallon. Prior to this, the lowest recorded gasoline price since March 2005 was \$1.64 on December 29, 2008. The most recent average price of \$2.78 per gallon was recorded on July 13, 2015. This is a 24% drop in price from the same date in 2014.

Figure 2. Weekly National Average Gasoline Price: March 2005 to July 2015



EIA also reports average residential heating prices, more specifically, heating fuel #2, since it is the most common fuel type used nationwide. Although heating fuel #2 is used in some Alaska communities, the more expensive heating fuel #1 is more common in Alaska communities since it is better suited for cold temperatures. It should be noted that price quotes are only representative of the type of heating fuel most commonly used in the respective locations.

Figure 3. Weekly National Average Heating Fuel: March 2005 to March 2015



As shown in Figure 3, national average heating fuel #2 prices followed the pattern of national average gasoline prices. In February 2014, heating fuel prices hit a record high of \$4.25. From then until February 2015, the national average price of heating fuel dropped steadily, falling to \$2.80 by February 2, 2015. On March 2, the price had risen back up to \$3.28, and the most recent price (on March 30) was \$2.89.

CURRENT FUEL PRICES ACROSS ALASKA

The prices of heating fuel and gasoline in 100 communities across seven regions of Alaska vary based on their location within Alaska and their proximity to the road system. Fuel price quotes in this report reflect prices as charged at the vendors' pump stations or delivered price for heating fuel, depending on how fuel is distributed in the community, and include local sales tax where applicable.

Table 1. July 2015: Retail Heating Fuel Prices per Gallon across Alaska

	Gulf Coast	Interior	Northern	Northwest	Southeast	Southwest	Western
High	\$6.52	\$9.00	\$3.00	\$7.22	\$5.27	\$8.21	\$7.30
Low	\$2.94	\$2.95	\$1.40	\$4.57	\$3.31	\$2.85	\$4.65
Average	\$3.86	\$5.35	\$1.85	\$6.01	\$3.92	\$5.26	\$6.25

As shown in Table 1, Alaska communities in the Western Region reported the highest average heating fuel retail price at \$6.25 per gallon, while Northern communities reported the lowest average retail price at \$1.85 per gallon. The North Slope Borough subsidizes residential heating fuel costs, and two of the seven communities surveyed use natural gas for heating. Excluding the Northern Region, Gulf Coast communities experienced the lowest average heating fuel price. The relatively short distance to fuel distribution centers and year-round marine access contribute to the lowest Alaska heating fuel prices at an average of \$3.86 per gallon. This also holds true for the Southeast Region, which has the next-lowest average price of \$3.92 per gallon. Although the Southwest Region has year-round marine access, the greater distance to distribution centers results in higher prices, with a current average of \$5.26. For a more detailed breakdown of fuel prices see Appendix A-2 (page 11).

Many Alaska communities are located off the road system and have limited and, at times, impaired (mostly due to weather) waterway access. Such isolation contributes to higher fuel costs. In the Northern, Northwest, and Western regions in particular, most communities depend on a few bulk fuel barge deliveries per year but only if weather and water levels allow the service. Sometimes, fuel must be flown into the community, further increasing the cost for consumers. This also means that when fuel prices drop elsewhere, these remote communities are still locked into a higher price until they receive another fuel shipment. For example, in their response to the survey, the community of Kaktovik mentioned that they have not received a shipment of fuel since August 2014. As a result, their heating fuel and gasoline prices have not changed since before the January 2015 survey was conducted.

Table 2. July 2015: Northern Region Heating Fuel and Gasoline Retail Prices

Community	Community Retailer	Heating Fuel Retail Price		Gasoline Retail Price
		Residential	Commercial	
Anaktuvuk Pass	Nunamiut Corporation	\$1.63	\$9.25	\$9.02
Atkasuk	Atkasuk Corporation	\$1.40	\$4.10	\$4.10
Barrow	BUEC, Inc	Natural Gas	Natural Gas	\$7.00
Kaktovik	Kaktovik Inupiat Corporation	\$3.00	\$9.00	\$7.50
Nuiqsut	Kuukpik Corporation	Natural Gas	Natural Gas	\$5.00
Point Hope	Tigara Corporation	\$1.74	\$7.99	\$5.76
Wainwright	Olgoonik Corporation	\$1.50	\$7.30	\$6.87

Of noteworthy importance, the North Slope Borough (Northern Region) has village corporations that distribute fuel to residents throughout the Northern Region and, within the community, charge only a delivery fee on a per-gallon basis (Table 2). The North Slope Borough does not subsidize heating fuel for commercial use. Consequently, the retail price of heating fuel for commercial entities is significantly higher than for residences. Two Northern Region communities, Barrow and Nuiqsut, heat primarily with natural gas.

To accurately summarize statewide heating fuel prices, it is appropriate to exclude Northern Region communities because the North Slope Borough subsidy for residential-use heating fuel and natural gas connections would skew the results and analysis. On average, excluding the seven Northern communities, heating fuel retailed at \$5.27 per gallon across the remaining surveyed Alaska communities. Hughes (Interior Region) reported the highest heating fuel retail price at \$9.00 per gallon (see Appendix A-2). In contrast, Akutan (Southwest Region) reported the lowest heating fuel price at \$2.85 per gallon for heating fuel #2. The lowest heating fuel #1 price (and second lowest overall heating fuel price, excluding Northern region communities) was \$2.94 per gallon in Ouzinkie.

As Table 3 illustrates, average gasoline prices per gallon also varied across Alaska by region. Communities in the Western Region reported the highest average gasoline retail price at \$6.48 per gallon and Southeast Region communities reported the lowest average retail price at \$4.03 per gallon. Statewide retail prices indicate significant variation in gasoline price. Arctic Village (Interior Region) reported the highest gasoline price at \$10.00 per gallon. Kodiak (Gulf Coast Region) reported the lowest gasoline retail price at \$3.22 per gallon. On average, gasoline retailed for \$5.82 per gallon across the 100 surveyed Alaska communities. This is a decrease of \$0.41 per gallon from the prior year's statewide average.

Table 3. July 2015: Retail Gasoline Prices per Gallon across Alaska

	Gulf Coast	Interior	Northern	Northwest	Southeast	Southwest	Western
High	\$7.34	\$10.00	\$9.02	\$7.87	\$4.85	\$8.00	\$7.54
Low	\$3.22	\$3.50	\$4.10	\$4.55	\$3.43	\$4.05	\$5.00
Average	\$4.80	\$5.97	\$6.46	\$6.46	\$4.03	\$5.76	\$6.48

In the Gulf Coast and Interior regions, some communities lie on the road system, and others do not. Because of the lack of accessibility in off-road system communities, heating fuel prices tend to be higher than in communities on the road system (Table 4). This contrast is stronger in the Interior, where the average prices for heating oil and gasoline for communities off the road system were \$2.89 and \$2.74 higher, respectively, than the average prices for communities on the road system. In the Gulf Coast Region, where many of the communities can be supplied year-round by barge, the average price was \$1.14 higher for heating fuel and \$1.35 higher for gasoline for communities off the road system than the average price for communities on the road system.

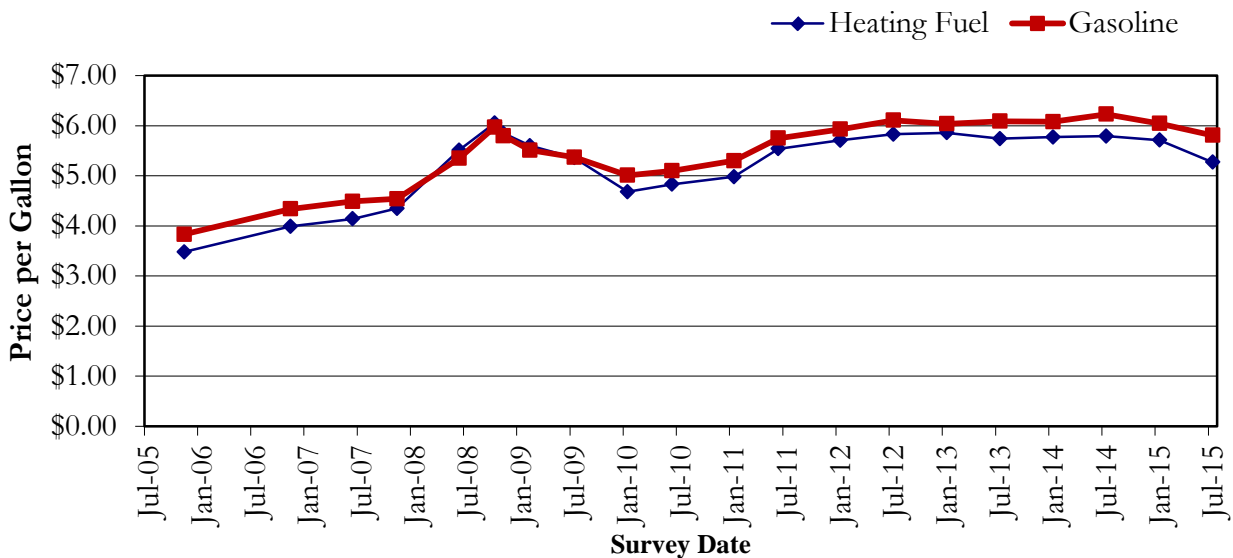
Table 4. July 2015 On the Road System and Off the Road System: Prices in the Gulf Coast and Interior Regions

Gulf Coast	On Road System	Off Road System	Interior	On Road System	Off Road System
Heating Fuel:			Heating Fuel:		
High	\$3.24	\$6.52	High	\$5.00	\$9.00
Low	\$2.95	\$2.94	Low	\$2.95	\$5.40
Average	\$3.10	\$4.24	Average	\$3.61	\$6.51
Gasoline:			Gasoline:		
High	\$4.02	\$7.34	High	\$5.00	\$10.00
Low	\$3.68	\$3.22	Low	\$3.50	\$5.50
Average	\$3.93	\$5.29	Average	\$4.27	\$7.01

CHANGE IN FUEL PRICES ACROSS ALASKA

Since July 2014, the average heating fuel price for the 100 surveyed communities has decreased by 9%, with some regional differences. Excluding the Northern Region communities, the average per gallon heating fuel price was \$5.79 in July 2014, decreasing to \$5.27 by July 2015 (Figure 4). The Northern region had a 17% increase in average price since July 2014. It is worth noting that this price increase is mostly due to the community of Kaktovik, where the price of heating fuel has doubled since last year. According to the fuel retailer in the community, this increase was due to rising shipping costs and an increase in the price charged by the distributor. In every other Northern region community (except those where natural gas is used), the price of heating fuel has changed only slightly if at all. All other regional prices reflected a decrease as shown (Figure 5): Gulf Coast (-22%), Interior (-6%), Northwest (-4%), Southeast (-16%), Southwest (-12%), and Western (-5%) regions.

Figure 4. Trend in Average Alaska Fuel Price



The average gasoline price of the surveyed communities decreased 7% from July 2014 to July 2015, falling from \$6.04 to \$5.82 per gallon (Figure 4). Every individual region also experienced an average decrease in price, as shown in figure 6. Regional price decreases over the past year were: Gulf Coast -13%, Interior -4%, Northern -1%, Northwest -4%, Southeast -15%, Southwest -8%, and Western -6%.

Figure 5. Heating Fuel Retail Prices by Region

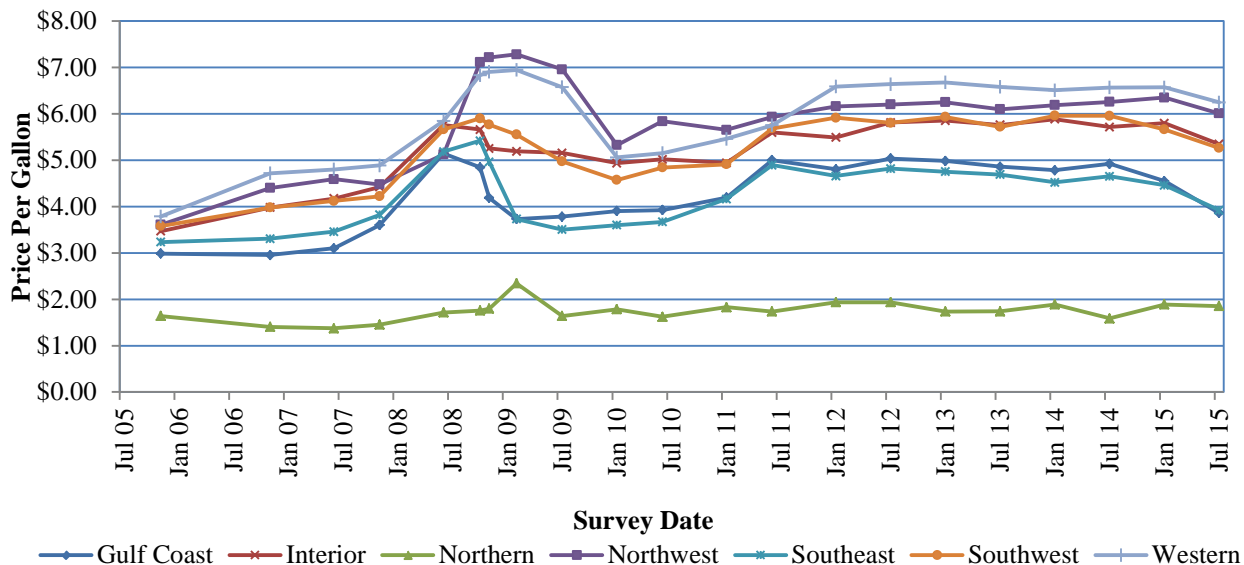
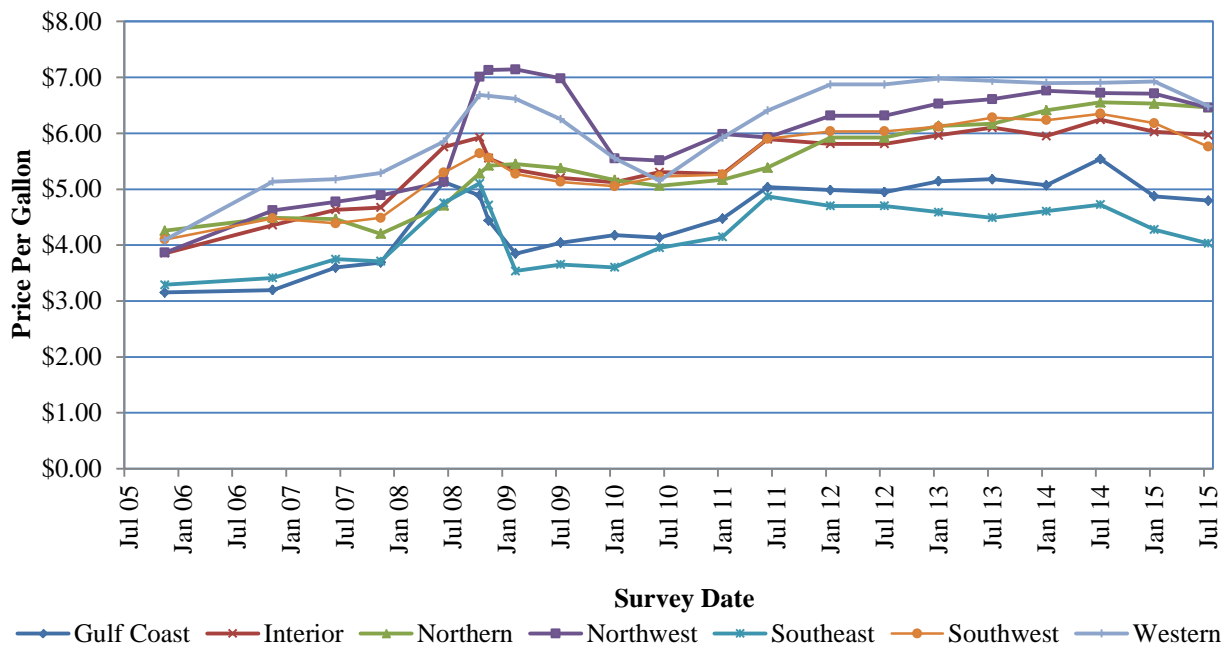


Figure 6. Gasoline Retail Prices by Region



SUMMARY

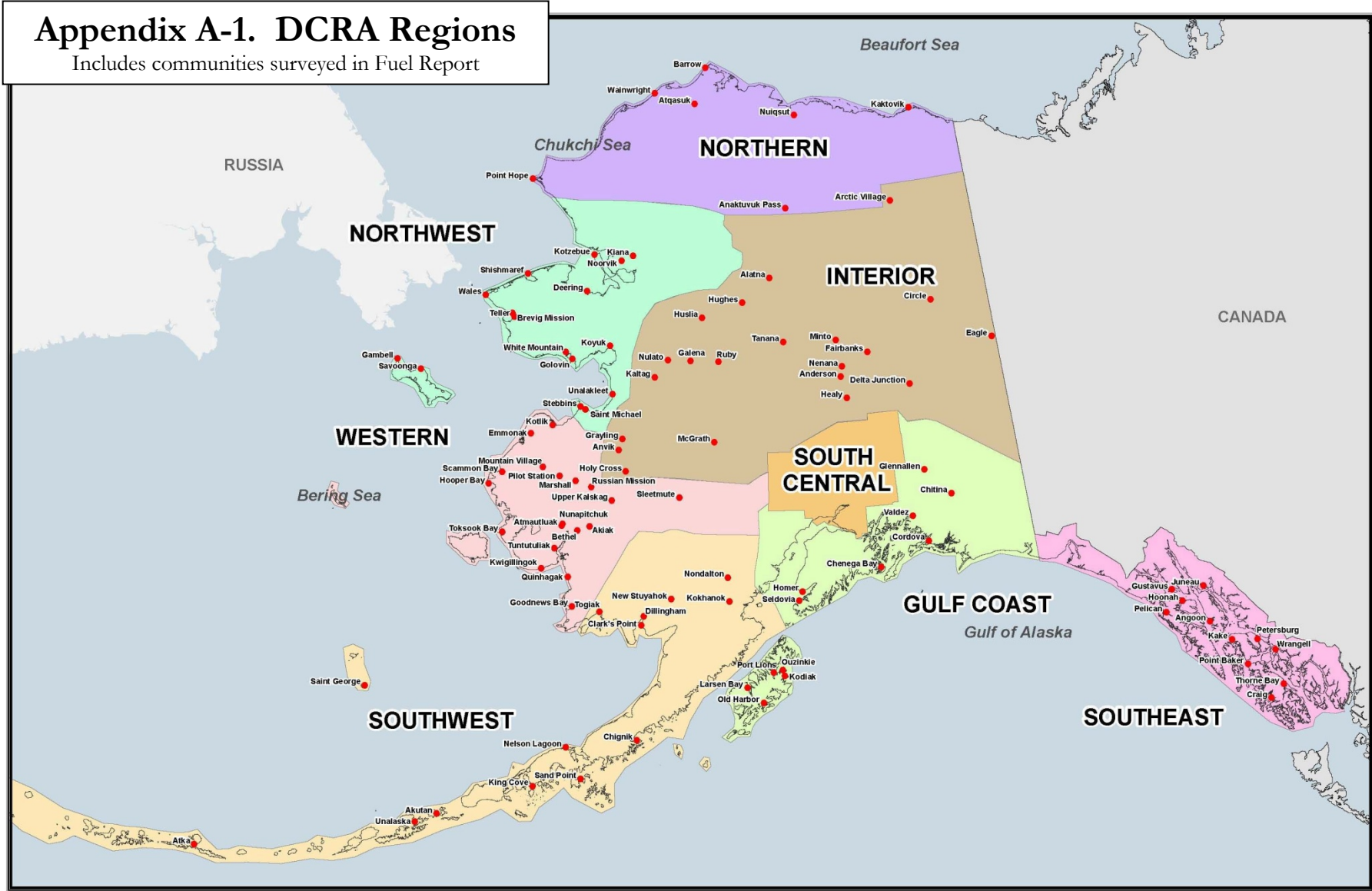
During July 2015, current retail heating fuel and gasoline prices were collected from 100 select communities across Alaska. Overall, the average heating fuel price across the surveyed communities (excluding the Northern Region) was \$5.27; whereas, the most recent national average (March 2015) was \$2.89. The average survey price of gasoline was \$5.82 per gallon, while the national average gasoline price was \$2.78 on July 13.

Since 2005, the highest recorded average statewide price for heating fuel in Alaska was \$6.05 and the lowest was \$3.48, a difference of 64 percent. From July 2014 to July 2015, Alaska's average heating fuel cost has dropped by 9 percent, while the national average decreased by 30 percent between March 2014 and March 2015. During the prior period (January 2014-January 2015), Alaska's heating fuel price decreased by 1 percent while the national average had decreased by 26 percent. This delay in Alaska's price drop could be attributed to the infrequency with which fuel is delivered to some remote locations. Many communities receive one fuel shipment in the spring, so the price those communities reported in January 2015 would have been the same price they had paid in July 2014, before the price of ANS crude began to drop significantly and before the rest of the country began seeing lower fuel prices.

Since 2005, the highest recorded average statewide price for gasoline in Alaska was \$6.04 and the lowest recorded was \$3.83, a difference of 58 percent. From July 2014 to July 2015, the average price of gasoline in Alaska decreased by 6.8 percent, while the national average gasoline price has decreased by 24 percent, from \$3.64 per gallon on July 14, 2014 to \$2.78 per gallon on July 13, 2015. While the national price of gasoline decreased 33% from January 2014 to January 2015, the average gasoline price for Alaska only dropped by 0.6 percent during that same period.

Alaska's rural communities, outside of the Southeast and Gulf Coast regions, typically receive large shipments of fuel delivered by barge once or twice per year, and are locked into a given price until the next fuel delivery arrives. These remote communities have higher shipping costs, resulting in fuel prices that are significantly higher than the statewide average. However, since most communities receive a springtime fuel delivery at the very least, they are now benefitting from the lowering costs of fuel that impacted the rest of the country in late 2014. Of the 100 surveyed communities, 62 recorded lower heating fuel prices and 60 had reduced gasoline prices compared to the prior year. Eighteen communities recorded higher heating fuel prices and 13 had higher gasoline prices.

Although the January 2015 Alaska Fuel Price Report showed very little change in prices compared with the changes in national average prices, many communities saw a significant drop in fuel prices with their spring fuel deliveries. This resulted in lower average heating fuel and gasoline prices by region and state-wide.



Appendix A-2: Community Heating Fuel and Gasoline July 2015

Community	Region	Community Retailer: (entity selling fuel)	Heating Fuel #1 07/2015 Retail: (\$5.27*)	Percent (%) +/- Statewide (excl. NBS) Heating Fuel Average: (5.27*)	Percent +/- 07/2014 HF Retail: (selling price per gallon)	Gasoline 07/2015 Retail Price: (\$5.81)	Percent (%) +/- Statewide Gasoline Average: (\$5.81)	Percent +/- 7/2014 Gasoline Retail: (selling price per gallon)
Chenega Bay†	Gulf Coast	Chenega Bay Utility	\$6.52	24%	-10%	\$7.34	26%	-3%
ChitinaΔ	Gulf Coast	Chitina Services	\$3.24	-39%	-20%	\$4.02	-31%	-17%
Cordova	Gulf Coast	Hovers Mover	\$3.68	-30%	-16%	\$4.31	-26%	-17%
GlennallenΔ	Gulf Coast	Crowley	\$3.24	-39%	-20%	\$4.02	-31%	-17%
HomerΔ	Gulf Coast	Home Run Oil	\$2.98	-43%	-27%	\$3.68	-37%	-24%
Kodiak	Gulf Coast	Petro Marine	\$3.45	-35%	-19%	\$3.22	-45%	-29%
Larsen Bay†	Gulf Coast	City of Larsen Bay	\$5.26	0%	-7%	\$5.86	1%	-7%
Old Harbor	Gulf Coast	City of Old Harbor	\$4.69	-11%	-18%	\$7.34	26%	0%
Ouzinkie	Gulf Coast	Ouzinkie Native Corporation	\$2.94	-44%	-36%	No Gas	No Gas	No Gas
Port Lions	Gulf Coast	Kizhuyak Oil Sales	\$3.30	-37%	-33%	\$4.85	-17%	0%
Seldovia	Gulf Coast	Seldovia Fuel and Lube	\$4.10	-22%	-32%	\$4.09	-30%	-30%
ValdezΔ	Gulf Coast	North Pacific	\$2.95	-44%	-29%	\$4.02	-31%	-16%
Alatna†	Interior	Alatna Village	\$7.00	33%	N/A	\$7.50	29%	N/A
AndersonΔ	Interior	Nenana Heating	\$3.48	-34%	-23%	\$4.19	-28%	-12%
Anvik	Interior	Deloyges, Inc.	\$6.00	14%	0%	\$6.00	3%	-8%

Note: Survey prices for Alatna and Circle are from the respective communities of Allakaket and Central. Residents travel to obtain gasoline or heating fuel in those communities.

N/A: Not Available

* Heating fuel average does not include Northern communities, whose residential fuel is subsidized by the North Slope Borough.

Δ Community is on the road system; this only applies to communities in the Gulf Coast and Interior regions.

† Vendors in these communities sell primarily #2 heating fuel.

Community	Region	Community Retailer: (entity selling fuel)	Heating Fuel #1 07/2015 Retail: (\$5.27*)	Percent (%) +/- Statewide (excl. NBS) Heating Fuel Average: (5.27*)	Percent +/- 07/2014 HF Retail: (selling price per gallon)	Gasoline 07/2015 Retail Price: (\$5.81)	Percent (%) +/- Statewide Gasoline Average: (\$5.81)	Percent +/- 7/2014 Gasoline Retail: (selling price per gallon)
Arctic Village	Interior	Arctic Village	No fuel	No Fuel	No Fuel	\$10.00	72%	0%
Circle Δ	Interior	Central Corner (HF); Village of Circle (Gas)	\$3.30	-37%	N/A	\$4.95	-15%	-12%
Delta Junction Δ	Interior	Delta Fuel	\$3.50	-34%	-16%	\$3.81	-34%	-14%
Eagle Δ	Interior	Telegraph Hill Services	\$5.00	-5%	10%	\$5.00	-14%	0%
Fairbanks Δ †	Interior	Alaska Petroleum	\$3.04	-42%	-23%	\$3.50	-40%	-18%
Galena	Interior	Crowley Marine Services	\$6.21	18%	-3%	\$6.92	19%	1%
Grayling	Interior	HYL Grayling Fuel Company	\$5.75	9%	0%	\$6.50	12%	0%
Healy Δ	Interior	Fisher Fuel	\$2.95	-44%	-30%	\$3.58	-38%	-18%
Holy Cross	Interior	Holy Cross Oil Company	\$7.15	36%	0%	\$7.35	27%	0%
Hughes	Interior	City of Hughes	\$9.00	71%	0%	\$9.50	64%	0%
Huslia	Interior	Huslia Gas & Oil	\$6.50	23%	-7%	\$5.75	-1%	-4%
Kaltag	Interior	Kaltag Cooperative	\$5.75	9%	0%	\$6.00	3%	0%
McGrath	Interior	Crowley	\$7.64	45%	2%	\$7.94	37%	7%
Minto Δ	Interior	North Fork Store	\$3.80	-28%	-25%	\$4.80	-17%	-13%
Nenana Δ	Interior	Nenana Heating	\$3.83	-27%	-15%	\$4.35	-25%	-12%
Nulato	Interior	City of Nulato	\$5.40	2%	-4%	\$5.50	-5%	-11%
Ruby	Interior	Dineega Fuel Company	\$5.80	10%	-3%	\$5.60	-4%	-20%

Note: Survey prices for Alatna and Circle are from the respective communities of Allakaket and Central. Residents travel to obtain gasoline or heating fuel in those communities.

N/A: Not Available

* Heating fuel average does not include Northern communities, whose residential fuel is subsidized by the North Slope Borough.

Δ Community is on the road system; this only applies to communities in the Gulf Coast and Interior regions.

† Vendors in these communities sell primarily #2 heating fuel.

Community	Region	Community Retailer: (entity selling fuel)	Heating Fuel #1 07/2015 Retail: (\$5.27*)	Percent (%) +/- Statewide (excl. NBS) Heating Fuel Average: (5.27*)	Percent +/- 07/2014 HF Retail: (selling price per gallon)	Gasoline 07/2015 Retail Price: (\$5.81)	Percent (%) +/- Statewide Gasoline Average: (\$5.81)	Percent +/- 7/2014 Gasoline Retail: (selling price per gallon)
Tanana	Interior	Tanana Tribal Council	\$5.87	11%	2%	\$6.61	14%	0%
Anaktuvuk Pass	Northern	Nunamiut Corporation	\$1.63	-69%	5%	\$9.02	55%	-15%
Atkasuk	Northern	North Slope Borough	\$1.40	-73%	0%	\$4.10	-29%	0%
Barrow	Northern	Eskimos Inc.	Natural Gas	Natural Gas	Natural Gas	\$7.00	20%	0%
Kaktovik†	Northern	Kaktovik Inupiat Corporation	\$3.00	-43%	100%	\$7.50	29%	15%
Nuiqsut	Northern	Kuukpiik Corporation	Natural Gas	Natural Gas	Natural Gas	\$5.00	-14%	0%
Point Hope	Northern	Tigara Corporation	\$1.74	-67%	-13%	\$5.76	-1%	0%
Wainwright	Northern	Olgoonik Corporation	\$1.50	-72%	0%	\$6.87	18%	0%
Brevig Mission†	Northwest	Brevig Mission Native Store	\$5.80	10%	8%	\$6.34	9%	-2%
Deering	Northwest	Deering IRA	\$6.95	32%	4%	\$6.95	20%	0%
Gambell	Northwest	ANICA (Gambell Native Store)	\$5.41	3%	-16%	\$5.82	0%	-16%
Golovin	Northwest	Golovin Public Utilities	\$6.00	14%	0%	\$6.00	3%	0%
Kiana	Northwest	City of Kiana	\$5.00	-5%	-25%	\$5.67	-2%	-21%
Kotzebue	Northwest	Crowley	\$6.53	24%	6%	\$6.62	14%	6%
Koyuk†	Northwest	Koyuk Native Corporation	\$6.50	23%	2%	\$7.31	26%	6%
Noorvik	Northwest	Morris Trading Post	\$6.56	24%	0%	\$7.87	35%	0%
Saint Michael	Northwest	Saint Michael Fuel Company	\$6.76	28%	0%	\$6.04	4%	0%

Note: Survey prices for Alutna and Circle are from the respective communities of Allakaket and Central. Residents travel to obtain gasoline or heating fuel in those communities.

N/A: Not Available

* Heating fuel average does not include Northern communities, whose residential fuel is subsidized by the North Slope Borough.

Δ Community is on the road system; this only applies to communities in the Gulf Coast and Interior regions.

† Vendors in these communities sell primarily #2 heating fuel.

Community	Region	Community Retailer: (entity selling fuel)	Heating Fuel #1 07/2015 Retail: (\$5.27*)	Percent (%) +/- Statewide (excl. NBS) Heating Fuel Average: (5.27*)	Percent +/- 07/2014 HF Retail: (selling price per gallon)	Gasoline 07/2015 Retail Price: (\$5.81)	Percent (%) +/- Statewide Gasoline Average: (\$5.81)	Percent +/- 7/2014 Gasoline Retail: (selling price per gallon)
Savoonga	Northwest	ANICA (Savoonga Native Store)	\$5.25	0%	-13%	\$5.65	-3%	-13%
Shishmaref	Northwest	Shishmaref Native Store	\$5.91	12%	-9%	\$6.63	14%	-5%
Stebbins	Northwest	Tapraq Fuel Company	\$7.22	37%	0%	\$7.47	29%	0%
Teller	Northwest	Teller Native Fuel Business	\$6.28	19%	13%	\$7.39	27%	14%
Unalakleet	Northwest	Unalakleet Native Corporation	\$4.57	-13%	-29%	\$4.55	-22%	-30%
Wales	Northwest	Wales Native Store	\$6.49	23%	0%	\$7.75	33%	0%
White Mountain	Northwest	White Mountain Native Store	\$4.90	-7%	1%	\$5.30	-9%	1%
Angoon	Southeast	Angoon Oil and Gas	\$4.08	-23%	-22%	\$4.31	-26%	-11%
Craig	Southeast	Petro Marine	\$3.40	-35%	-17%	\$3.48	-40%	-19%
Gustavus	Southeast	Gustavus Dray - Gustavus Propane	\$3.53	-33%	-29%	\$4.19	-28%	-14%
Hoonah†	Southeast	Hoonah Trading	\$3.74	-29%	-16%	\$3.76	-35%	-8%
Juneau	Southeast	Delta West. (HF) Fred Meyer (Gas)	\$3.43	-35%	-16%	\$3.58	-38%	-18%
Kake	Southeast	Kake Tribal Fuel	\$4.59	-13%	-13%	\$4.46	-23%	-17%
Pelican	Southeast	Pelican Fuel	\$5.27	0%	3%	\$4.42	-24%	-12%
Petersburg	Southeast	Petro Marine	\$3.51	-33%	-13%	\$3.43	-41%	-28%
Point Baker	Southeast	Point Baker Trading Post	\$4.65	-12%	-15%	\$4.85	-17%	-12%
Thorne Bay	Southeast	Petro Marine (HF) Bayview (Gas)	\$3.63	-31%	-18%	\$4.01	-31%	-15%

Note: Survey prices for Alatna and Circle are from the respective communities of Allakaket and Central. Residents travel to obtain gasoline or heating fuel in those communities.

N/A: Not Available

* Heating fuel average does not include Northern communities, whose residential fuel is subsidized by the North Slope Borough.

Δ Community is on the road system; this only applies to communities in the Gulf Coast and Interior regions.

† Vendors in these communities sell primarily #2 heating fuel.

Community	Region	Community Retailer: (entity selling fuel)	Heating Fuel #1 07/2015 Retail: (\$5.27*)	Percent (%) +/- Statewide (excl. NBS) Heating Fuel Average: (5.27*)	Percent +/- 07/2014 HF Retail: (selling price per gallon)	Gasoline 07/2015 Retail Price: (\$5.81)	Percent (%) +/- Statewide Gasoline Average: (\$5.81)	Percent +/- 7/2014 Gasoline Retail: (selling price per gallon)
Wrangell	Southeast	Wrangell Oil	\$3.31	-37%	-17%	\$3.86	-34%	-6%
Akutan†	Southwest	City of Akutan	\$2.85	-46%	-29%	\$4.05	-30%	-16%
Atka	Southwest	Atka Native Store	\$6.85	30%	-10%	\$6.65	14%	-13%
Chignik†	Southwest	City of Chignik (HF); Trident (Gas)	\$3.81	-28%	-16%	\$4.97	-14%	-5%
Clark's Point	Southwest	City of Clark's Point	No fuel	No Fuel	No Fuel	No Gas	No Gas	No Gas
Dillingham	Southwest	Delta Western	\$4.23	-20%	-28%	\$6.15	6%	-18%
King Cove	Southwest	Peter Pan Seafood	\$3.32	-37%	-23%	\$4.75	-18%	-11%
Kokhanok	Southwest	Kokhanok Tribal Council	\$8.21	56%	0%	\$8.00	38%	0%
Nelson Lagoon	Southwest	Nelson Lagoon Enterprises	\$5.52	5%	-12%	\$5.71	-2%	-11%
New Stuyahok	Southwest	New Stuyahok Village Corp.	\$6.58	25%	-3%	\$6.80	17%	2%
Nondalton†	Southwest	City of Nondalton	\$5.09	-3%	-16%	\$5.94	2%	-9%
Saint George	Southwest	Delta Fuel Company	\$7.35	40%	-5%	\$7.80	34%	-5%
Sand Point	Southwest	TDX Svcs (HF); Trident (gas)	\$5.52	5%	7%	\$4.49	-23%	-16%
Togiak	Southwest	Togiak Natives Limited	\$4.93	-6%	-23%	\$5.44	-6%	-7%
Unalaska	Southwest	Delta Western	\$4.16	-21%	-8%	\$4.15	-29%	-18%
Akiak	Western	Kokarmiut Corporation	\$6.54	24%	-5%	\$6.00	3%	-13%
Atmautluak	Western	Atmautluak Limited	\$6.73	28%	0%	\$7.20	24%	0%

Note: Survey prices for Alatna and Circle are from the respective communities of Allakaket and Central. Residents travel to obtain gasoline or heating fuel in those communities.

N/A: Not Available

* Heating fuel average does not include Northern communities, whose residential fuel is subsidized by the North Slope Borough.

Δ Community is on the road system; this only applies to communities in the Gulf Coast and Interior regions.

† Vendors in these communities sell primarily #2 heating fuel.

Community	Region	Community Retailer: (entity selling fuel)	Heating Fuel #1 07/2015 Retail: (\$5.27*)	Percent (%) +/- Statewide (excl. NBS) Heating Fuel Average: (5.27*)	Percent +/- 07/2014 HF Retail: (selling price per gallon)	Gasoline 07/2015 Retail Price: (\$5.81)	Percent (%) +/- Statewide Gasoline Average: (\$5.81)	Percent +/- 7/2014 Gasoline Retail: (selling price per gallon)
Bethel	Western	Crowley	\$6.11	16%	-15%	\$5.99	3%	N/A
Emmonak	Western	Emmonak Corp. Tank Farm	\$5.15	-2%	-16%	\$5.00	-14%	-26%
Goodnews Bay	Western	Mumtram Pikkai Village Corp.	\$5.36	2%	-2%	\$6.45	11%	-3%
Hooper Bay	Western	Crowley Marine	\$6.80	29%	-1%	\$6.96	20%	0%
Kotlik	Western	Kotlik Yupik Enterprises	\$5.82	10%	8%	\$6.59	13%	10%
Kwigillingok	Western	KWIK Marina Inc.	\$4.65	-12%	-23%	\$5.13	-12%	-21%
Marshall	Western	Maserculiq Inc.	\$6.66	26%	0%	\$6.94	19%	0%
Mountain Village	Western	Azachorak Fuel	\$6.55	24%	-4%	\$7.30	26%	12%
Nunapitchuk	Western	Nunapitchuk LTD.	\$7.30	39%	0%	\$7.54	30%	0%
Pilot Station†	Western	Pilot Station Native Corporation	\$7.02	33%	-4%	\$6.40	10%	-20%
Quinhagak	Western	Qanirtuuq Corporation	\$6.70	27%	0%	\$7.00	20%	0%
Russian Mission	Western	Russian Mission Corporation	\$6.03	14%	4%	\$6.71	15%	4%
Scammon Bay	Western	Askinuk Corporation	\$6.72	28%	-9%	\$6.72	16%	-9%
Sleetmute	Western	Henry Hill Store	\$5.70	8%	-16%	\$6.50	12%	-13%
Toksook Bay	Western	Nunakuiak Yupik Corporation	\$7.00	33%	-2%	\$7.10	22%	-3%
Tuntutuliak	Western	Qinarmiut Corporation	\$5.58	6%	-7%	\$5.44	-6%	-14%
Upper Kalskag	Western	City of Upper Kalskag	\$6.25	19%	0%	\$6.25	8%	0%

Note: Survey prices for Alatna and Circle are from the respective communities of Allakaket and Central. Residents travel to obtain gasoline or heating fuel in those communities.

N/A: Not Available

* Heating fuel average does not include Northern communities, whose residential fuel is subsidized by the North Slope Borough.

Δ Community is on the road system; this only applies to communities in the Gulf Coast and Interior regions.

† Vendors in these communities sell primarily #2 heating fuel.