

CURRENT COMMUNITY CONDITIONS: FUEL PRICES ACROSS ALASKA JUNE 2007 UPDATE



Sarah Palin, Governor

Emil Notti, Commissioner, DCCED

Michael Black, Deputy Commissioner, DCCED

Tara Jollie, Director, DCCED, DCA

Current Community Conditions: Fuel Prices Across Alaska, June 2007 Update was prepared and authored by Nicole Grewe, Ph.D., Development Specialist II, and Eric Caldwell, Research Analyst I/II/III.

For questions regarding the contents or publication of this report please contact:

Indra Arriaga, Research Analyst IV, Research and Analysis Supervisor
Division of Community Advocacy
550 W 7th Ave., Suite 1770
Anchorage, Alaska, 99501
Tel: 907.269.4521
Fax: 907.269.4539
indra.arriaga@alaska.gov

or

Nicole Grewe, Ph.D., Development Specialist II
Division of Community Advocacy
P.O. Box 110809
Juneau, Alaska, 99811
Tel: 907.465.8249
Fax: 907.465.4761
nicole.grewe@alaska.gov

Layout and design: Jennie Starkey, Publication Technician II.

The State of Alaska, Department of Commerce, Community and Economic Development complies with Title II of the Americans with Disabilities Act of 1990. This publication is available in alternative communication formats upon request. Please contact 907-269-4560 or to make any necessary arrangements. Department of Commerce Telephonic Device for the Deaf (TDD) number is 907-465-5437.



STATE OF ALASKA
DEPARTMENT OF
COMMERCE
COMMUNITY AND
ECONOMIC DEVELOPMENT

Office of the Commissioner

Sarah Palin, Governor
Emil Notti, Commissioner

August 23, 2007

The Honorable Sarah Palin, Governor of Alaska
P.O. Box 110001
Juneau, Alaska 99811-0001

Dear Governor Palin:

Enclosed with this letter is the Division of Advocacy's report, *Current Community Conditions: Fuel Prices Across Alaska, June 2007 Update*. This report brings to the forefront one of the most challenging issues facing the state, communities and households-- the high cost of energy.

The Division of Community Advocacy's Research and Analysis section conducted a survey of 100 communities across the state. The survey reveals that while at the national level conditions affecting energy prices may be improving, the hardships caused by the high cost of energy in Alaska continue to be real obstacles to communities' survival, sustainability and success. The high cost of energy severely impacts a community's ability to provide services. With the upcoming winter season and associated extreme low temperatures, rural Alaska communities and households reliant on fuel to heat their homes and buildings and to generate electricity are confronted with the challenge of paying high retail fuel prices to meet basic survival needs. The remote nature and limited size of the majority of Alaska's rural communities further compounds the issue due to increased transportation costs, limited storage capacity, and financial management considerations.

The survey shows that retailers across the state report the same experience; despite record high prices, change in demand for heating fuel and gasoline has largely not changed during the past 12 months. Stable market demand for both heating fuel and gasoline despite record high prices is likely indicative of rural communities needing a consistent minimum quantity of both resources simply to meet basic survival needs.

I hope that the report herein, and the subsequent reports in the series, which dates back to November 2005, serves to provide useful information and data as we continue to search for an effective answer to the issues presented by the high cost of fuel across our communities.

Sincerely,

Handwritten signature of Emil Notti in cursive script.

Emil Notti
Commissioner

**CURRENT COMMUNITY CONDITIONS:
FUEL PRICES ACROSS ALASKA
JUNE 2007 UPDATE**

EXECUTIVE SUMMARY

The high cost of energy continues to negatively impact rural households, businesses, and communities across Alaska. While national average retail fuel prices are beginning to decrease, state average fuel prices remain high but stable. With the upcoming winter season and associated extreme low temperatures, rural Alaska communities and households reliant on fuel to heat their homes and buildings and to generate electricity are confronted with the challenge of paying high retail fuel prices to meet basic survival needs. The remote nature and limited size of the majority of Alaska's rural communities further compounds the issue due to increased transportation costs, limited storage capacity, and financial management considerations.

To provide a semi-annual update to the comprehensive fuel survey initiated during 2005 (*Community Conditions: Fuel Prices Across Alaska*), the Division of Community Advocacy (DCA) repeated a statewide survey of retail heating fuel (#1) and gasoline prices in a cross-section of 100 select Alaska communities during June 2007. This report, *Current Community Conditions: Fuel Prices Across Alaska, June 2007 Update* summarizes fuel survey findings, discusses changes in fuel prices during the past six months, and provides a national perspective of fluxuating fuel prices.

Survey results indicate that heating fuel retail prices per gallon range from \$2.47 (Fairbanks) to \$6.36 (Arctic Village); statewide average price is \$4.14 per gallon. Gasoline retail prices per gallon range from \$2.79 (Akutan) to \$7.00 (Arctic Village); the statewide average price was \$4.49. In general, heating fuel and gasoline retail prices have remained stable during the past six months with statewide average prices of both increasing approximately 4%. With 93 communities reporting (excluding North Slope Region communities), the statewide average heating fuel price increased from \$3.99 to \$4.14 per gallon. With the exception of the North Slope Region, all Alaska regions experienced heating fuel price increases ranging from 3% (Western Region) to 6% (Interior Region). The North Slope Region experienced an overall decrease of 2% in heating fuel per gallon price, which is likely indicative of the North Slope Borough purchasing and transporting fuel at a lower cost for rural village residential consumers. With 100 communities reporting, the statewide average gasoline price increased from \$4.34 to \$4.49 per gallon.

Retailers were asked whether market demand for heating fuel or gasoline had increased, decreased, or remained the same during the past 12 months. Retailers across the state anecdotally report the same experience; despite record high prices, change in demand for heating fuel and gasoline has largely not changed during the past 12 months. Stable market demand for both heating fuel and gasoline despite record high prices is likely indicative of rural communities needing a consistent minimum quantity of both resources simply to meet basic survival needs.

METHODOLOGY

The DCA Research and Analysis Section, in consultation with the Local Government Assistance Section, developed the survey instrument and community sample frame during 2005. Communities were strategically selected to represent differing socioeconomic conditions and all Alaska regions including the Interior, North Slope, South Coastal, Southeast, and Western Regions. Selected communities had also generally been the recipient of an Alaska Energy Authority bulk fuel project during the recent past. Since a non-probability sampling method was utilized, this survey is considered a non-scientific study with results not generalizable to the entire population of rural Alaska communities. To accurately and consistently track longitudinal changes in fuel prices, the 2005 survey instrument and community sampling frame was used to collect 2006 and 2007 fuel information – the communities and questionnaire items remained the same from 2005 to 2007.

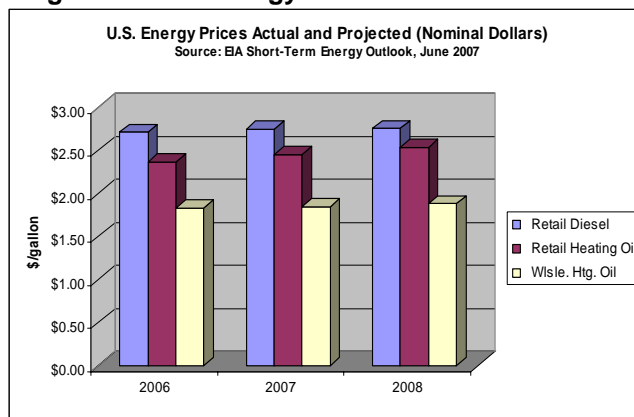
DCA Research and Analysis staff implemented the survey instrument during June 25 – 29, 2007. In total, local fuel retailers from 100 communities were contacted (via telephone) and requested to provide current heating fuel (#1) and gasoline per gallon prices. Survey results should be considered one-time measurements and representative of fuel prices on the particular day of contact. Heating fuel and gasoline prices may have changed between the time of contact and publishing of this report.

NATIONAL CONTEXT

On July 30, 2007, the price of a barrel of Alaska crude oil reached near record highs of \$78.58, a remarkable 152% increase over the 1997 – 2006 average price of \$31.15. The State of Alaska operating budget is based on a projected price of approximately \$60 per barrel. Of noteworthy importance, as the State's oil revenues climb Alaskans continue paying record high energy prices, especially in rural communities.

Nationally, gasoline retail prices are beginning to decrease as refineries return to full capacity following several months of maintenance work and as new gasoline imports enter the national distribution channel. Government surveys report a national average price of \$2.97 per gallon in June, a decline of 25 cents per gallon from record prices (unadjusted for inflation) of \$3.22 per gallon in May. By mid-August, retail gasoline prices fell nearly 40 cents per gallon due to an easing in consumer demand and increases in refinery capacity. Despite record high seasonal gasoline prices averaging \$3.05 per gallon, summer gasoline consumption will be up one percent from last summer. Energy analysts expect regular-grade gasoline prices to average about \$2.64 per gallon in December 2007, compared to an average monthly high of \$3.15 in May 2007.

Figure 1. U.S. Energy Price Outlook 2006-2008

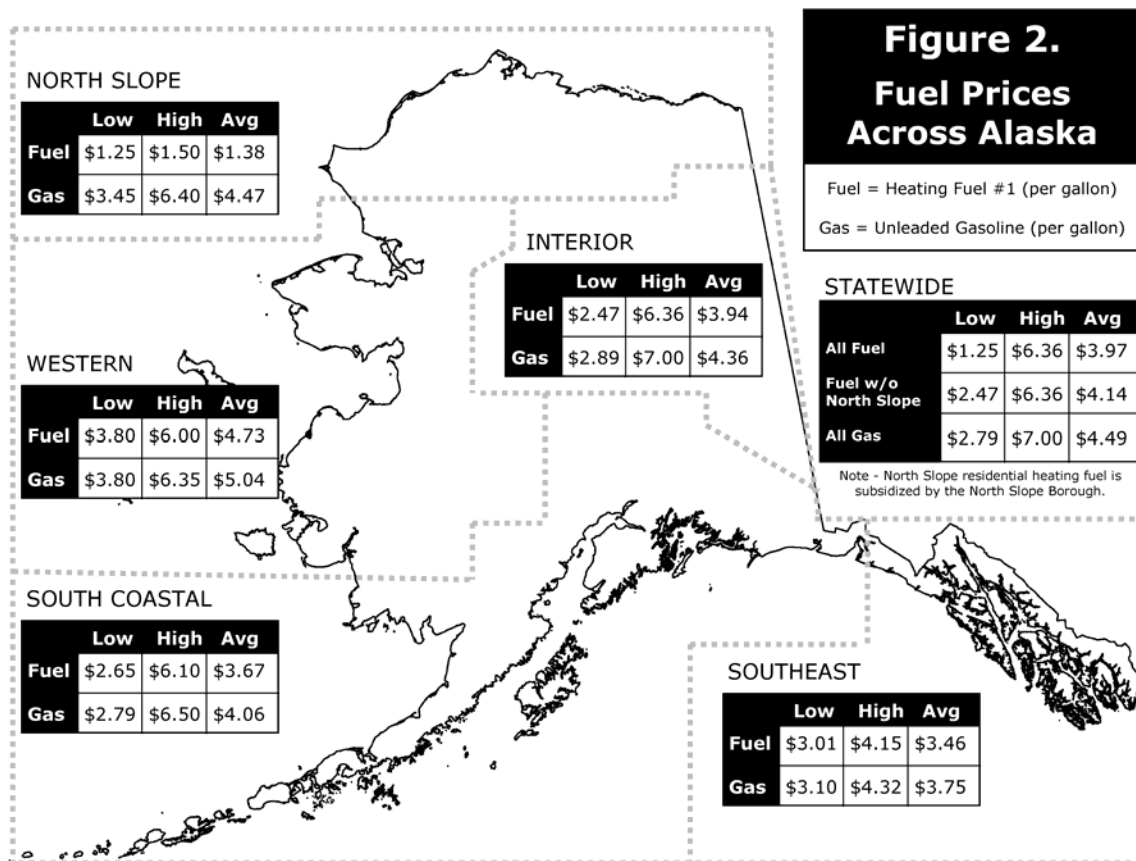


From 1996 to 2006, annual average wholesale and retail prices for heating oil increased by 187% and 139% respectively, after adjusting for inflation (U.S. Department of Energy, Energy Information Administration, 2007). Analysts project retail heating oil prices will average \$2.85 per gallon from October 2007 through March 2008, compared to \$2.48 last heating season.

Further review of national data sources revealed that tight supply and high demand are expected to keep crude oil prices high. West Texas Intermediate Crude is expected to climb from an estimated average price of \$65.56 per barrel in 2007 to approximately \$67 per barrel in 2008. Consequently, the price of heating oil in the continental U.S. marketplace is expected to increase seven percent from 2006 to 2008 (Figure 1). Residential heating oil prices will continue to climb through 2008, but especially in the West (including Alaska) where demand is strong for all energy supplies.

The retail prices of gasoline and heating oil closely follow changes in crude oil prices. Despite rising energy prices and declining oil inventories, analysts do not expect OPEC producers to increase output in the near term, citing temporary refining problems in the U.S. and adequate crude oil inventories. Total oil consumption in the U.S. is expected to be up two percent from a year ago increasing to 21 billion barrels per day through 2007. Domestic crude oil production will be up slightly over 2006 at five billion barrels per day and climb another four percent in 2008.

CURRENT FUEL PRICES ACROSS ALASKA



As Figure 2 illustrates, average heating fuel prices per gallon vary across Alaska by region. Western Alaska communities report the highest average heating fuel retail price at \$4.73 per gallon while North Slope communities report the lowest average retail price at \$1.38 per gallon. Of noteworthy importance, the North Slope Borough provides free heating fuel for residential use through village corporations who distribute fuel to residents throughout the Borough, charging only a delivery fee on a per gallon basis. The North Slope Borough does not subsidize heating fuel for commercial use. Consequently, heating fuel retail price for commercial entities is significantly higher than residential use heating fuel (see Table 1). Compared to other regions, and excluding the North Slope, Southeast Alaska communities experience relatively lower heating fuel prices indicated by an average of \$3.46 per gallon.

Table 1. North Slope Heating Fuel (#1) and Gasoline Retail Prices

Community	Community Retailer	Heating Fuel Retail Price		Gasoline Retail Price
		Residential	Commercial	
Anaktuvuk Pass	Nunamiut Corporation	\$1.30	\$6.50	\$6.40
Atkasuk	Atkasuk Corporation	\$1.40	\$4.10	\$4.10
Barrow	BUEC, Inc.	Natural Gas	\$4.45	\$4.55
Kaktovik	Kaktovik Inupiat Corporation	\$1.50	\$4.95	\$3.45
Nuiqsut	Kuukpik Corporation	\$1.25	\$3.95	\$3.75
Point Hope	Tigara Corporation	\$1.35	\$5.00	\$4.00
Wainwright	Olgoonik Corporation	\$1.45	\$5.06	\$5.02

To accurately summarize statewide heating fuel prices, it is appropriate to exclude North Slope Borough communities due to the North Slope Borough subsidy for residential use heating fuel. When considering statewide heating fuel prices, the Arctic Village Traditional Council (Interior Region) reports the highest heating fuel retail price at \$6.36 per gallon (see Appendix). In contrast, Petro Star – Flint Hill in Fairbanks (Interior Region) reports the lowest heating fuel retail price at \$2.47 per gallon. On average, heating fuel retail price is \$4.14 per gallon across Alaska with 93 communities reporting heating fuel prices (excluding North Slope Region communities).

As Figure 2 illustrates, average gasoline prices per gallon also vary across Alaska by region. Western communities report the highest average gasoline retail price at \$5.04 per gallon while Southeast communities report the lowest average retail price at \$3.75 per gallon. Statewide retail prices indicate significant variation in gasoline retail price. Specifically, the Arctic Village Traditional Council in Arctic Village (Interior Region) reports the highest gasoline price at \$7.00 per gallon. In contrast, City of Akutan in Akutan reports the lowest gasoline retail price at \$2.79 per gallon. On average, gasoline retail price is \$4.49 per gallon across Alaska with 100 communities reporting.

Method of transporting heating fuel and gasoline varies across Alaska with fuel retailers using barge, air, truck, or a combination to transport fuel into communities (Table 2). With 100 communities reporting, the wide majority (83%) report using barge services to transport fuel. In contrast, nine communities (9%) report trucking fuel into their community; four communities (4%) report air freighting fuel into their community; and four communities (4%) use multiple methods of transportation to bring fuel into their community (i.e., barge/truck, barge/air, or truck/air). Fairbanks and Valdez do not transport heating fuel because of a local on-site refinery; gasoline is transported by truck and barge respectively.

Table 2. Fuel Transportation Method

Transportation Method	Statewide	Interior Region	North Slope Region	South Coastal Region	Southeast Region	Western Region
Barge Only	83	4	5	23*	11	40
Truck Only	9	8*	0	1	0	0
Air Only	4	3	0	1	0	0
Barge/Truck	2	0	0	2	0	0
Barge/Air	1	0	1	0	0	0
Truck/Air	1	0	1	0	0	0
Total Communities Reporting	100	15	7	27	11	40

*Heating fuel is refined in Fairbanks and Valdez; gasoline is transported by truck and barge respectively.

CHANGE IN FUEL PRICES ACROSS ALASKA (11/2006 TO 6/2007)

During the past six months, heating fuel and gasoline retail prices have remained stable with both experiencing only minor increases from November 2006 to June 2007. With 93 communities reporting (excluding North Slope Region communities), the statewide average heating fuel price increased from \$3.99 to \$4.14 per gallon (Table 3). The \$0.15 per gallon average price increase represents a 4% increase in statewide average heating fuel per gallon price. With the exception of the North Slope Region, all Alaska regions experienced price increases ranging from 3% (Western Region) to 6% (Interior Region). The North Slope Region experienced an overall decrease of 2% in heating fuel per gallon price, which is likely indicative of the North Slope Borough purchasing and transporting fuel at a lower cost for rural village residential consumers.

With 100 communities reporting, the statewide average gasoline price increased from \$4.34 to \$4.49 per gallon from November 2006 to June 2007 (Table 4). The \$0.15 per gallon average price increase represents a 3% increase in statewide average gasoline per gallon price. With the exception of the North Slope, which experienced no change, all Alaska regions experienced price increases ranging from 2% (Western Region) to 10% (Southeast Region).

Table 3. Regional Change in Heating Fuel (#1) Price (11/06 to 6/07)

Region	Communities Reporting	6/07 HF Average	Percent +/-	11/06 HF Average	Percent +/-
			6/07 Statewide Average (\$4.14)*		11/06 - 6/07
Interior	15	\$3.94	-5%	\$3.73	6%
North Slope	6**	\$1.38	-67%	\$1.41	-2%
South Coastal	27	\$3.67	-11%	\$3.53	4%
Southeast	11	\$3.46	-16%	\$3.31	5%
Western	40	\$4.73	14%	\$4.59	3%
Statewide	93*	\$4.14*	n/a	\$3.99*	4%

* Statewide heating fuel average excluding North Slope Region communities.

** Seven North Slope communities surveyed; one (Barrow) does not use heating fuel and is consequently excluded.

Table 4. Regional Change in Gasoline Price (11/06 to 6/07)

Region	Communities Reporting	6/07 Gas Average	Percent +/-	11/06 Gas Average	Percent +/-
			6/07 Statewide Average (\$4.49)		11/06 - 6/07
Interior	15	\$4.36	-3%	\$4.05	8%
North Slope	7	\$4.47	0%	\$4.49	0%
South Coastal	27/26*	\$4.06	-10%	\$3.96	3%
Southeast	11	\$3.75	-16%	\$3.41	10%
Western	40	\$5.04	12%	\$4.93	2%
Statewide	100/99*	\$4.49	n/a	\$4.34	3%

* Ouzinkie did not report a gasoline price for the November 2006 survey.

Retailers were queried regarding whether market demand for heating fuel or gasoline had increased, decreased, or remained the same during the past 12 months. Retailers across the state anecdotally report the same experience; despite record high prices, change in demand for heating fuel and gasoline has largely not changed during the past 12 months. In particular, demand for heating fuel and gasoline has decreased in only 12% and 16% of communities respectively during the past 12 months (Table 5). In contrast, three-quarters or more of communities suggest there has been no change in consumer demand for either heating fuel (76%) or gasoline (75%). Stable market demand for both heating fuel and gasoline despite record high prices is likely indicative of rural communities needing a consistent minimum quantity of both resources simply to meet basic survival needs.

Table 5. Change in Demand for Heating Fuel (#1) and Gasoline (past 12 months)

Region	Heating Fuel			Gasoline		
	Increased	Decreased	No Change	Increased	Decreased	No Change
Interior *	0%	18%	82%	9%	18%	73%
North Slope	0%	14%	86%	0%	29%	71%
South Central **	4%	8%	88%	4%	8%	88%
Southeast	0%	9%	91%	10%	45%	45%
Western	25%	13%	62%	15%	10%	75%
Statewide ***	12%	12%	76%	9%	16%	75%

* Four respondents from the Interior region chose not to answer this question.

** One respondent from the South Central region chose not to answer this question.

*** Five respondents statewide chose not to answer this question.

CONCLUSION

During June 2007, current retail heating fuel (#1) and gasoline prices were collected from 100 select rural communities located across rural Alaska. Heating fuel retail prices per gallon ranged from \$2.47 (Fairbanks) to \$6.36 (Arctic Village); statewide average price was \$4.14 per gallon. Gasoline retail prices per gallon ranged from \$2.79 (Akutan) to \$7.00 (Arctic Village); statewide average price was \$4.49. In general, heating fuel and gasoline retail prices have remained relatively stable during the past six months with statewide average prices of both increasing only 4%. Significantly increased fuel and energy costs combined with high unemployment rates, limited local economies, and local governments struggling to provide basic local services continue to present rural Alaska communities and households with challenging circumstances with no long-term solution in sight.

In response to current rural Alaska energy challenges, the State of Alaska has implemented a variety of assistance programs to meet rising fuel costs, provide emergency assistance for municipalities, and provide a state contribution to a federal program that helps low-income households pay for energy. The State of Alaska administers a variety of specific assistance programs focused on alleviating community and household impacts of increased retail fuel prices including: 1) Community Energy Assistance Program; 2) Bulk Fuel Revolving Loan Fund; 3) Bulk Fuel Bridge Loan Program; 4) Power Cost Equalization; 5) Low Income Home Energy Assistance Program; 6) Power Project Loan Fund; 7) Power, Fuel, and Hydro Training; and 8) Bulk Fuel Upgrades.

Appendix: Community Heating Fuel and Gasoline Survey - June 2007 Update

Community	Region	Community Retailer (entity selling fuel)	Heating Fuel #1 06/2007 Retail: (selling price per gallon)	Percent +/- Statewide HF Average (\$4.14)	Percent +/- 11/2006 Retail: (selling price per gallon)	Gasoline Retail Price: (selling price per gallon)	Percent +/- Statewide Gas Average (\$4.49)	Percent +/- 11/2006 Retail: (selling price per gallon)	Transport Method:	Fuel Demand Increased, Decreased, or No change?	Gas Demand Increased, Decreased, or No change?
Alatna	Interior	Alatna Traditional Council	\$5.50	33%	22%	\$5.00	24%	20%	Air	No Change	No Change
Anderson	Interior	Nenana Heating	\$2.64	-36%	7%	\$3.16	-30%	19%	Truck	No Change	No Change
Arctic Village	Interior	Arctic Village Traditional Council	\$6.36	54%	0%	\$7.00	56%	0%	Air	No Change	No Change
Circle	Interior	(HEAT) Stevens (Gas) HC Company Store	\$3.50	-15%	32%	\$3.80	-19%	4%	Truck	Don't Know	Don't Know
Delta Junction	Interior	Delta Fuel Company	\$2.58	-38%	10%	\$3.01	-33%	17%	Truck	No Change	Increased
Eagle	Interior	Telegraph Hill Services	\$2.73	-34%	-16%	\$3.75	-16%	0%	Truck	Don't Know	Don't Know
Fairbanks	Interior	Petro Star - Flint Hill	\$2.47	-40%	10%	\$2.99	-38%	19%	Truck	No Change	No Change
Galena	Interior	Crowley Marina Services	\$4.27	3%	0%	\$4.75	6%	-1%	Barge	Decreased	Decreased
Healy	Interior	Keith's Heavy Services	\$3.20	-23%	24%	\$3.38	-25%	21%	Truck	Don't Know	Don't Know
Hughes	Interior	Hughes City Council	\$6.00	45%	0%	\$6.00	34%	9%	Air	Don't Know	Don't Know
Huslia	Interior	Huslia Gas & Oil	\$5.00	21%	11%	\$5.00	11%	0%	Barge	No Change	No Change
Minot	Interior	North Fork Store	\$3.20	-23%	-3%	\$3.90	-13%	11%	Truck	Decreased	Decreased
Nenana	Interior	Nenana Heating	\$2.64	-36%	7%	\$3.16	-30%	19%	Truck	No Change	No Change

Appendix: Community Heating Fuel and Gasoline Survey - June 2007 Update													
Community	Region	Community Retailer: (entity selling fuel)	Heating Fuel (H) 06/2007 Retail: (selling price per gallon)	Percent +/- Statewide HF Average (\$4.14):	Percent +/- 11/2006 Retail: (selling price per gallon)	Gasoline Retail Price: (selling price per gallon)	Percent +/- Statewide Gas Average (\$4.49):	Percent +/- 11/2006 Retail: (selling price per gallon)	Transport Method:	Fuel Demand Increased, Decreased, or No Change?	Gas Demand Increased, Decreased, or No Change?		
Ruby	Interior	Diwega Fuel Corporation	\$4.55	-10%	0%	\$4.55	4%	0%	Barge	No Change	No Change		
Tanana	Interior	Tanagon Fuel	\$4.39	6%	-2%	\$4.89	9%	4%	Barge	No Change	No Change		
Arakluk Pass	North Slope	Nunamituk Corporation	\$1.30	-69%	8%	\$6.40	43%	6%	Barge	No Change	No Change		
Atkasuk	North Slope	Atkasuk Corporation	\$1.40	-56%	0%	\$4.10	-9%	0%	Barge	No Change	Decreased		
Barrow	North Slope	Esseimo Inc	natural gas	N/A	N/A	\$4.55	1%	0%	Barge	No Change	No Change		
Kaktovik	North Slope	Kaktovik Inupiat Corporation	\$1.50	-64%	0%	\$3.45	-23%	-26%	Barge	No Change	No Change		
Nulaut	North Slope	Kulukuk Corporation	\$1.25	-70%	0%	\$3.75	-15%	15%	Air Truck	No Change	No Change		
Point Hope	North Slope	Tigara Corporation	\$1.35	-67%	-18%	\$4.00	-11%	4%	Barge	Decreased	Decreased		
Warrioright	North Slope	Oligonuk Corporation	\$1.45	-65%	0%	\$5.02	12%	4%	Barge	No Change	No Change		
Akutuk	South Coastal	City of Akutuk	\$2.75	-34%	6%	\$2.75	-38%	-10%	Barge	No Change	No Change		
Alika	South Coastal	Alika Native Store	\$5.09	25%	-2%	\$5.39	20%	1%	Barge	No Change	No Change		
Chenega Bay	South Coastal	Chenega Bay Utility	\$3.30	-20%	10%	\$3.70	-18%	3%	Barge	No Change	No Change		
Chignik	South Coastal	City of Chignik	\$2.91	-30%	0%	\$3.17	-29%	-12%	Barge	No Change	No Change		

Appendix: Community Heating Fuel and Gasoline Survey - June 2007 Update												
Community	Region	Community Retailer: (entity selling fuel)	Heating Fuel #1 06/2007 Retail: (selling price per gallon)	Percent +/- Statewide HF Average (\$4.14):	Percent +/- 11/2005 Retail: (selling price per gallon)	Gasoline Retail Price: (selling price per gallon)	Percent +/- Statewide Gas Average (\$4.49):	Percent +/- 1/1/2006 Retail: (selling price per gallon)	Transport Method:	Fuel Demand Increased, Decreased, or No change?	Gas Demand Increased, Decreased, or No change?	
Chitna	South Coastal	Chitna Services Oil and Gas	\$2.94	-31%	9%	\$3.14	-30%	15%	Barge	Truck	Don't know	Don't know
Clark's Point	South Coastal	City of Clark's Point	\$5.13	24%	15%	\$4.70	5%	6%	Barge		No Change	No Change
Cordova	South Coastal	Hovers Mover	\$3.70	-11%	8%	\$4.35	-4%	23%	Barge		No Change	No Change
Dillingham	South Coastal	Dalla Western	\$3.77	-9%	0%	\$4.95	10%	8%	Barge		No Change	No Change
Etellen	South Coastal	Services Oil and Gas	\$2.84	-31%	5%	\$3.13	-30%	14%		Truck	No Change	No Change
Gocowen's Bay	South Coastal	Muntram Pitkal Village Corporation	\$4.08	-1%	0%	\$4.99	11%	0%	Barge		No Change	No Change
Homer	South Coastal	Homer Run Oil	\$2.65	-36%	4%	\$3.11	-31%	19%	Barge	Truck	No Change	No Change
King Cove	South Coastal	Polar Pan Seafood	\$2.87	-31%	9%	\$3.58	-20%	13%	Barge		No Change	No Change
Kodiak	South Coastal	Thompson Transfer	\$2.93	29%	5%	\$3.64	-19%	20%	Barge		No Change	No Change
Kuknanak	South Coastal	Kuknanak Tribal Council	\$6.10	47%	0%	\$6.50	45%	0%	Barge		Increased	Increased
Larsen Bay	South Coastal	City of Larsen Bay	\$3.30	-20%	-1%	\$3.95	-25%	-9%	Barge		No Change	No Change
Malson Lagoon	South Coastal	Crowley	\$3.98	-1%	0%	\$4.25	-5%	0%	Barge		No Change	No Change
New Stuyavok	South Coastal	New Stuyavok Village Corporation	\$4.70	14%	-2%	\$5.48	22%	7%	Barge		No Change	No Change

Appendix: Community Heating Fuel and Gasoline Survey - June 2007 Update													
Community	Region	Community Retailer: (Entity selling fuel)	Heating Fuel #1 06/2007 Retail: (selling price per gallon)	Percent +/- Statewide HF Average (\$4.14):	Percent +/- Retail: (selling price per gallon)	Gasoline Retail Price: (selling price per gallon)	Percent +/- Statewide Gas Average (\$4.49):	Percent +/- Retail: (selling price per gallon)	Transport Method:	Fuel Demand Increased, Decreased, or No change?	Gas Demand Increased, Decreased, or No change?		
Nendalton	South Coastal	City of Nendalton	\$5.55	34%	15%	\$5.80	27%	12%	Av.	Decreased	Decreased		
Old Harbor	South Coastal	City of Old Harbor	\$3.50	-15%	3%	\$4.10	-9%	4%	Barge	No Change	No Change		
Ouzinkie	South Coastal	Ouzinkie Native Corporation	\$2.68	-55%	-9%	\$3.64	-19%	N/A	Barge	No Change	No Change		
Port Lions	South Coastal	Katuyuk Oil Sales	\$3.70	-11%	9%	\$4.00	-11%	12%	Barge	No Change	No Change		
Saint George	South Coastal	Delta Fuel Company	\$4.47	8%	0%	\$4.08	-9%	-44%	Barge	No Change	No Change		
Sano Point	South Coastal	Faul Gunderson	\$3.25	-21%	0%	\$3.02	-33%	-6%	Barge	Decreased	Decreased		
Seldovia	South Coastal	Seldovia Fuel and Lube	\$3.08	-26%	13%	\$3.85	-14%	36%	Barge	No Change	No Change		
Togjak	South Coastal	Togjak Village Corporation	\$3.96	-4%	8%	\$4.63	3%	14%	Barge	No Change	No Change		
Uralaska	South Coastal	Delta Western	\$3.17	-23%	0%	\$3.20	-29%	8%	Barge	No Change	No Change		
Valdez	South Coastal	North Pacific	\$2.69	-35%	5%	\$3.20	-29%	10%	Barge (Gas)	No Change	No Change		
Angoon	Southeast	Angoon Oil and Gas	\$3.66	-12%	2%	\$3.87	-14%	5%	Barge	No Change	Decreased		
Craig	Southeast	Petro Marine	\$3.05	-26%	2%	\$3.20	-29%	-6%	Barge	No Change	No Change		
Guetauvus	Southeast	Guetauvus Day - Guetauvus Propane	\$3.24	-22%	5%	\$3.91	-13%	20%	Barge	No Change	No Change		

Appendix: Community Heating Fuel and Gasoline Survey - June 2007 Update												
Community	Region	Community Retailer: (only selling fuel)	Heating Fuel #1 06/2007 Retail: (selling price per gallon)	Percent +/- Statewide HF Average (\$4.14):	Percent +/- Retail: 11/2006 price per gallon)	Gasoline Retail Price: (selling price per gallon)	Percent +/- Statewide Gas Average (\$4.49):	Percent +/- Retail: 11/2006 price per gallon)	Transport Method:	Fuel Demand Increased, Decreased, or No change?	Gas Demand Increased, Decreased, or No change?	
Hoonah	Southeast	Hoonah Trading	\$3.40	-18%	4%	\$3.78	-16%	17%	Barge	No Change	No Change	
Junesau	Southeast	Reliable Oil - Fred Meyer Gas	\$3.28	-21%	7%	\$3.29	-27%	20%	Barge	No Change	No Change	
Kake	Southeast	Kake Tribal Fuel	\$3.94	-5%	4%	\$4.32	-4%	13%	Barge	No Change	No Change	
Pelican	Southeast	Lisianski Oil - Pelican Sea	\$3.75	-9%	6%	\$4.19	-7%	0%	Barge	No Change	Increased	
Petersburg	Southeast	Petro Marine	\$3.06	-26%	4%	\$3.10	-31%	17%	Barge	No Change	Decreased	
Point Baker	Southeast	Point Baker Trading Post	\$4.15	0%	1%	\$4.25	-5%	0%	Barge	No Change	Decreased	
Thorne Bay	Southeast	Petro Alaska	\$3.01	-27%	2%	\$3.78	-16%	16%	Barge	Decreased	Decreased	
Wrangell	Southeast	Wrangell Oil - Fernandes's Service	\$3.50	-15%	14%	\$3.55	-21%	18%	Barge	No Change	Decreased	
Alchik	Western	Kokarriuk Corporation	\$4.60	11%	0%	\$4.95	10%	0%	Barge	No Change	No Change	
Arvik	Western	Dalygas, Inc.	\$4.00	-3%	0%	\$5.00	11%	0%	Barge	Increased	Increased	
Aimauluk	Western	Aimauluk Limited	\$4.57	10%	17%	\$4.78	7%	7%	Barge	No Change	No Change	
Bethel	Western	Crowley	\$4.10	-1%	3%	\$4.73	5%	10%	Barge	No Change	No Change	
Brewing Mission	Western	Brewing Mission Native Store	\$4.80	15%	0%	\$5.10	14%	0%	Barge	No Change	Decreased	

Appendix: Community Heating Fuel and Gasoline Survey - June 2007 Update												
Community	Region	Community Retailer: (entity selling fuel)	Heating Fuel #1 06/2007 Retail: (selling price per gallon)	Percent +/- Statewide HF Average (\$4.14):	Percent +/- Retail: 11/2006 price per gallon)	Gasoline Retail Price: (selling price per gallon)	Percent +/- Statewide Gas Average (\$4.49):	Percent +/- Retail: 11/2006 price per gallon)	Transport Method:	Fuel Demand Increased, Decreased, or No change?	Gas Demand Increased, Decreased, or No Change?	
Deering	Western	Deering IFA	\$3.86	-7%	0%	\$3.80	-15%	1%	Barge	No Change	No Change	
Emmonak	Western	Emmonak Corp Tank Farm	\$4.71	14%	0%	\$4.89	9%	0%	Barge	No Change	No Change	
Gambell	Western	ANICA (Gambell Native Store)	\$4.65	12%	0%	\$4.89	9%	0%	Barge	Increased	No Change	
Golovin	Western	Golovin Public Utilities	\$4.42	7%	0%	\$4.90	9%	0%	Barge	No Change	No Change	
Grayling	Western	AYL Grayling Fuel Company	\$5.00	21%	0%	\$5.60	22%	0%	Barge	Increased	Increased	
Holy Cross	Western	Holy Cross O.L. Company	\$5.25	27%	0%	\$5.65	26%	0%	Barge	No Change	No Change	
Hooper Bay	Western	Crowley Marine	\$5.15	24%	0%	\$5.32	18%	0%	Barge	No Change	No Change	
Kailag	Western	Kailag Cooperative	\$4.50	9%	0%	\$5.00	11%	0%	Barge	No Change	No Change	
Kiana	Western	Kiana Traditional Council	\$6.00	45%	33%	\$5.25	17%	0%	Barge	Increased	No Change	
Kolik	Western	Kolik Yupik Enterprises	\$4.96	20%	0%	\$5.13	14%	0%	Barge	Increased	Increased	
Kotzebue	Western	Kikkigruk Inupiat Corporation	\$4.02	-3%	4%	\$4.20	-6%	0%	Barge	Decreased	No Change	
Koyuk	Western	Koyuk Native Corporation	\$4.34	5%	0%	\$4.34	-3%	0%	Barge	No Change	No Change	
Kwigillingok	Western	KWIK Marina Inc.	\$4.70	14%	2%	\$4.90	9%	-1%	Barge	No Change	No Change	

Appendix: Community Heating Fuel and Gasoline Survey - June 2007 Update

Community	Region	Community Retailer: (entity selling fuel)	Heating Fuel #1 06/2007 Retail: (selling price per gallon)	Percent +/- Statewide HF Average (\$4.14):	Percent +/- 11/2005 Retail (selling price per gallon)	Gasoline Retail Price: (selling price per gallon)	Percent +/- Statewide Gas Average (\$4.49):	Percent +/- 11/2006 Retail (selling price per gallon)	Transport Method:	Fuel Demand Increased, Decreased, or No change?	Gas Demand Increased, Decreased, or No change?
Marshall	Western	Masercoll Inc	\$4.74	14%	0%	\$5.14	14%	0%	Barge	Increased	No Change
McGrath	Western	Crowley	\$4.83	17%	0%	\$5.32	19%	0%	Barge	No Change	No Change
Mountain Village	Western	Azarcoral Fuel	\$4.67	13%	0%	\$4.95	8%	0%	Barge	No Change	No Change
Noorvik	Western	Morris Trading Company	\$4.55	10%	0%	\$4.98	9%	0%	Barge	No Change	No Change
Nulato	Western	City of Nulato	\$5.00	21%	25%	\$5.50	22%	28%	Barge	No Change	No Change
Nurapitluk	Western	Nurapitluk LTD.	\$4.50	9%	20%	\$4.75	6%	16%	Barge	Increased	Increased
Pilot Station	Western	Pilot Station Native Corporation	\$4.75	15%	17%	\$5.95	30%	8%	Barge	Increased	Increased
Quinhagak	Western	Quinhagak Corporation	\$4.73	14%	-3%	\$5.24	17%	-2%	Barge	No Change	No Change
Russian Mission	Western	Russian Mission Corporation	\$4.99	21%	0%	\$5.52	23%	0%	Barge	No Change	No Change
Saint Michael	Western	Saint Michael Fuel Company	\$4.65	12%	0%	\$4.99	11%	0%	Barge	No Change	No Change
Savoonga	Western	ANICA (Savoonga Native Store)	\$4.69	13%	1%	\$5.59	24%	13%	Barge	No Change	No Change
Scammon Bay	Western	Askvik Corporation	\$5.00	21%	2%	\$5.00	11%	2%	Barge	No Change	No Change
Shishmaref	Western	Shishmaref Native Store	\$5.09	23%	0%	\$4.75	6%	0%	Barge	No Change	No Change

Appendix: Community Heating Fuel and Gasoline Survey - June 2007 Update

Community	Region	Community Retailer (entity selling fuel)	Heating Fuel #1 06/2007 Retail: (selling price per gallon)	Percent +/- Statewide HF Average (\$4.14):	Percent +/- 11/2006 Retail: (selling price per gallon)	Gasoline Retail Price: (selling price per gallon)	Percent +/- Statewide Gas Average (\$4.49):	Percent +/- 11/2006 Retail: (selling price per gallon)	Transport Method:	Fuel Demand Increased, Decreased, or No Change?	Gas Demand Increased, Decreased, or No Change?
Sheehole	Western	Henry Hill Store	\$5.90	43%	-16%	\$6.35	41%	-13%	Barge	Decreased	Decreased
Stebbins	Western	Tappan Fuel Company	\$4.85	17%	11%	\$5.00	11%	8%	Barge	Increased	Increased
Teller	Western	City of Teller	\$4.78	16%	3%	\$4.78	7%	3%	Barge	No Change	No Change
Toksock Bay	Western	Nunakauak Yupik Corporation	\$5.24	27%	4%	\$5.88	31%	8%	Barge	Increased	No Change
Tuntutuliak	Western	Qierriut Corporation	\$4.95	17%	4%	\$4.57	11%	-1%	Barge	Decreased	Decreased
Unalakleet	Western	Unalakleet Native Corporation	\$4.63	12%	0%	\$4.86	8%	0%	Barge	Decreased	No Change
Upper Kalsileg	Western	City of Upper Kalsileg	\$5.00	21%	0%	\$5.15	15%	0%	Barge	No Change	No Change
Wales	Western	Wales Native Store	\$3.90	8%	3%	\$4.07	-9%	3%	Barge	No Change	No Change
White Mountain	Western	White Mountain Native Store	\$4.28	4%	16%	\$4.56	11%	30%	Barge	Decreased	Decreased

Note: Statewide heating fuel average price does not include North Slope communities. Heating fuel in these communities is subsidized by the borough and therefore not comparable.

The Division of Community Advocacy offers a wide range of online data and information resources to communities, agencies and the public. The following is a listing of some, but not all, of the Division's most prominent resources.




The Community Profiles Database. This database contains community profiles for more than 390 places in Alaska, the majority of which are communities. Information found in this database includes population, history, culture, facilities information, census data and much more. Visit the Community profiles Database at:

http://www.commerce.state.ak.us/dca/commdb/CF_COMDB.htm



The Municipal Officials Directory (MOD) Online System. This directory offers dynamic contact information for communities across the state, including local and regional contacts, municipal officials and employee listings. The system is updated continuously and has the ability to deliver requested queries to you in excel and in only a few minutes. You can visit the MOD online at:

<http://commerce.state.ak.us/dca/MOD/MOD.htm>



The Alaska Economic Development Resource Guide (EDRG). The EDRG is designed to bring together in one place an inventory of programs and services which can provide economic development assistance to Alaska communities and businesses. You can visit the EDRG at:

<http://www.commerce.state.ak.us/dca/edrg/EDRG.htm>



Capital Projects Database. The Capital Projects Database contains descriptions, funding levels and status for over 8,000 capital projects in Alaska communities. Like the MOD, the online system has the ability to deliver requested queries to you in excel and in only a few minutes. You can visit the Capital Projects Database at:

http://www.commerce.state.ak.us/dca/commdb/CF_RAPIDS.htm



Community Profile Maps. The Division provides mapping services that assist Department staff and communities in accomplishing the goals of increasing economic development and strengthening local governments in rural Alaska. Maps are produced to display land use, land suitability, land ownership, and the boundaries set out in ANCSA 14(c) land settlements. You can visit the Community Profile Maps at:

<ftp://ftp.dcbd.dced.state.ak.us/profiles/profile-maps.htm>

