

Alaska Fuel Price Report: Current Community Conditions

July 2013



Sean Parnell, Governor

Department of Commerce, Community, and Economic Development

Susan Bell, Commissioner

Division of Community and Regional Affairs

Scott Ruby, Director

Cover page photo credit:

Department of Commerce, Community, and Economic Development; Division of Community and Regional Affairs.

Previous editions of *Alaska Fuel Price Report* may be found on DCRA's website:

<http://www.commerce.alaska.gov/dnn/dcra/ResearchAnalysis/FuelPriceSurvey.aspx>

The State of Alaska, Department of Commerce, Community, and Economic Development (DCCED), complies with Title II of the Americans with Disabilities Act of 1990. This publication is available in alternative communication formats upon request. Please contact dcra.publications@alaska.gov. The number for the DCCED Telephonic Device for the Deaf (TDD) is 1-907-465-5437.

INTRODUCTION AND METHODOLOGY

The fuel price report contains a bi-annual collection of fuel prices quoted in 100 communities during the months of January and July. It illustrates current changes in fuel prices across Alaska, and also provides a historical perspective. The report highlights the price differences among Alaska communities and sheds light on the influence of transportation costs on the fuel prices at various locations. This, in part, explains the high costs of living in Alaska's remote locations.

To complement the fuel price information, analysts at the Division of Community and Regional Affairs (DCRA) include monthly Alaska North Slope (ANS) crude price information and the national average prices of gasoline and heating fuel. The nation-wide heating fuel prices are tracked only during the heating season that starts in October and stretches into March of the following year.

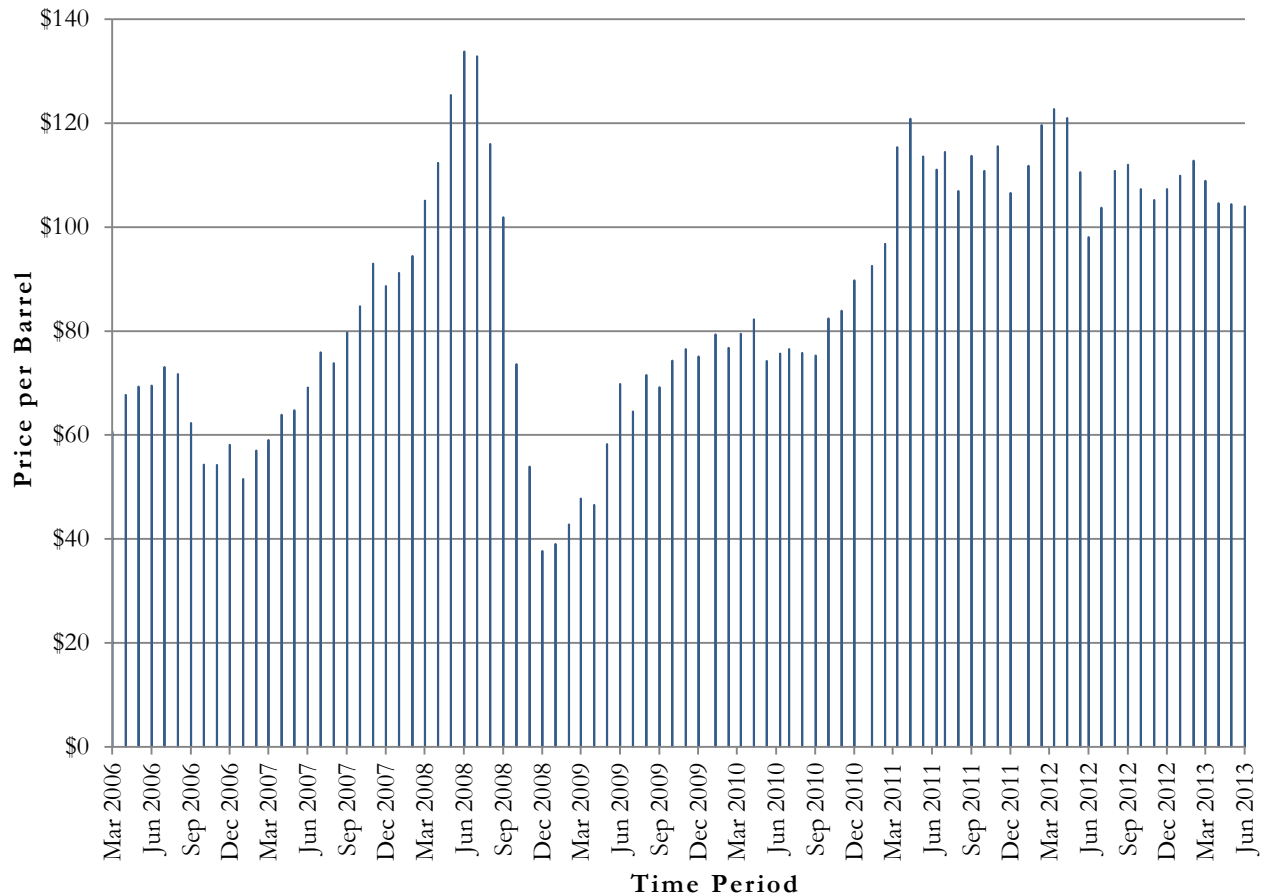
In 2005, 100 communities were strategically selected as survey participants to represent differing socioeconomic conditions in Alaska. Many of the rural communities have been recipients of the DCRA's bulk fuel project assistance. The selected communities lie in the Interior, Gulf Coast, Northern, Northwest, Southeast, Southwest, and Western regions (Appendix A-1). To accurately and consistently track longitudinal changes in fuel prices, the 2005 survey format and community sample were continually used through July 2013. Therefore, the communities and core questionnaire items have remained the same.

The current report contains the national gasoline prices and monthly ANS crude prices from from March 2006 to July 2013, in addition to the statewide price quotations from the survey conducted between July 1 and July 16, 2013. Local fuel retailers in the selected communities were contacted via telephone and asked to provide current per-gallon prices on heating fuel #1 and gasoline (Appendix A-2) on the date of the survey. All fuel price quotes reflect prices at the vendors' pump stations. Therefore, survey results are one-time measurements and are representative of retail fuel prices on the particular day of contact. Heating fuel and gasoline prices may have changed between the time of contact and the publication of this report.

ALASKA NORTH SLOPE CRUDE AND NATIONAL FUEL PRICES

The shift of fuel prices in Alaska's communities over a given time period generally follow the ANS crude price trend. However, changes in transportation modes of fuel delivery and the cost of the existing inventory, held in bulk, also exert strong influences on current local fuel price levels.

Figure 1. Alaska North Slope Crude: March 2006 to June 2013



The price of ANS West Coast crude oil¹ was tracked from March 2006 to June 2013 (Figure 1). During this period, the price was highest in June 2008, at \$133.78, and lowest in December 2008, when it was \$37.70. During the latter half of 2009, and most of 2010, oil prices remained fairly stable. In the the fall of 2010, however, crude oil prices resumed their upward trend going from \$75.27 in September 2010 up to \$122.68 in March 2012, the highest price recorded since June 2008. The monthly average price in June 2013 was \$104.01 per barrel.

¹ Source: Alaska Department of Revenue, Tax Division. Retrieved on July 12, 2013, from: <http://www.tax.alaska.gov/programs/oil/prevailing/ans.aspx>

The Energy Information Administration (EIA) has been tracking the national average price of gasoline² since 1990. The gasoline price (all grades – conventional retail) peaked at \$4.10 per gallon in mid-July 2008, and dropped to \$1.64 per gallon by the end of December 2008 (Figure 2). By early June 2009, the price had increased to \$2.54 per gallon and had remained mostly level until December of 2010, when it once again crested the \$3 per gallon mark. In 2013, the lowest gasoline price registered at \$3.30 per gallon in early January and the highest registered at \$3.79 in late February. The national average gasoline price in mid-July 2013 was \$3.63.

Figure 2. Weekly National Average Gasoline Price: March 2006 to June 2013



EIA also reports average residential heating prices. Heating fuel #2 is the most common fuel type used nationwide, but heating fuel #1 is more common in Alaska communities since the latter is more suitable for cold temperatures. Therefore, price quotes are only representative of the type of heating fuel most commonly used in the respective locations.

As mentioned earlier, national average heating fuel #2 prices are tracked for the winter months — from October to March only. In 2013, the average price during the heating season was \$4.05 per gallon. The current average (October 2012 – March 2013) was \$4.01 per gallon.

² Source: U.S. Energy Information Administration. Retrieved on July 12, 2013, from: http://www.eia.gov/dnav/pet/pet_pri_gnd_dcus_nus_w.htm.

CURRENT FUEL PRICES ACROSS ALASKA

The prices of heating fuel #1 and gasoline in 100 communities across seven regions of Alaska vary based on their location within Alaska and their proximity to the road system. Fuel price quotes in this report reflect prices as charged at the vendors' pump station and may include a sales tax, if applicable.

Table 1. July 2013: Heating Fuel #1 Prices per Gallon across Alaska

	Gulf Coast	Interior	Northern	Northwest	Southeast	Southwest	Western
High	\$7.29	\$10.00	\$2.50	\$7.22	\$5.85	\$8.21	\$7.67
Low	\$3.97	\$3.85	\$1.40	\$4.85	\$3.80	\$4.00	\$5.49
Average	\$4.86	\$5.76	\$1.74	\$6.10	\$4.69	\$5.72	\$6.58

As shown in Table 1, Alaska communities in the Western Region reported the highest average heating fuel retail price at \$6.58 per gallon, while Northern communities reported the lowest average retail price at \$1.74 per gallon. The North Slope Borough subsidizes residential heating fuel costs in five of its seven communities. Excluding the Northern Region, Southeast Alaska communities experienced the lowest heating fuel prices. The relatively short distance to fuel distribution centers and year-round marine access contribute to the lowest Alaska heating fuel prices at an average of \$4.69 per gallon. This also holds true for the Gulf Coast Region, which has the next-lowest average price of \$4.86 per gallon. Although the Southwest Region has year-round marine access, the greater distance to distribution centers results in higher prices, with a current average of \$5.72.

In other parts of the state, many communities are located off the road system and have limited and, at times, impaired (mostly due to weather) waterway access. Such isolation contributes to higher fuel costs. In the Northern, Northwest, and Western regions, most communities depend on a few bulk fuel barge deliveries per year but only if weather and water levels allow it. Sometimes, fuel must be flown into the community, further increasing the cost for consumers.

Table 2. July 2013: Northern Region Heating Fuel #1 and Gasoline Retail Prices

Community	Community Retailer	Heating Fuel Retail Price		Gasoline Retail Price
		Residential	Commercial	
Anaktuvuk Pass	Nunamiut Corporation	\$1.55	\$9.25	\$9.65
Atkasuk	North Slope Borough	\$1.40	\$4.10	\$4.10
Barrow	Eskimos, Inc	Natural Gas	Natural Gas	\$6.20
Kaktovik	Kaktovik Inupiat Corporation	\$2.50	\$8.50	\$5.60
Nuiqsut	Kuukpiik Corporation	Natural Gas	Natural Gas	\$5.00
Point Hope	Tigara Corporation	\$1.74	\$7.99	\$5.76
Wainwright	Olgoonik Corporation	\$1.50	\$6.55	\$6.87

Of noteworthy importance, the North Slope Borough (Northern Region) has village corporations that distribute fuel to residents throughout the Northern Region and, within the community, charge only a delivery fee on a per-gallon basis (Table 2). The North Slope Borough does not subsidize heating fuel for commercial use. Consequently, the retail price of heating fuel for commercial entities is significantly higher than for residences. Two Northern Region communities, Barrow and Nuiqsut, heat primarily with natural gas.

To accurately summarize statewide heating fuel prices, it is appropriate to exclude Northern Region communities because of the North Slope Borough subsidy for residential-use heating fuel and natural gas connections. On average, excluding the seven Northern communities, heating fuel retailed at \$5.74 per gallon across the remaining surveyed Alaska communities. Arctic Village (Interior Region), a local tribal organization, usually receives its bulk fuel by airlift and reported the highest heating fuel retail price at \$10.00 per gallon (see Appendix A-2). In contrast, the cities of Craig and Thorne Bay (Southeast Region) reported the lowest heating fuel price in July 2013 at \$3.80 per gallon.

Table 3. July 2013: Gasoline Prices per Gallon across Alaska

	Gulf Coast	Interior	Northern	Northwest	Southeast	Southwest	Western
High	\$7.32	\$10.00	\$9.65	\$7.86	\$5.15	\$8.31	\$8.03
Low	\$3.80	\$4.05	\$4.10	\$5.58	\$3.71	\$4.35	\$6.20
Average	\$5.18	\$6.10	\$6.17	\$6.61	\$4.49	\$6.28	\$6.94

As Table 3 illustrates, average gasoline prices per gallon varied across Alaska by region. Communities in the Western Region reported the highest average gasoline retail price at \$6.94 per gallon and Southeast Region communities reported the lowest average retail price at \$4.49 per gallon. Statewide retail prices indicate significant variation in gasoline price. Specifically, Arctic Village, the local tribal organization (Interior Region), generally receives its gasoline by airlift, and reported the highest gasoline price at \$10.00 per gallon. Delta Western in Juneau (Southeast Region) reported the lowest gasoline retail price at \$3.71 per gallon. On average, gasoline retailed for \$6.09 per gallon across the 100 surveyed Alaska communities.

In the Gulf Coast and Interior regions, some communities lie on the road system, and others do not. This causes heating fuel prices to differ between the two groups (Table 4). This contrast is stronger in the Interior, where the average prices for heating oil and gasoline for communities off the road system were \$2.46 and \$2.33 higher, respectively, than the average prices for communities on the road system. In the Gulf Coast Region, where many of the communities can be served year-round by road or barge, the average price was \$1.00 higher for heating fuel and \$1.52 higher for gasoline for communities off the road system than the average price for communities on the road system.

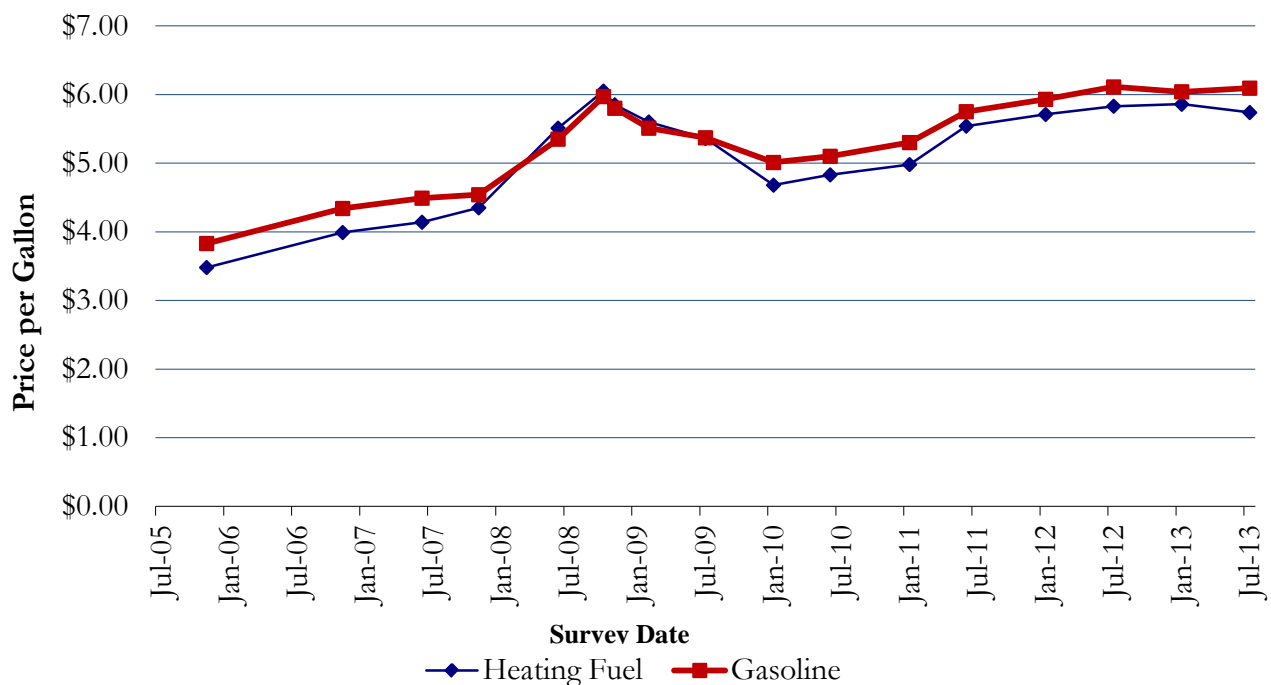
Table 4. July 2013 On the Road System and Off the Road System: Prices in the Gulf Coast and Interior Regions

Gulf Coast	On Road System	Off Road System	Interior	On Road System	Off Road System
Heating Fuel:			Heating Fuel:		
High	\$4.30	\$7.29	High	\$5.00	\$10.00
Low	\$3.97	\$4.12	Low	\$3.85	\$5.00
Average	\$4.19	\$5.19	Average	\$4.24	\$6.70
Gasoline:			Gasoline:		
High	\$4.49	\$7.32	High	\$5.50	\$10.00
Low	\$3.80	\$3.82	Low	\$4.05	\$5.90
Average	\$4.21	\$5.73	Average	\$4.66	\$6.99

CHANGE IN FUEL PRICES ACROSS ALASKA

Since July 2012, the heating fuel prices in the selected Alaska communities have been decreasing overall. Excluding the Northern Region communities, the average per gallon heating fuel price fell from \$5.83 in July 2012, to \$5.74 in July 2013 (Figure 3). This \$0.09 per gallon price change is a 1.5 percent decrease in the average heating fuel price per gallon. From July 2012 to July 2013, average heating fuel prices in all regions decreased: Northern Region (-10%), Gulf Coast (-4%), Southeast (-3%), Interior (-1%), Northwest (-1%), Southwest (-1%), and Western (-1%) (Figure 4).

Figure 3. Trend in Average Alaska Fuel Price



The average gasoline price of the surveyed communities also decreased slightly from July 2012 to July 2013, dropping from \$6.11 to \$6.09 per gallon (Figure 3). This \$0.02 per gallon average price decrease represents a 0.3% percent decrease in the statewide average price per gallon of gasoline. Gasoline prices per gallon increased in most regions: Gulf Coast (+5%); Interior (+5%); Northwest (+5%); Northern (+4%); Southwest (+4%) and Western (+1%) (Figure 5). The Southeast region saw a four percent decrease in gasoline prices during this period.

Figure 4. Heating Fuel Prices by Region

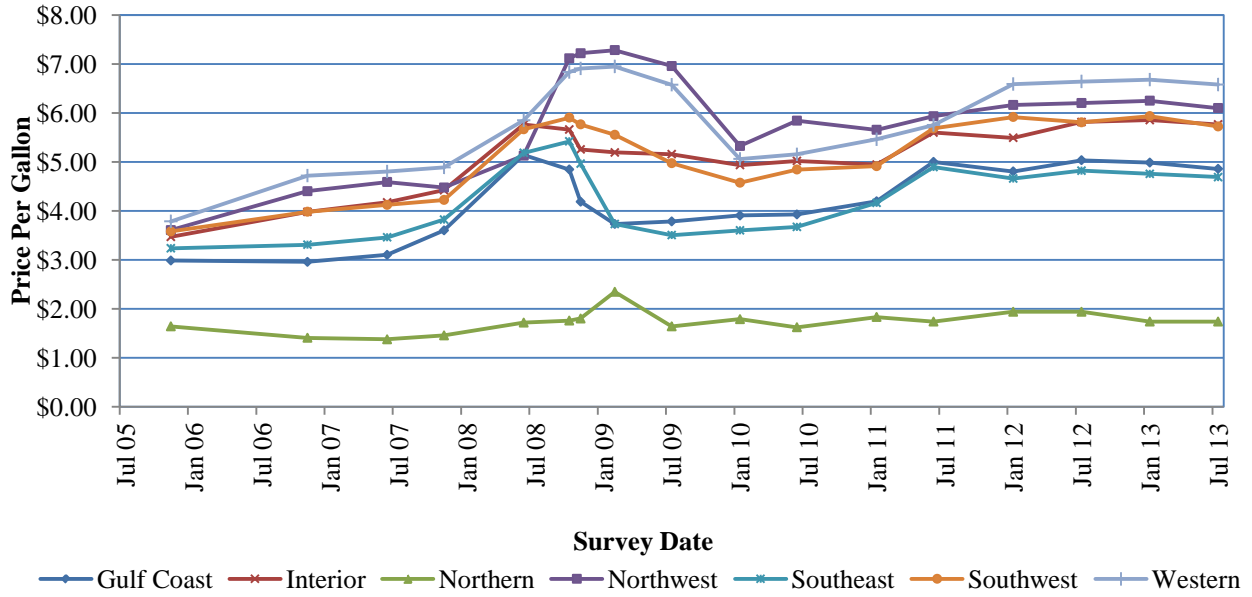
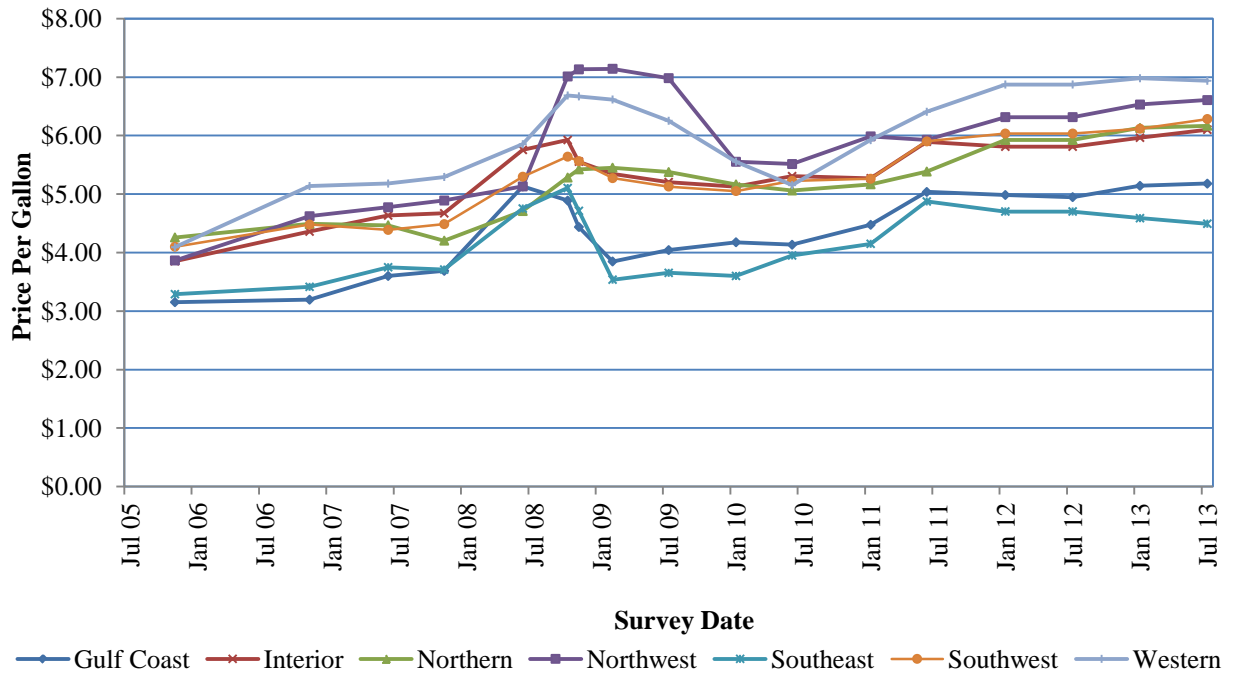


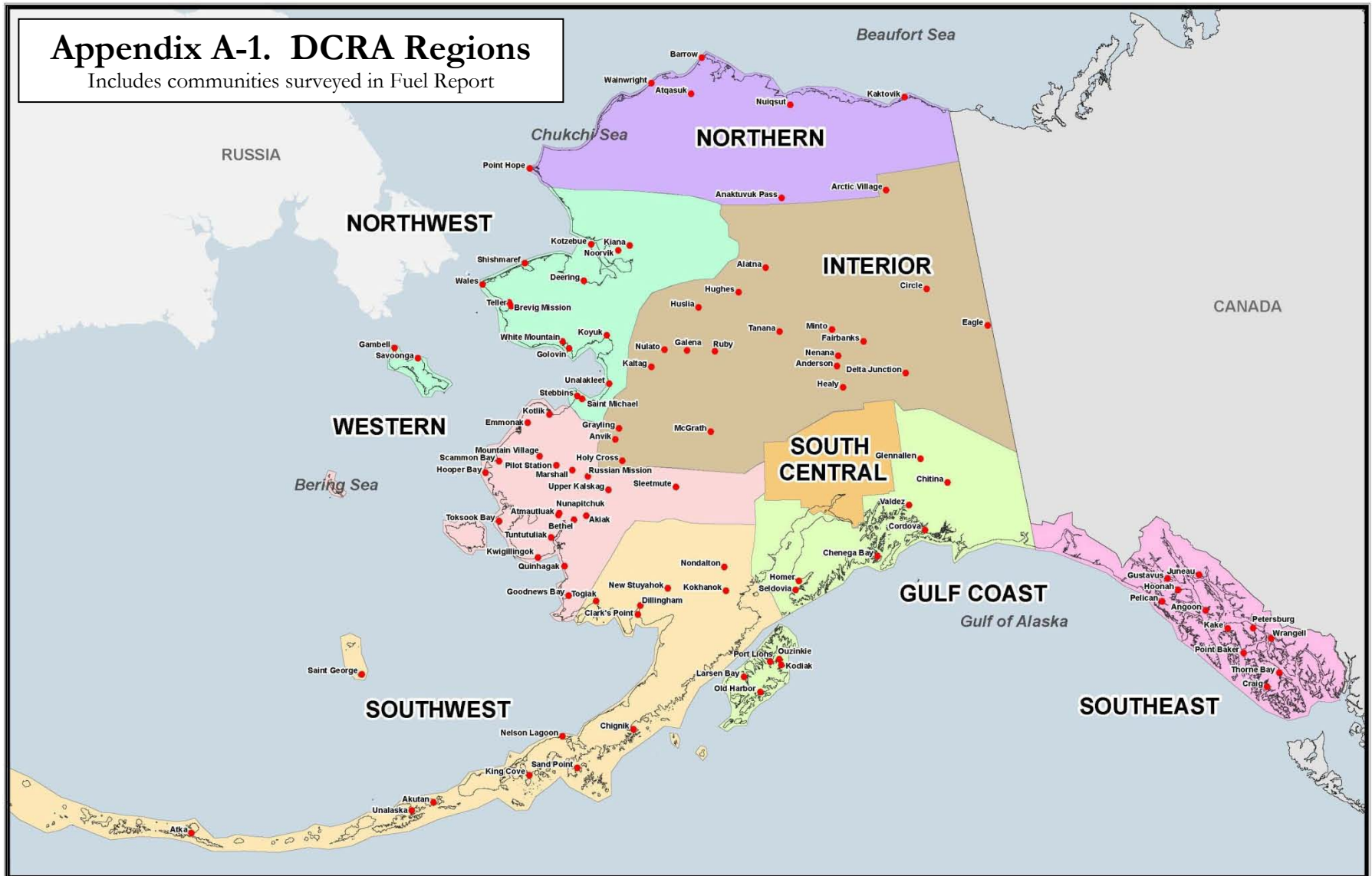
Figure 5. Gasoline Prices by Region



SUMMARY

During July 2013, current retail heating fuel #1 and gasoline prices were collected from 100 select communities across Alaska. Gasoline prices across the state of Alaska in July 2013 ranged from \$3.71 (Juneau) to \$10 (Arctic Village), with an average price of \$6.09. In comparison, the national average gasoline price in July 2013, was \$3.63 per gallon. Overall, the average heating fuel price of the surveyed communities (excluding the subsidized Northern Region) was \$5.74 in July 2013; whereas, the most recent national average (March 2013) was \$4.01.

In general, average Alaska heating fuel prices are lower than their peak in the summer of 2008. Gasoline prices have decreased by \$0.02 per gallon since July 2012. Prices for heating fuel dropped by 1.5 percent and gasoline by 0.3% percent since July 2012. Although fuel prices are comparable to late 2008, they are still significantly higher than in November 2005 when the survey was first initiated. Since November 2005, the statewide average cost of heating fuel has increased 64.9 percent from \$3.48, and the statewide average cost of gasoline has increased 59.1 percent from \$3.83. These increased fuel and energy costs continue to present rural Alaska communities and households with challenging circumstances.



Appendix A-2: Community Heating Fuel and Gasoline July 2013

Community	Region	Community Retailer: (entity selling fuel)	Heating Fuel #1 07/2013 Retail: (selling price per gallon - \$\$)	Percent (%) +/- 07/2013 Statewide Heating Fuel Average (\$5.74*):	Percent +/- 07/2012 Retail: (selling price per gallon)	Gasoline 07/2013 Retail Price: (selling price per gallon - \$\$)	Percent (%) +/- 07/2013 Statewide Gasoline Average (\$6.09):	Percent +/- 7/2012 Retail: (selling price per gallon)
Chenega Bay	Gulf Coast	Chenega Bay Utility	\$7.29	27%	4%	\$7.32	20%	3%
ChitinaΔ	Gulf Coast	Chitina Services	\$4.30	-25%	4%	\$4.49	-26%	-4%
Cordova	Gulf Coast	Hovers Mover	\$4.12	-28%	-10%	\$4.89	-20%	-4%
GlennallenΔ	Gulf Coast	Crowley	\$4.30	-25%	4%	\$4.49	-26%	-4%
HomerΔ	Gulf Coast	Home Run Oil	\$3.97	-31%	6%	\$3.80	-38%	-17%
Kodiak	Gulf Coast	Petro Marine	\$4.12	-28%	4%	\$3.82	-37%	-13%
Larsen Bay	Gulf Coast	City of Larsen Bay	\$5.81	1%	6%	\$6.50	7%	3%
Old Harbor	Gulf Coast	City of Old Harbor	\$5.80	1%	-11%	\$7.13	17%	0%
Ouzinkie	Gulf Coast	Ouzinkie Native Corporation	\$4.31	-25%	-10%	Not Sold	N/A	N/A
Port Lions	Gulf Coast	Kizhuyak Oil Sales	\$4.95	-14%	-24%	\$5.35	-12%	9%
Seldovia	Gulf Coast	Seldovia Fuel and Lube	\$5.12	-11%	-3%	\$5.13	-16%	-5%
ValdezΔ	Gulf Coast	North Pacific	\$4.20	-27%	0%	\$4.05	-34%	-2%
Alatna	Interior	Alatna Village	\$7.00	22%	No Price in July	\$7.00	15%	-7%
AndersonΔ	Interior	Nenana Heating	\$4.06	-29%	2%	\$4.39	-28%	1%
Anvik	Interior	Deloyges, Inc.	\$6.00	5%	4%	\$6.50	7%	18%
Arctic Village	Interior	Arctic Village	\$10.00	74%	0%	\$10.00	64%	0%
CircleΔ	Interior	Central Corner (HF); Village of Circle (Gas)	\$4.23	-26%	No Price in July	\$5.50	-10%	-1%
Delta JunctionΔ	Interior	Delta Fuel	\$3.90	-32%	4%	\$4.30	-29%	0%

Community	Region	Community Retailer: (entity selling fuel)	Heating Fuel #1 07/2013 Retail: (selling price per gallon - \$\$)	Percent (%) +/- 07/2013 Statewide Heating Fuel Average (\$5.74*):	Percent +/- 07/2012 Retail: (selling price per gallon)	Gasoline 07/2013 Retail Price: (selling price per gallon - \$\$)	Percent (%) +/- 07/2013 Statewide Gasoline Average (\$6.09):	Percent +/- 7/2012 Retail: (selling price per gallon)
EagleΔ	Interior	Telegraph Hill Services	\$4.75	-17%	0%	\$5.00	-18%	0%
FairbanksΔ	Interior	Alaska Petroleum	\$3.85	-33%	2%	\$4.05	-34%	-1%
Galena	Interior	Crowley Marine Services	\$6.02	5%	1%	\$6.80	12%	-2%
Grayling	Interior	HYL Grayling Fuel Company	\$5.00	-13%	0%	\$6.00	-2%	0%
HealyΔ	Interior	Fisher Fuel	\$4.06	-29%	-13%	\$4.39	-28%	-3%
Holy Cross	Interior	Holy Cross Oil Company	\$7.15	25%	4%	\$7.35	21%	0%
Hughes	Interior	City of Hughes	\$9.00	57%	-5%	\$8.25	35%	0%
Huslia	Interior	Huslia Gas & Oil	\$7.00	22%	0%	\$7.00	15%	0%
Kaltag	Interior	Kaltag Cooperative	\$5.74	0%	0%	\$6.00	-2%	0%
McGrath	Interior	Crowley	\$7.46	30%	0%	\$7.45	22%	1%
MintoΔ	Interior	North Fork Store	\$5.00	-13%	1%	\$5.25	-14%	-8%
NenanaΔ	Interior	Nenana Heating	\$4.06	-29%	2%	\$4.39	-28%	1%
Nulato	Interior	City of Nulato	\$5.35	-7%	-3%	\$5.90	-3%	-9%
Ruby	Interior	Dineega Fuel Company	\$5.92	3%	6%	\$6.35	4%	2%
Tanana	Interior	Tanana Tribal Council	\$5.50	-4%	0%	\$6.25	3%	N/A
Anaktuvuk Pass	Northern	Nunamiut Corporation	\$1.55	-73%	0%	\$9.65	58%	0%
Atkasuk	Northern	North Slope Borough	\$1.40	-76%	0%	\$4.10	-33%	-31%
Barrow	Northern	Eskimos Inc.	Natural Gas	N/A	N/A	\$6.20	2%	5%
Kaktovik	Northern	Kaktovik Inupiat Corporation	\$2.50	-56%	-31%	\$5.60	-8%	0%
Nuiqsut	Northern	Kuukpik Corporation	Natural Gas	N/A	N/A	\$5.00	-18%	0%

Community	Region	Community Retailer: (entity selling fuel)	Heating Fuel #1 07/2013 Retail: (selling price per gallon - \$\$)	Percent (%) +/- 07/2013 Statewide Heating Fuel Average (\$5.74*):	Percent +/- 07/2012 Retail: (selling price per gallon)	Gasoline 07/2013 Retail Price: (selling price per gallon - \$\$)	Percent (%) +/- 07/2013 Statewide Gasoline Average (\$6.09):	Percent +/- 7/2012 Retail: (selling price per gallon)
Point Hope	Northern	Tigara Corporation	\$1.74	-70%	6%	\$5.76	-5%	5%
Wainwright	Northern	Olgoonik Corporation	\$1.50	-74%	0%	\$6.87	13%	0%
Brevig Mission	Northwest	Brevig Mission Native Store	\$5.29	-8%	12%	\$6.31	4%	24%
Deering	Northwest	Deering IRA	\$6.50	13%	4%	\$6.75	11%	4%
Gambell	Northwest	ANICA (Gambell Native Store)	\$5.91	3%	-12%	\$5.58	-8%	-20%
Golovin	Northwest	Golovin Public Utilities	\$6.00	5%	20%	\$6.00	-2%	20%
Kiana	Northwest	City of Kiana	\$6.50	13%	-7%	\$7.00	15%	-7%
Kotzebue	Northwest	Crowley	\$6.07	6%	7%	\$6.29	3%	10%
Koyuk	Northwest	Koyuk Native Corporation	\$5.50	-4%	-15%	\$5.94	-3%	-3%
Noorvik	Northwest	Morris Trading Post	\$6.31	10%	-16%	\$7.57	24%	0%
Saint Michael	Northwest	Saint Michael Fuel Company	\$6.95	21%	3%	\$5.81	-5%	-6%
Savoonga	Northwest	ANICA (Savoonga Native Store)	\$6.51	13%	16%	\$7.04	16%	17%
Shishmaref	Northwest	Shishmaref Native Store	\$6.45	12%	0%	\$6.99	15%	0%
Stebbins	Northwest	Tapraq Fuel Company	\$7.22	26%	3%	\$7.47	23%	5%
Teller	Northwest	Teller Native Fuel Business	\$5.23	-9%	-9%	\$7.86	29%	22%
Unalakleet	Northwest	Unalakleet Native Corporation	\$6.30	10%	No Price in July	\$6.30	3%	0%
Wales	Northwest	Wales Native Store	\$6.00	5%	-11%	\$7.15	17%	10%
White Mountain	Northwest	White Mountain Native Store	\$4.85	-15%	-8%	\$5.65	-7%	0%
Angoon	Southeast	Angoon Oil and Gas	\$5.33	-7%	0%	\$5.08	-17%	0%
Craig	Southeast	Petro Marine	\$3.80	-34%	-14%	\$3.85	-37%	-11%

Community	Region	Community Retailer: (entity selling fuel)	Heating Fuel #1 07/2013 Retail: (selling price per gallon - \$\$)	Percent (%) +/- 07/2013 Statewide Heating Fuel Average (\$5.74*):	Percent +/- 07/2012 Retail: (selling price per gallon)	Gasoline 07/2013 Retail Price: (selling price per gallon - \$\$)	Percent (%) +/- 07/2013 Statewide Gasoline Average (\$6.09):	Percent +/- 7/2012 Retail: (selling price per gallon)
Gustavus	Southeast	Gustavus Dray - Gustavus Propane	\$5.08	-11%	-1%	\$4.95	-19%	-4%
Hoonah	Southeast	Hoonah Trading	\$4.69	-18%	0%	\$4.35	-29%	0%
Juneau	Southeast	Delta West. (HF) Fred Meyer (Gas)	\$4.12	-28%	1%	\$3.71	-39%	-15%
Kake	Southeast	Kake Tribal Fuel	\$5.85	2%	0%	\$5.12	-16%	-15%
Pelican	Southeast	Pelican Fuel	\$4.94	-14%	-6%	\$5.04	-17%	-1%
Petersburg	Southeast	Petro Marine	\$3.97	-31%	-4%	\$4.00	-34%	2%
Point Baker	Southeast	Point Baker Trading Post	\$5.30	-8%	4%	\$5.15	-15%	4%
Thorne Bay	Southeast	Petro Marine (HF) Bayview (Gas)	\$3.80	-34%	-14%	\$3.85	-37%	-18%
Wrangell	Southeast	Wrangell Oil	\$4.69	-18%	1%	\$4.33	-29%	1%
Akutan	Southwest	City of Akutan	\$4.00	-30%	-7%	\$4.80	-21%	0%
Atka	Southwest	Atka Native Store	\$7.65	33%	-14%	\$7.90	30%	-13%
Chignik	Southwest	City of Chignik (HF); Trident (Gas)	\$4.51	-21%	-11%	\$5.04	-17%	2%
Clark's Point	Southwest	City of Clark's Point	\$6.00	5%	0%	\$6.00	-2%	0%
Dillingham	Southwest	Delta Western	\$5.23	-9%	-1%	\$6.63	9%	-3%
King Cove	Southwest	Peter Pan Seafood	\$4.12	-28%	-6%	\$4.92	-19%	-4%
Kokhanok	Southwest	Kokhanok Tribal Council	\$8.21	43%	4%	\$8.00	31%	0%
Nelson Lagoon	Southwest	Nelson Lagoon Enterprises	\$6.25	9%	14%	\$6.40	5%	13%
New Stuyahok	Southwest	New Stuyahok Village Corp.	\$6.77	18%	7%	\$8.31	36%	29%
Nondalton	Southwest	City of Nondalton	\$6.08	6%	-8%	\$6.92	14%	-11%

Community	Region	Community Retailer: (entity selling fuel)	Heating Fuel #1 07/2013 Retail: (selling price per gallon - \$\$)	Percent (%) +/- 07/2013 Statewide Heating Fuel Average (\$5.74*):	Percent +/- 07/2012 Retail: (selling price per gallon)	Gasoline 07/2013 Retail Price: (selling price per gallon - \$\$)	Percent (%) +/- 07/2013 Statewide Gasoline Average (\$6.09):	Percent +/- 7/2012 Retail: (selling price per gallon)
Saint George	Southwest	Delta Fuel Company	\$6.49	13%	No Price in July	\$7.72	27%	23%
Sand Point	Southwest	TDX Svcs (HF); Trident (gas)	\$5.02	-13%	5%	\$4.84	-21%	-4%
Togiak	Southwest	Togiak Natives Limited	\$5.64	-2%	-4%	\$6.14	1%	-7%
Unalaska	Southwest	Delta Western	\$4.15	-28%	-11%	\$4.35	-29%	-7%
Akiak	Western	Kokarmiut Corporation	\$6.85	19%	0%	\$6.90	13%	-7%
Atmautluak	Western	Atmautluak Limited	\$6.83	19%	-13%	\$7.20	18%	-1%
Bethel	Western	Crowley	\$6.02	5%	-6%	\$6.85	12%	4%
Emmonak	Western	Emmonak Corp. Tank Farm	\$5.77	1%	-12%	\$6.46	6%	-1%
Goodnews Bay	Western	Mumtram Pikkai Village Corp.	\$5.49	-4%	0%	\$6.44	6%	4%
Hooper Bay	Western	Crowley Marine	\$7.09	24%	0%	\$6.98	15%	0%
Kotlik	Western	Kotlik Yupik Enterprises	\$6.10	6%	0%	\$6.70	10%	0%
Kwigillingok	Western	KWIK Marina Inc.	\$5.95	4%	-8%	\$6.70	10%	2%
Marshall	Western	Maserculiq Inc.	\$5.74	0%	0%	\$6.94	14%	0%
Mountain Village	Western	Azachorak Fuel	\$7.31	27%	0%	\$6.21	2%	-14%
Nunapitchuk	Western	Nunapitchuk LTD.	\$7.02	22%	0%	\$7.30	20%	0%
Pilot Station	Western	Pilot Station Native Corporation	\$7.32	28%	0%	\$8.03	32%	0%
Quinhagak	Western	Qanirtuuq Corporation	\$6.45	12%	3%	\$6.50	7%	0%
Russian Mission	Western	Russian Mission Corporation	\$5.75	0%	0%	\$6.20	2%	0%
Scammon Bay	Western	Askinuk Corporation	\$6.82	19%	-8%	\$6.82	12%	-8%
Sleetmute	Western	Henry Hill Store	\$7.25	26%	-1%	\$7.90	30%	1%

Community	Region	Community Retailer: (entity selling fuel)	Heating Fuel #1 07/2013 Retail: (selling price per gallon - \$\$)	Percent (%) +/- 07/2013 Statewide Heating Fuel Average (\$5.74*):	Percent +/- 07/2012 Retail: (selling price per gallon)	Gasoline 07/2013 Retail Price: (selling price per gallon - \$\$)	Percent (%) +/- 07/2013 Statewide Gasoline Average (\$6.09):	Percent +/- 7/2012 Retail: (selling price per gallon)
Toksook Bay	Western	Nunakauiak Yupik Corporation	\$7.67	34%	27%	\$7.78	28%	30%
Tuntutuliak	Western	Qinarmiut Corporation	\$6.80	19%	0%	\$7.15	17%	2%
Upper Kalskag	Western	City of Upper Kalskag	\$6.75	18%	4%	\$6.75	11%	4%

N/A Not Available

* Heating fuel average does not include Northern communities, whose residential fuel is subsidized by the North Slope Borough.

Δ Community is on the road system; this only applies to communities in the Gulf Coast and Interior regions.