

Annual Report

Fiscal Year 2025

CORPORATIONS SECTION



Department of Commerce, Community, and Economic Development

Division of Corporations, Business
and Professional Licensing

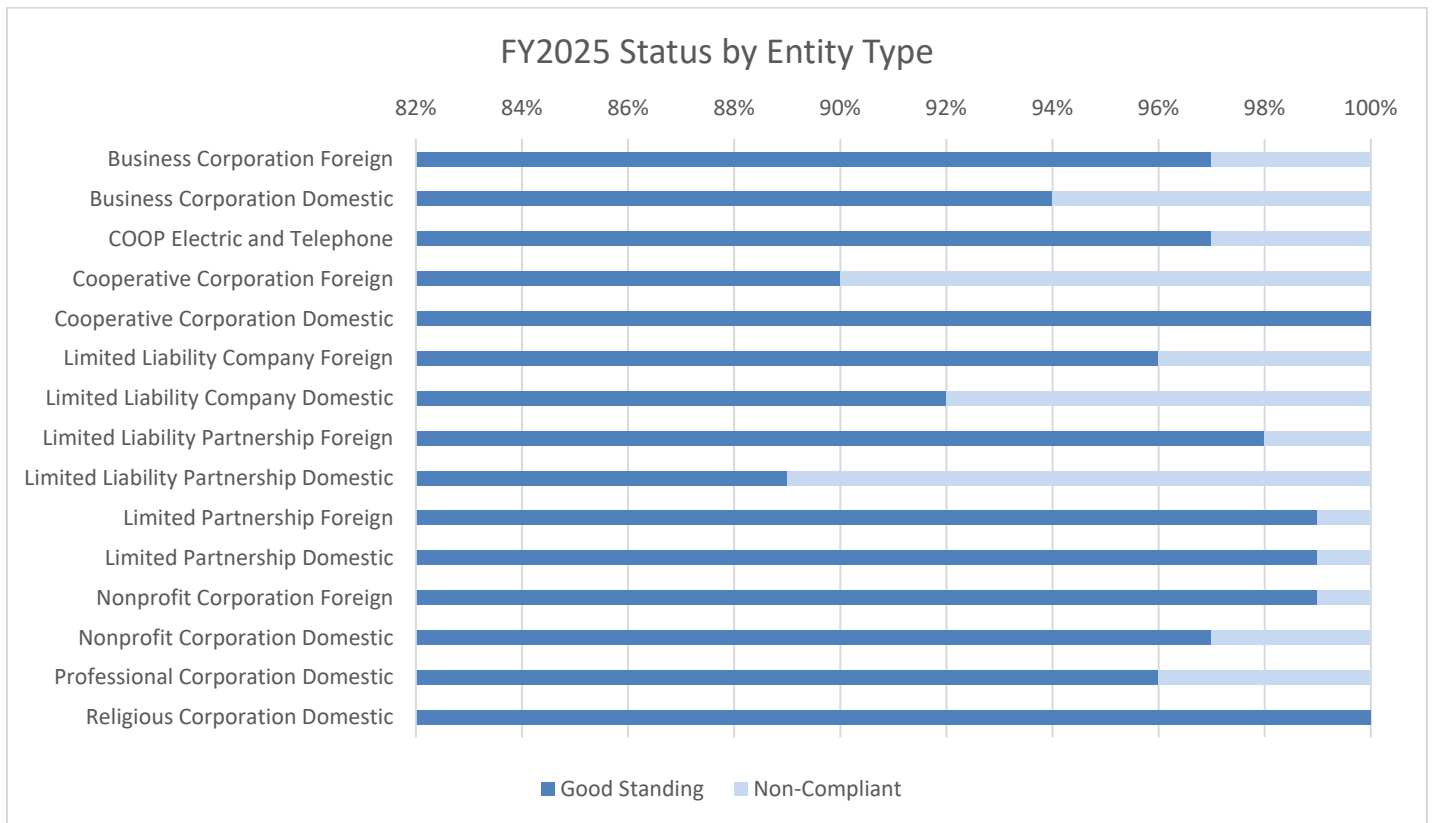
Table of Contents

<p>STATUS BY ENTITY TYPE, RESERVATION, and REGISTRATION</p> <ul style="list-style-type: none"> • FY25 Entity Type & Status – Good Standing/Non-Compliant • FY25 Active Reservations & Registrations 	<p>Page 3-4</p>
<p>NEW ENTITIES, RESERVATIONS, and REGISTRATIONS</p> <ul style="list-style-type: none"> • FY25 New Entities Formed/Registered • FY21 through FY25 Total New Entities Processed (with graph) • FY25 New Business Name Types (name reservation and name registration) • FY25 New Trademark Registrations 	<p>Page 5-6</p>
<p>MASS MAILINGS</p> <ul style="list-style-type: none"> • FY21 through FY25 Mass Mailings 	<p>Page 6</p>
<p>DISSOLUTION, REVOCATION, OR WITHDRAWAL AND REINSTATEMENT</p> <ul style="list-style-type: none"> • FY21 through FY25 Involuntary Dissolution or Revocation • FY21 through FY25 Voluntary Dissolution or Withdrawal • FY21 through FY25 Reinstatement (with graph) 	<p>Page 7-8</p>
<p>ALL FILINGS PROCESSED IN-HOUSE AND VIA WEB</p> <ul style="list-style-type: none"> • FY21 through FY25 Processed Online (Web) • FY21 through FY25 Processed In-House • FY21 through FY25 Total Processed In-House and Online 	<p>Page 8-9</p>

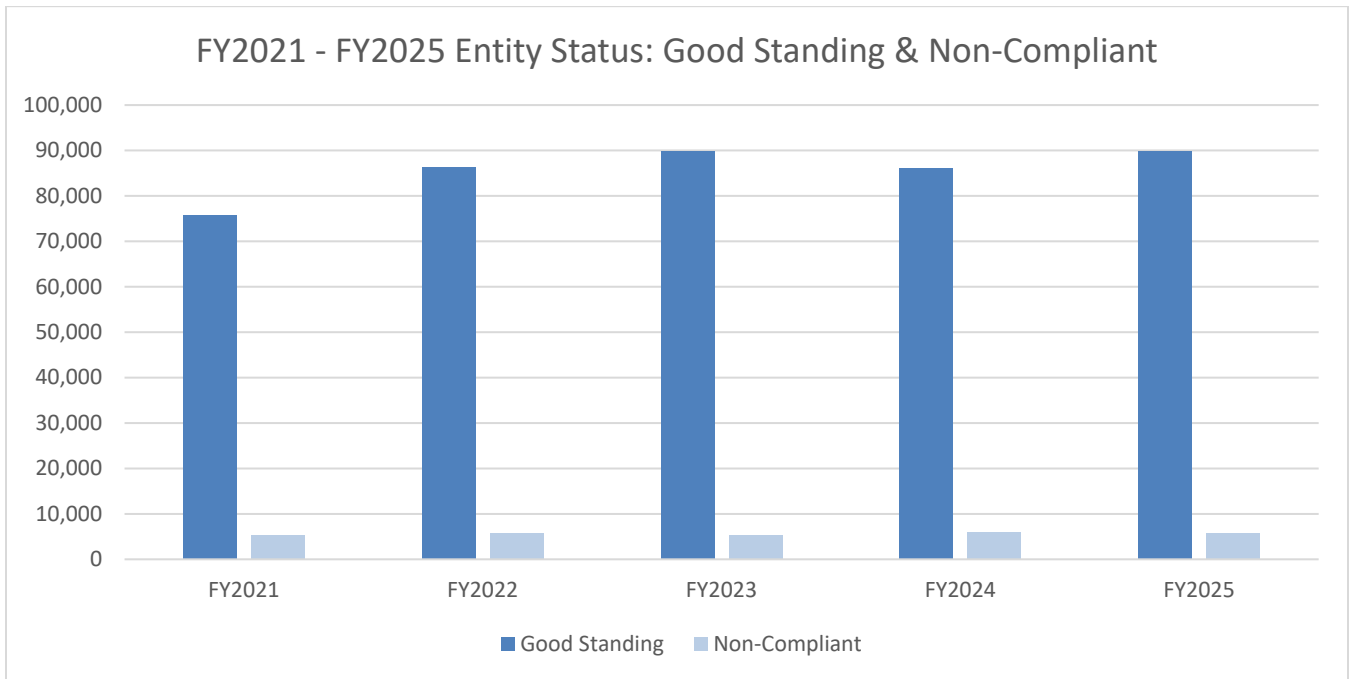
FY2025 STATUS BY ENTITY TYPE

Active Entities as of 06/30/2025

Entity Type	Good Standing	%	Non-Compliant	%	TOTAL
Business Corporation Foreign	9,601	97%	322	3%	9,923
Business Corporation Domestic	8,135	94%	528	6%	8,663
COOP Electric and Telephone	34	97%	1	3%	35
Cooperative Corporation Foreign	10	90%	1	10%	11
Cooperative Corporation Domestic	51	100%	0	0%	51
Limited Liability Company Foreign	9,013	96%	347	4%	9,360
Limited Liability Company Domestic	51,698	92%	4,229	8%	55,927
Limited Liability Partnership Foreign	102	98%	2	2%	104
Limited Liability Partnership Domestic	59	89%	7	11%	66
Limited Partnership Foreign	171	99%	2	1%	173
Limited Partnership Domestic	2,374	99%	7	1%	2,381
Nonprofit Corporation Foreign	840	99%	6	1%	846
Nonprofit Corporation Domestic	7,223	97%	204	3%	7,427
Professional Corporation Domestic	452	96%	19	4%	471
Religious Corporation Domestic	62	100%	0	0%	62
TOTALS at the end of FY25	89,825	94%	5,675	6%	95,500



Entity Status	FY2021		FY2022		FY2023		FY2024		FY2025	
	Qty.	%	Qty.	%	Qty.	%	Qty.	%	Qty.	%
Good Standing	75,801	93%	86,233	94%	83,939	94%	86,147	94%	89,825	94%
Non-Compliant	5,386	7%	5,845	6%	5,365	6%	5,969	6%	5,675	6%
Totals	81,187		92,078		89,304		92,116		95,500	



FY2025 OTHER ACTIVE STATUS

Name reservations and name registrations active as of 06/30/2025

Business Name Type	Active
Business Name Registration	3,224
Foreign Corporate Name Registration	20
Business Name Reservation	77
TOTAL	3,321

Trademarks active as of 06/30/2025.

Trademarks	Active
Trademark	423
Service Mark	239
Collective Mark	20
Certification Mark	6
TOTAL	688

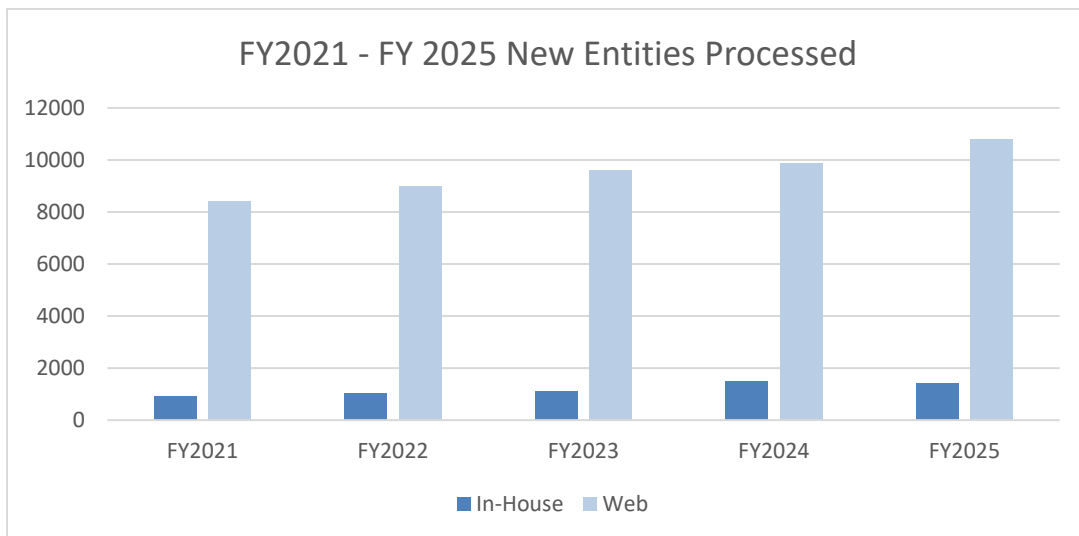
FY2025 NEW ENTITIES, RESERVATIONS, and REGISTRATIONS

NEW ENTITIES: New Domestic and Foreign entities formed/registered

Entity Type	New (created) via In-House	New (created) via Web	Total
Business Corporation Domestic	13	333	346
Business Corporation Foreign	215	900	1,115
COOP Electric and Telephone	1	-	1
Cooperative Corporation Domestic	2	-	2
Cooperative Corporation Foreign	1	-	1
Limited Liability Company Domestic	403	7,936	8,339
Limited Liability Company Foreign	229	1,215	1,444
Limited Liability Partnership Domestic	5	-	5
Limited Liability Partnership Foreign	6	-	6
Limited Partnership Domestic	320	-	320
Limited Partnership Foreign	58	-	58
Nonprofit Corporation Domestic	126	312	438
Nonprofit Corporation Foreign	17	76	93
Professional Corporation Domestic	12	-	12
Religious Corporation Domestic	8	-	8
Subtotals	1,416	10,772	12,188
In-house vs. Web %	12%	88%	
TOTAL for FY25	12,188		

TOTAL NEW ENTITIES PROCESSED: FY2021 thru FY2025

Processed	FY2021		FY2022		FY2023		FY2024		FY2025	
	Qty.	%	Qty.	%	Qty.	%	Qty.	%	Qty.	%
In-House	919	10%	1,032	10%	1,121	10%	1,484	13%	1,416	12%
Web	8,406	90%	8,969	90%	9,607	90%	9,865	87%	10,772	88%
Totals	9,325		10,001		10,728		11,349		12,188	



NEW BUSINESS NAME TYPES: New Reservations and Registrations

Business name reservations and registrations grant the owner exclusive rights to a name for a specific period, per statutes.

Business Name Type	New (created) In-House	New (created) Web	Total
Business Name Registration <i>(Good for 5 years and requires an Alaska Business License)</i>	174	457	631
Business Name Reservation <i>(Good for 120 days)</i>	14	241	255
Foreign Corporate Name Registration <i>(Foreign entities only – Good for 1 year)</i>	9	-	9
Subtotals	197	698	895
Hard copy vs. Web %	20%	80%	
TOTAL for FY25	895		

NEW TRADEMARK REGISTRATIONS: All new Trademarks including Trademark, Service Mark, Collective Mark, and Certification Mark

5-year registration (renewable) for a symbol, design, or phrase typically used in services or applied to goods/products.

Trademarks	New (created) In-House
Trademark	30
Service Mark	29
Collective Mark	-
Certification Mark	1
TOTAL	60

**FY2021 THROUGH FY2025
Mass Mailings**

Courtesy and Statutory Mailings

In May 2012, the Corporations Section reinstated mailing courtesy (non-statutory) Biennial Report and Non-Compliant notices as part of the Division’s efforts to proactively help registered entities obtain and maintain Good Standing status. When an entity fails to respond to the courtesy notices, the Division sends the statutory 60-Day notices. If an entity fails to respond to the 60-Day notice, then the entity is administratively dissolved.

Mass Mailing Type	FY2021 through FY2025				
	FY2021	FY2022	FY2023	FY2024	FY2025
Courtesy Biennial Report Notices	36,567	38,743	39,896	37,921	43,856
Courtesy Non-Compliant Notices	2,411	12,655	13,706	13,162	14,654
Statutory 60-Day Notices	10,335	11,431	2,938	12,843	8,485
Totals	49,333	62,829	56,540	63,926	66,995

FY2021 THROUGH FY2025

Involuntary Dissolution/Revocation, Voluntary Dissolution/Withdrawal, and Reinstatement

Involuntary Dissolution (Domestic) or Revocation (Foreign)

Entity Type	ADMINISTRATIVE DISSOLUTIONS: Involuntary or Revoked				
	FY2021	FY2022	FY2023	FY2024	FY2025
Business Corporation Domestic	741	607	652	669	552
Business Corporation Foreign	241	225	324	305	283
COOP Electric and Telephone	-	-	-	-	-
Cooperative Corporation Domestic	4	2	2	2	2
Cooperative Corporation Foreign	1	-	-	-	2
Limited Liability Company Domestic	3,334	3,296	3,777	4,738	4,821
Limited Liability Company Foreign	240	244	264	280	324
Limited Liability Partnership Domestic	6	1	3	14	2
Limited Liability Partnership Foreign	1	4	3	2	-
Limited Partnership Domestic	-	-	-	-	-
Limited Partnership Foreign	-	-	-	-	-
Nonprofit Corporation Domestic	341	329	391	356	350
Nonprofit Corporation Foreign	31	30	18	32	30
Professional Corporation Domestic	22	17	20	39	24
Religious Corporation Domestic	3	6	5	4	6
Totals	4,965	4,761	5,459	6,441	6,396

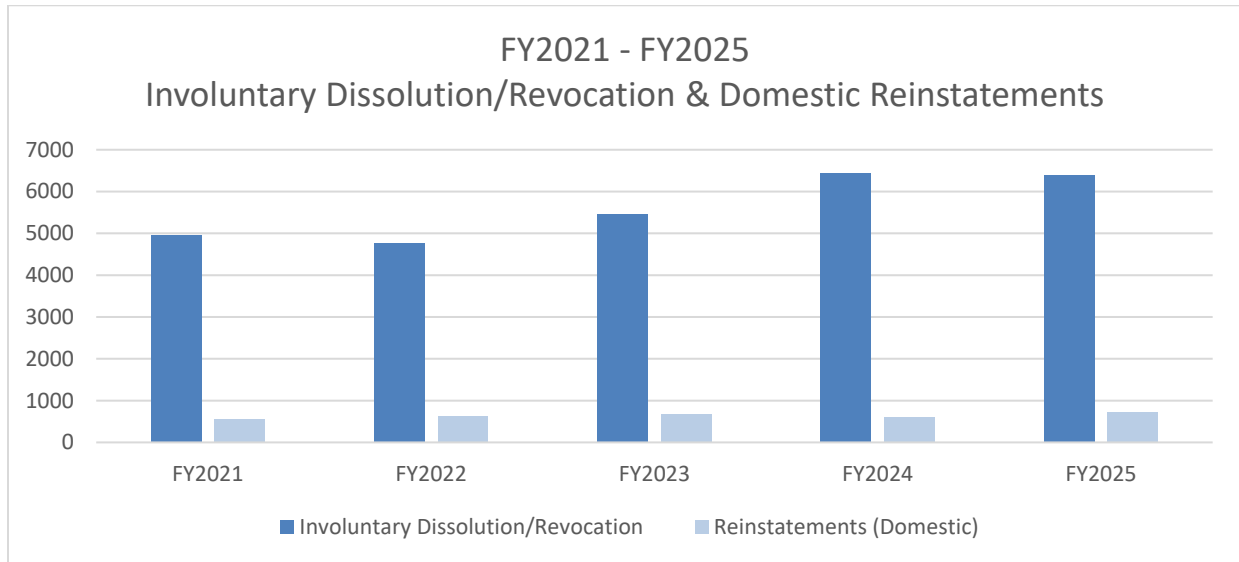
Voluntary Dissolution or Withdrawal (Withdrawal/Dissolve/Cancel)

Entity Types	VOLUNTARY: Withdrawal/Dissolve/Cancel				
	FY2021	FY2022	FY2023	FY2024	FY2025
Business Corporation Domestic	139	160	145	173	178
Business Corporation Foreign	258	227	295	304	258
COOP Electric and Telephone	-	-	-	1	-
Cooperative Corporation Domestic	-	-	-	-	1
Cooperative Corporation Foreign	-	-	-	-	1
Limited Liability Company Domestic	736	812	857	1,154	1,256
Limited Liability Company Foreign	172	178	220	240	298
Limited Liability Partnership Domestic	-	1	1	3	4
Limited Liability Partnership Foreign	-	-	-	2	3
Limited Partnership Domestic	86	240	156	607	1,001
Limited Partnership Foreign	14	12	12	53	94
Nonprofit Corporation Domestic	61	45	41	45	46
Nonprofit Corporation Foreign	12	11	11	9	14
Professional Corporation Domestic	16	21	15	16	16
Religious Corporation Domestic	1	-	1	-	-
Totals	1,495	1,707	1,754	2,607	3,170

Reinstatement: Domestic Entities Only

Domestic Entity Type	REINSTATEMENT				
	FY2021	FY2022	FY2023	FY2024	FY2025
Business Corporation Domestic	150	99	116	61	100
COOP Electric and Telephone	-	-	-	-	-
Cooperative Corporation Domestic	1	-	-	-	-
Limited Liability Company Domestic	368	439	456	429	524
Limited Liability Partnership Domestic	-	-	-	-	-
Nonprofit Corporation Domestic	42	92	102	108	90
Professional Corporation Domestic	1	2	6	4	3
Religious Corporation Domestic	-	-	-	2	-
Totals	562	632	680	604	717

**Only involuntarily dissolved, domestic entities may reinstate within two years of Administrative Dissolution.*



**FY2021 THROUGH FY2025
Total Number of Filings Processed In-House and via Web**

PROCESSED ONLINE

WEB: Type of Filing	Processed on the Web				
	FY2021	FY2022	FY2023	FY2024	FY2025
Biennial Report	29,794	30,802	32,539	33,625	36,355
Business Name Registration	Not available online until FY25				457
Certificate of Compliance	3,329	3,047	3,022	3,213	3,246
Creation Filings	8,406	8,907	9,609	9,864	10,774
Initial Report	5,739	6,418	6,880	7,160	7,465
Name Reservation	-	-	-	-	241
Totals	47,268	49,174	52,050	53,862	58,538

PROCESSED IN-HOUSE

In-House: Type of Filing	IN-HOUSE				
	FY2021	FY2022	FY2023	FY2024	FY2025
Agent Change	6,482	4,661	*18,232	4,626	**6,290
Agent Resignation	316	301	262	451	246
Amendment	1,093	936	1,189	1,598	1,746
Biennial Report	2,816	2,213	2,189	2,215	2,290
*Business Name Registration	-	-	-	-	174
*Business Name Registration - Renewal	-	-	-	-	108
Certificate of Compliance	65	78	61	121	77
Change of Officials	2,990	3,167	3,273	3,292	3,529
Conversion	55	70	64	66	51
Conversion Limited Partnership	2	2	-	1	-
Correction	176	151	198	222	197
Creation Filing	923	1,002	1,121	1,488	1,416
Domestication	53	54	70	60	67
Election or Resolution to Dissolve	221	233	212	234	239
Entity Address Change	1,456	1,519	1,701	1,681	1,800
*Foreign Corporate Name Registration	-	-	-	-	9
*Foreign Corporate Name Registration - Renewal	-	-	-	-	13
Initial Report	114	129	113	159	123
Interest Exchange	-	-	-	4	-
Merger	185	171	169	216	167
*Name Reservation	-	-	-	-	14
Restated (NO AMENDMENT)	3	2	3	2	4
Restated and Amended Articles	48	29	43	36	30
*Trademarks – New	-	-	-	-	60
*Trademarks – Renewal	-	-	-	-	34
Withdraw/Dissolve/Cancel	1,495	1,707	1,754	2,607	3,170
Totals	18,493	16,425	30,654	19,079	21,854
**From Mass Agent Address Changes: FY2023 - 13,908 FY2025 - 2,211					

*Business Name Registrations, Name Reservations, Foreign Corporate Name Registrations, and Trademarks (including renewals) added beginning FY2025. Data not provided for FY2021 – FY2024.

TOTAL NUMBER OF FILINGS PROCESSED IN-HOUSE AND ONLINE (WEB)

Processed	FY2021		FY2022		FY2023		FY2024		FY2025	
	Qty.	%	Qty.	%	Qty.	%	Qty.	%	Qty.	%
In-House	18,493	28%	16,425	25%	30,654	37%	19,079	26%	21,854	27%
Web	47,268	72%	49,174	75%	52,050	63%	53,862	74%	58,538	73%
Totals	65,761		65,599		82,704		72,941		80,392	