

# Annual Report Fiscal Year 2024 BUSINESS LICENSING



Department of Commerce, Community, and Economic  
Development

---

Division of Corporations, Business  
and Professional Licensing

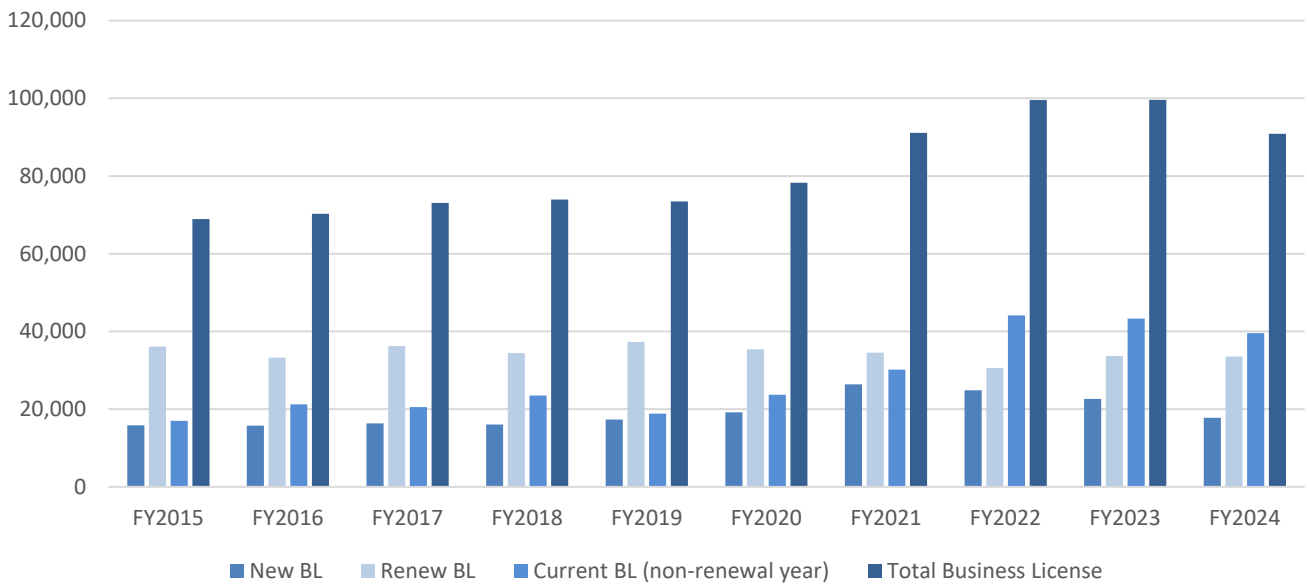
# Table of Contents

<p>FY2024 BUSINESS LICENSE ANNUAL STATISTICS</p> <ul style="list-style-type: none"> <li>FY2015 thru FY2024 Business License: New, Renewed, Current, and Total (table and chart)</li> </ul>	<p>Page 3</p>
<p>FY2024 BUSINESS LICENSES WITH ENDORSEMENTS ANNUAL STATISTICS</p> <ul style="list-style-type: none"> <li>FY2015 thru FY2024 Business Licenses with Endorsements (table and chart)</li> </ul>	<p>Page 4</p>
<p>FY2024 PRIMARY LINE OF BUSINESS ANNUAL STATISTICS</p> <ul style="list-style-type: none"> <li>FY2024 Business License: Primary Line of Business (table and chart)</li> <li>FY2019 thru FY2024 Business License: Primary Line of Business (table)</li> </ul>	<p>Page 5</p> <p>Page 6</p>

## FY2015 thru FY2024 Business License: New, Renewed, Current, and Total (table and chart)

FY2015 thru FY2024 Business License: New, Renewed, Current, and Total										
New BL	FY2015	FY2016	FY2017	FY2018	FY2019	FY2020	FY2021	FY2022	FY2023	FY2024
New BL In-House	4,046	3,717	3,507	3,229	2,360	977	425	364	327	528
New BL Web	11,791	12,041	12,828	12,816	14,965	18,185	25,975	24,475	22,296	17,259
Totals	15,837	15,758	16,335	16,045	17,325	19,162	26,400	24,839	22,623	17,787
Renew BL	FY2015	FY2016	FY2017	FY2018	FY2019	FY2020	FY2021	FY2022	FY2023	FY2024
Renew BL Scan-card	4,764	3,987	3,825	2,972	2,634	2,302	1,935	968	651	1,366
Renew BL In-House	3,552	2,699	2,412	2,239	2,994	1,993	1,662	892	687	1,264
Renew BL Web	27,781	26,579	29,995	29,187	31,683	31,100	32,878	28,727	32,317	30,918
Totals	36,097	33,265	36,232	34,398	37,311	35,395	34,543	30,587	33,655	33,548
New and Renew BL	FY2015	FY2016	FY2017	FY2018	FY2019	FY2020	FY2021	FY2022	FY2023	FY2024
BL Scan card	4,764	3,987	3,825	2,972	2,634	2,302	1,935	968	651	1,366
BL In-House Total	7,596	6,416	5,919	5,468	5,354	2,970	2,087	1,256	1,014	1,792
BL Web Total	39,572	38,620	42,823	42,003	46,648	49,285	58,853	53,202	54,613	48,177
Totals	51,932	49,023	52,567	50,443	54,636	54,557	60,943	55,426	56,278	51,335
New, Renew, and Current BL	FY2015	FY2016	FY2017	FY2018	FY2019	FY2020	FY2021	FY2022	FY2023	FY2024
New BL	15,837	15,758	16,335	16,045	17,325	19,162	26,400	24,839	22,623	17,787
Renew BL	36,097	33,265	36,232	34,398	37,311	35,395	34,543	30,587	33,655	33,548
Current BL (non-renewal year)	17,003	21,240	20,518	23,509	18,832	23,706	30,171	44,128	43,321	39,547
Totals	68,935	70,263	73,085	73,952	73,468	78,263	91,114	99,554	99,599	90,882

FY2015 thru FY2024 Business License: New, Renew, Current, and Total



# FY2024 Business Licenses with Endorsements (END) Annual Statistics

Prior to 1/1/2019 a Business License Endorsement was only required to sell tobacco products.

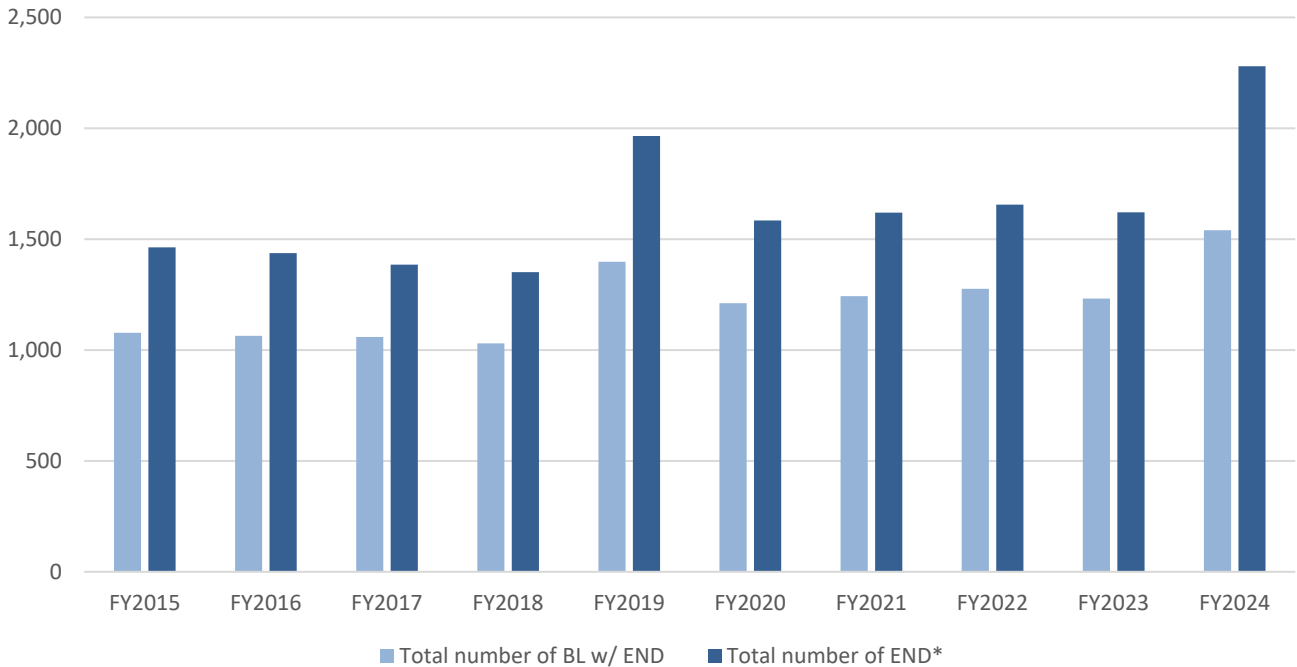
Effective 1/1/2019, due to a change in Alaska Business Licensing Statutes (law) AS 43.70, a Business License Endorsement is required for each location where tobacco products, electronic smoking products, or nicotine products are sold.

\*Per AS 43.70.075 one endorsement is required for each physical location: thus, one business license may have one or more endorsements.

FY2024 Business Licenses with Endorsements	
Total number of BL with END	1,263
Total number of END*	1,684

FY2015 thru FY2024 Business License (BL) with Endorsements (END) Statistics										
Endorsements (END)	FY2015	FY2016	FY2017	FY2018	FY2019	FY2020	FY2021	FY2022	FY2023	FY2024
Total number of BL w/ END	1,078	1,064	1,059	1,030	1,398	1,211	1,243	1,276	1,232	1,263
Total number of END*	1,463	1,437	1,385	1,351	1,965	1,584	1,620	1,656	1,621	1,684

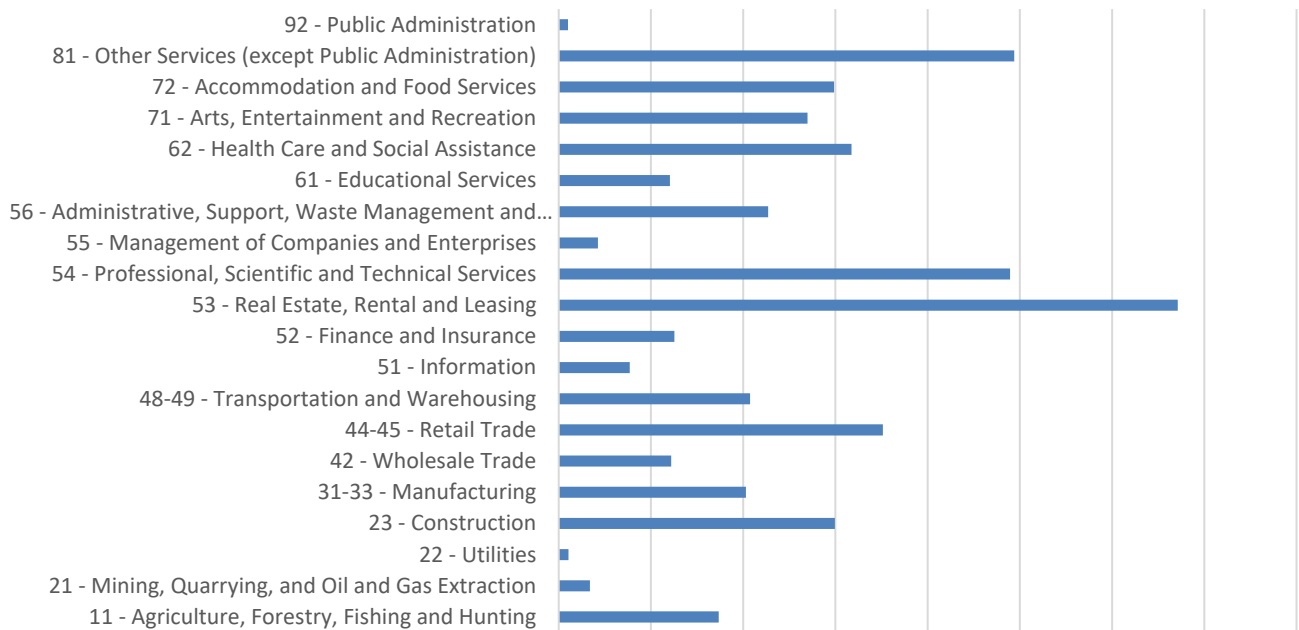
**FY2015 thru FY2024  
Business License with Endorsements**



# FY2024 Business License: Primary Line of Business (table and chart) Annual Statistics

FY2024 Business License - Line of Business (primary)	Quantity	Percent
11 - Agriculture, Forestry, Fishing and Hunting	3,469	3.8%
21 - Mining, Quarrying, and Oil and Gas Extraction	678	0.7%
22 - Utilities	212	0.2%
23 - Construction	5,988	6.6%
31-33 - Manufacturing	4,060	4.5%
42 - Wholesale Trade	2,439	2.7%
44-45 - Retail Trade	7,030	7.7%
48-49 - Transportation and Warehousing	4,149	4.6%
51 - Information	1,541	1.7%
52 - Finance and Insurance	2,509	2.8%
53 - Real Estate, Rental and Leasing	13,423	14.8%
54 - Professional, Scientific and Technical Services	9,787	10.8%
55 - Management of Companies and Enterprises	851	0.9%
56 - Administrative, Support, Waste Management and Remediation Services	4,541	5.0%
61 - Educational Services	2,412	2.7%
62 - Health Care and Social Assistance	6,350	7.0%
71 - Arts, Entertainment and Recreation	5,395	5.9%
72 - Accommodation and Food Services	5,970	6.6%
81 - Other Services (except Public Administration)	9,877	10.9%
92 - Public Administration	201	0.2%
<b>TOTAL BL in FY24</b>	<b>90,882</b>	

FY2024 Primary Line of Business (LOB) Annual Statistics



## FY2019 thru FY2024 Business License: Primary Line of Business (table)

FY2019 thru FY2024 Business License – Line of Business	FY2019	FY2020	FY2021	FY2022	FY2023	FY2024
11 - Agriculture, Forestry, Fishing and Hunting	2,695	3,220	3,803	4,142	3,967	3,469
21 - Mining, Quarrying, and Oil and Gas Extraction	612	681	701	739	722	678
22 - Utilities	179	200	205	238	238	212
23 - Construction	5,690	5,971	5,927	5,679	5,919	5,988
31-33 - Manufacturing	3,199	3,728	4,267	4,768	4,639	4,060
42 - Wholesale Trade	8,060	8,685	10,139	11,112	2,859	2,439
44-45 - Retail Trade					7,526	7,030
48-49 - Transportation and Warehousing	3,652	3,716	3,995	4,381	4,294	4,149
51 - Information	1,173	1,387	1,582	1,739	1,687	1,541
52 - Finance and Insurance	1,699	1,882	2,241	2,500	2,550	2,509
53 - Real Estate, Rental and Leasing	10,430	11,079	12,357	13,758	14,306	13,423
54 - Professional, Scientific and Technical Services	8,164	8,841	9,825	10,470	10,475	9,787
55 - Management of Companies and Enterprises	649	689	804	925	884	851
56 - Administrative, Support, Waste Management and Remediation Services	3,559	3,679	4,450	4,831	4,947	4,541
61 - Educational Services	2,094	2,063	2,269	2,469	2,419	2,412
62 - Health Care and Social Assistance	5,243	5,493	6,062	6,357	6,505	6,350
71 - Arts, Entertainment and Recreation	4,066	4,227	5,790	6,637	6,546	5,395
72 - Accommodation and Food Services	4,813	4,850	5,849	6,734	6,780	5,970
81 - Other Services (except Public Administration)	7,316	7,721	10,633	11,844	11,724	9,877
92 - Public Administration	175	151	215	231	243	201
Totals	73,468	78,263	91,114	99,554	99,230	90,882