

Department of Commerce, Community, and  
Economic Development

Division of Corporations, Business &  
Professional Licensing

# **Business Licensing Statistics**

Fiscal Year 2021



Department of Commerce, Community, and Economic Development  
Division of Corporations, Business & Professional Licensing  
P.O. Box 110806  
Juneau, Alaska 99811-0806  
E-mail: [License@Alaska.Gov](mailto:License@Alaska.Gov)

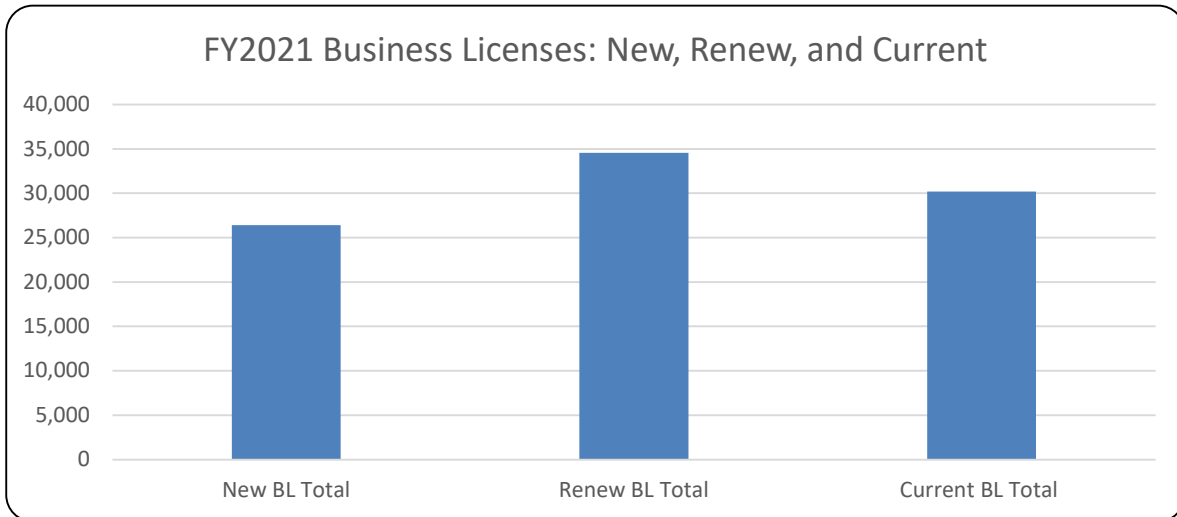
# Table of Contents

<b>FY2021 BUSINESS LICENSE ANNUAL STATISTICS</b>	
• <b>FY2021 Business License: New, Renewed, Current, and Total (table and chart)</b>	<b>Page 3</b>
• <b>FY2011 thru FY2021 Business License: New, Renewed, Current, and Total (table and chart)</b>	<b>Page 4</b>
<b>FY2021 BUSINESS LICENSES WITH ENDORSEMENTS ANNUAL STATISTICS</b>	
• <b>FY2021 Business Licenses with Endorsements (table)</b>	<b>Page 5</b>
• <b>FY2011 thru FY2021 Business Licenses with Endorsements (table and chart)</b>	<b>Page 5</b>
<b>FY2021 ENDORSEMENT ANNUAL STATISTICS</b>	
• <b>FY2021 Endorsements: New, Renew, Current, and Total (table and chart)</b>	<b>Page 6</b>
• <b>FY2011 thru FY2021 Endorsements: New, Renew, and Current (table and chart)</b>	<b>Page 6</b>
<b>FY2021 PRIMARY LINE OF BUSINESS ANNUAL STATISTICS</b>	
• <b>FY2021 Business License: Primary Line of Business (table and chart)</b>	<b>Page 7</b>
• <b>FY2016 thru FY2021 Business License: Primary Line of Business (table and chart)</b>	<b>Page 8</b>

# FY2021 Business License (BL) Annual Statistics

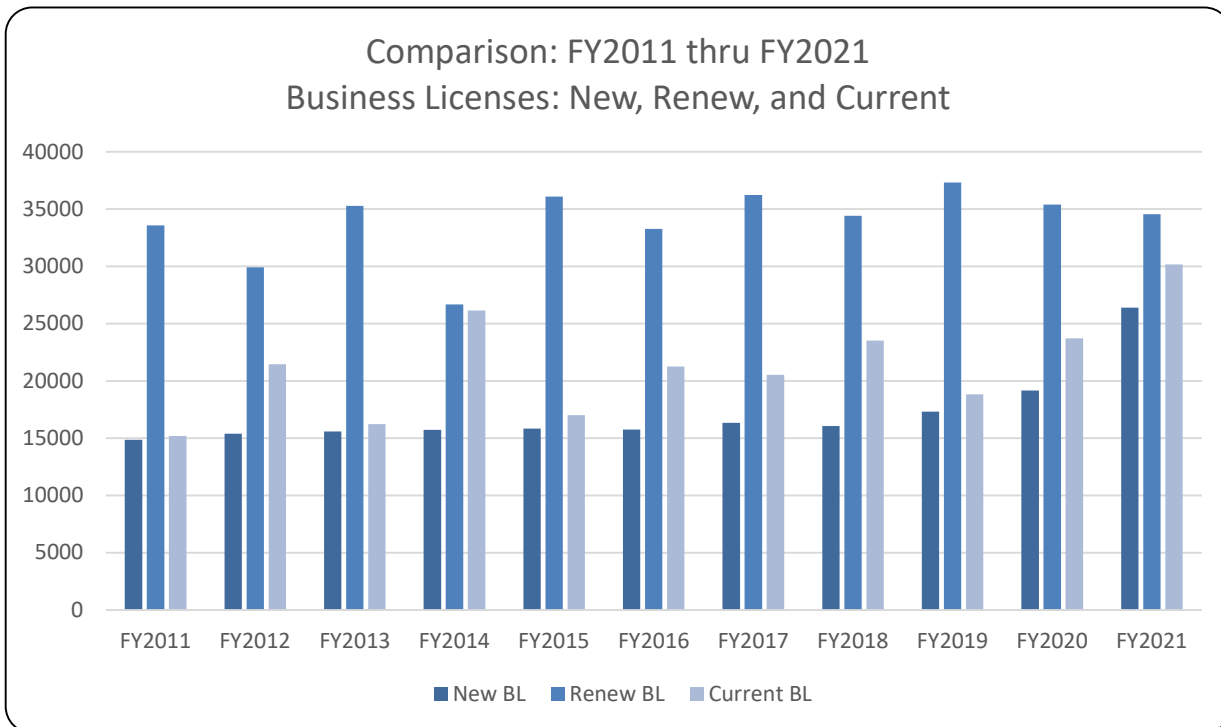
FY2021 Business License (BL): New, Renew, Current, and Total					
New BL	Quantity	New 1-year BL	New 2-year BL	New 3-year BL	New 4-year BL
In-House	425	70	354	0	1
BL Web	25,975	2,509	23,466	0	0
<b>New BL Total</b>	<b>26,400</b>	<b>2,579</b>	<b>23,820</b>	<b>0</b>	<b>1</b>
Renew BL	Quantity	Renew 1-year BL	Renew 2-year BL	*Renew + Lapsed 3-year BL	*Renew + Lapsed 4-year BL
Card Scan	3	1	2	0	0
In-House	1,662	349	683	576	54
Web	32,878	5,538	27,321	0	19
<b>Renew BL Total</b>	<b>34,543</b>	<b>5,888</b>	<b>28,006</b>	<b>576</b>	<b>73</b>
<b>New &amp; Renew BL</b>		1-year BL	2-year BL	3-year BL	4-year BL
Card Scan	3	1	2	0	0
In-House	2,087	419	1,037	576	55
Web	58,853	8,047	50,787	0	19
<b>New &amp; Renew BL Total</b>	<b>60,943</b>	<b>8,467</b>	<b>51,826</b>	<b>576</b>	<b>74</b>
<b>New, Renew, and Current</b>	Quantity	1-year BL	2-year BL	*RENEW + LAPSED 3-year BL	*RENEW + LAPSED 4-year BL
New BL Total	26,400	2,579	23,820	0	1
Renew BL Total	34,543	5,888	28,006	576	73
Current BL Total <i>(non-renewal year)</i>	30,171				
<b>Total</b>	<b>91,114</b>				

*\*Per 12 AAC 12.040(c) a BL lapsed for two years or less may renew and pay renewal years (1-2) + lapsed years (1-2).*



# FY2011 thru FY2021: Business License (BL) Annual Statistics

FY2011 thru FY2021 Business License (BL) Annual Statistics											
New BL	FY2011	FY2012	FY2013	FY2014	FY2015	FY2016	FY2017	FY2018	FY2019	FY2020	FY2021
New BL In-House	5,308	5,556	5,113	4,240	4,046	3,717	3,507	3,229	2,360	977	425
New BL Web	9,541	9,824	10,458	11,468	11,791	12,041	12,828	12,816	14,965	18,185	25,975
<b>Totals</b>	<b>14,849</b>	<b>15,380</b>	<b>15,571</b>	<b>15,708</b>	<b>15,837</b>	<b>15,758</b>	<b>16,335</b>	<b>16,045</b>	<b>17,325</b>	<b>19,162</b>	<b>26,400</b>
Renew BL	FY2011	FY2012	FY2013	FY2014	FY2015	FY2016	FY2017	FY2018	FY2019	FY2020	FY2021
Renew BL In-House	4,374	3,673	3,547	3,304	3,552	2,699	2,412	2,239	2,994	1,993	3
Renew BL Scan-card (started FY11)	7,716	8,594	9,612	5,789	4,764	3,987	3,825	2,972	2,634	2,302	1,662
Renew BL Web	21,497	17,639	22,110	23,356	27,781	26,579	29,995	29,187	31,683	31,100	32,878
<b>Totals</b>	<b>33,587</b>	<b>29,906</b>	<b>35,269</b>	<b>26,660</b>	<b>36,097</b>	<b>33,265</b>	<b>36,232</b>	<b>34,398</b>	<b>37,311</b>	<b>35,395</b>	<b>34,543</b>
New and Renew BL	FY2011	FY2012	FY2013	FY2014	FY2015	FY2016	FY2017	FY2018	FY2019	FY2020	FY2021
BL Scan card	7,716	8,594	9,612	5,789	4,764	3,987	3,825	2,972	2,634	2,302	3
BL In-House Total	9,682	9,229	8,660	7,544	7,596	6,416	5,919	5,468	5,354	2,970	2,087
BL Web Total	31,038	27,463	32,568	34,824	39,572	38,620	42,823	42,003	46,648	49,285	58,853
<b>Totals</b>	<b>48,436</b>	<b>45,286</b>	<b>50,840</b>	<b>42,368</b>	<b>51,932</b>	<b>49,023</b>	<b>52,567</b>	<b>50,443</b>	<b>54,636</b>	<b>54,557</b>	<b>60,943</b>
New, Renew, and Current BL	FY2011	FY2012	FY2013	FY2014	FY2015	FY2016	FY2017	FY2018	FY2019	FY2020	FY2021
New BL	14,849	15,380	15,571	15,708	15,837	15,758	16,335	16,045	17,325	19,162	26,400
Renew BL	33,587	29,906	35,269	26,660	36,097	33,265	36,232	34,398	37,311	35,395	34,543
Current BL (non-renewal year)	15,182	21,451	16,234	26,135	17,003	21,240	20,518	23,509	18,832	23,706	30,171
<b>Totals</b>	<b>63,618</b>	<b>66,737</b>	<b>67,074</b>	<b>68,503</b>	<b>68,935</b>	<b>70,263</b>	<b>73,085</b>	<b>73,952</b>	<b>73,468</b>	<b>78,263</b>	<b>91,114</b>



# FY2021 Business Licenses with Endorsements (END) Annual Statistics

Prior to 1/1/2019 a Business License Endorsement was only required to sell tobacco products.

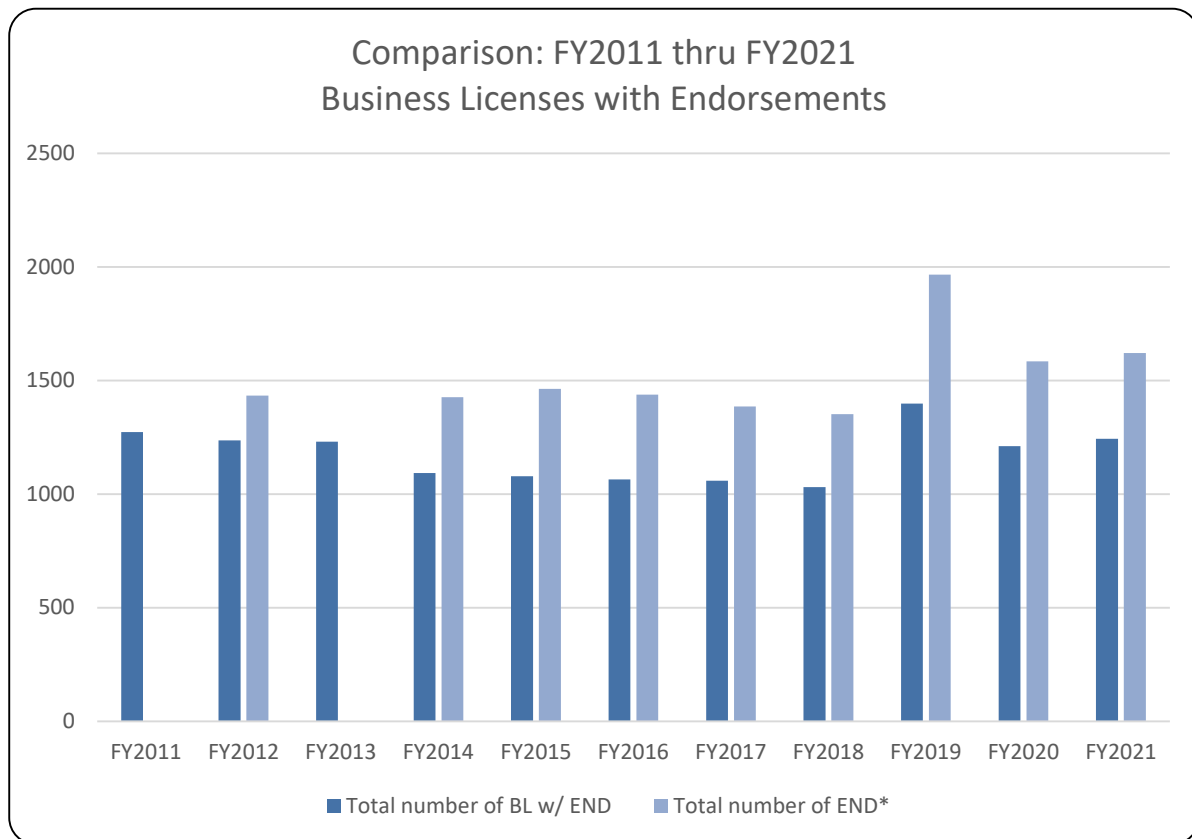
Effective 1/1/2019, due to a change in Alaska Business Licensing Statutes (law) AS 43.70, a Business License Endorsement is required for each location where tobacco products, electronic smoking products, or nicotine products are sold.

FY2021 Business Licenses with Endorsements	
Total number of BL with END	1,243
Total number of END*	1,620

*\*Per AS 43.70.075 one endorsement is required for each physical location: thus, one business license may have one or more endorsements.*

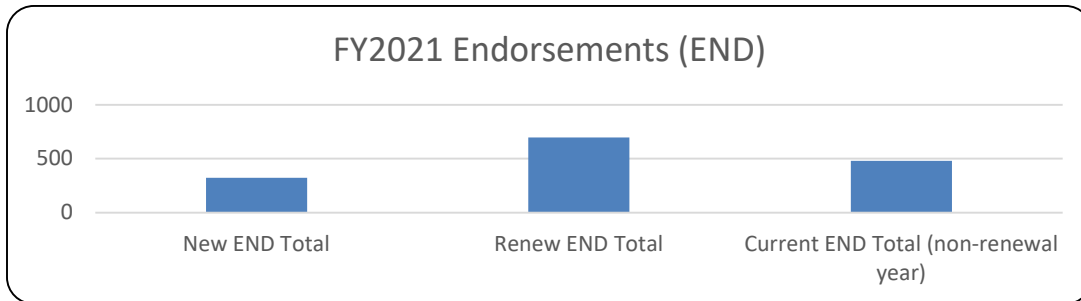
FY2011 thru FY2021 Business License (BL) with Endorsements (END) Statistics											
Endorsements (END)	FY2011	FY2012	FY2013	FY2014	FY2015	FY2016	FY2017	FY2018	FY2019	FY2020	FY2021
Total number of BL w/ END	1,273	1,236	1,230	1,092	1,078	1,064	1,059	1,030	1,398	1,211	1,243
Total number of END*	0	1,433	0	1,426	1,463	1,437	1,385	1,351	1,965	1,584	1,620

*\*Per AS 43.70.075 one endorsement is required for each physical location; thus, one business license may have one or more endorsements.*

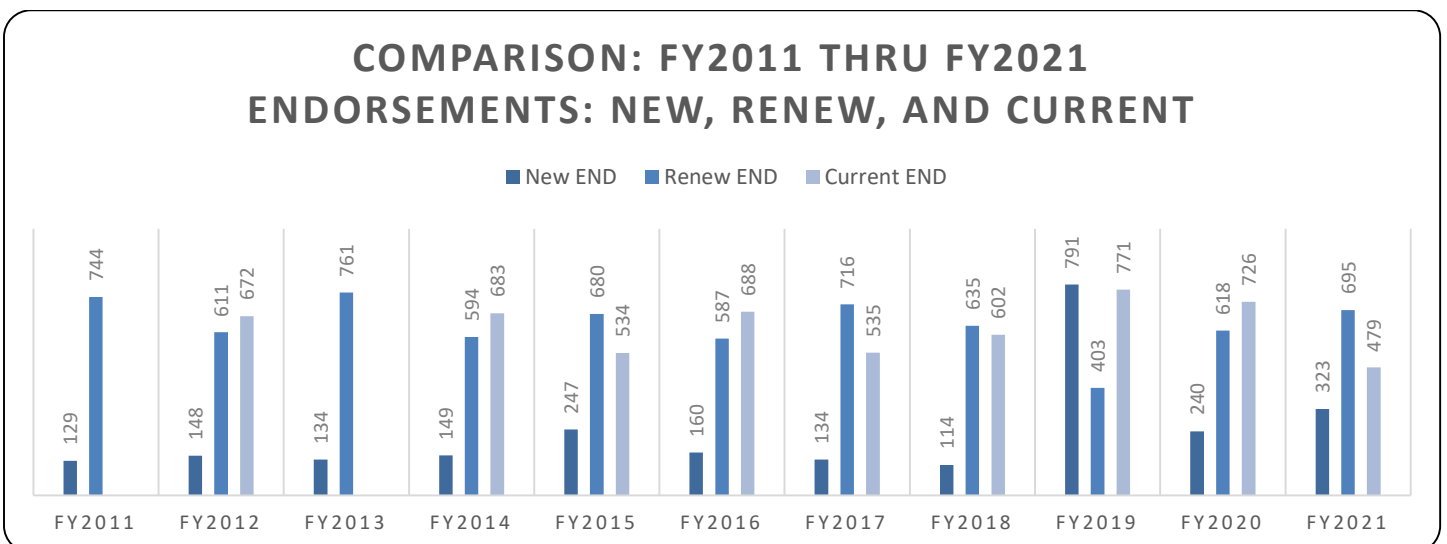


# FY2021 Endorsement (END) Annual Statistics

FY2021 Endorsements: New, Renew, Current, and Total		
NEW ENDORSEMENTS	Quantity	Percent
New END In-House	69	100%
New END Web	254	0%
Total New END	323	100%
Renew Endorsements		
Renew END In-House	166	21%
Renew END Web	529	79%
Total Renew END	695	100%
New, Renew, and Current Endorsements		
New END Total	323	22%
Renew END Total	695	46%
Current END Total (non-renewal year)	479	32%
Total	1497	100%



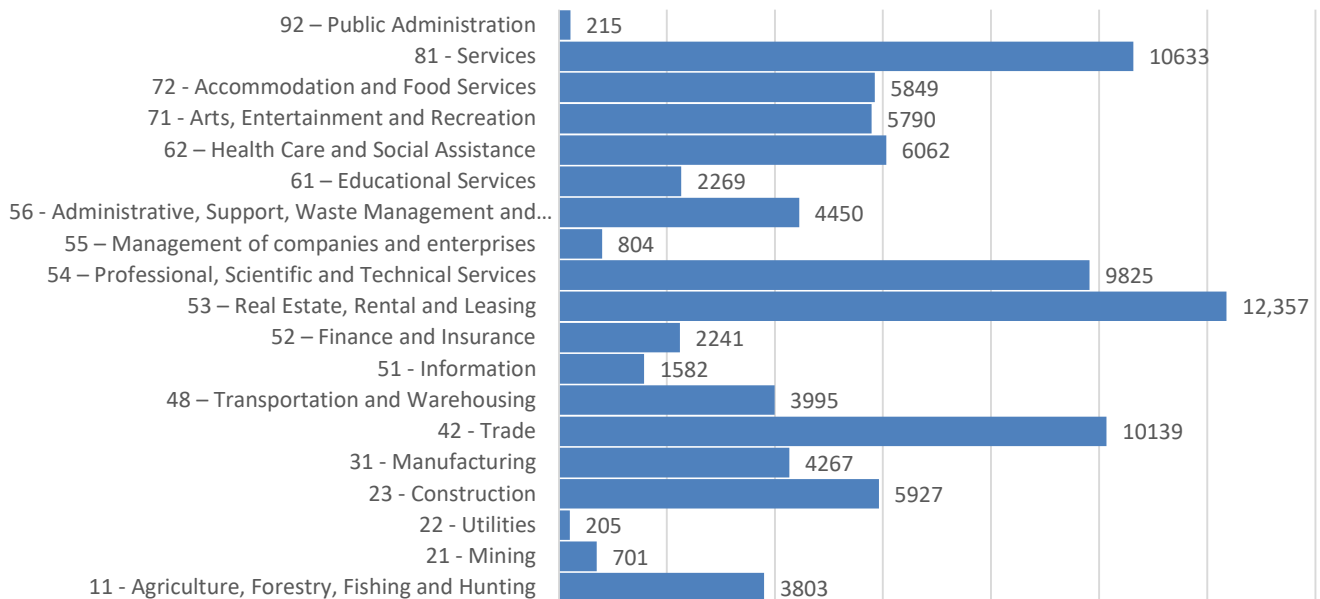
FY2011 thru FY2021 Endorsements (END) New, Renew, and Current Statistics											
Endorsements (END)	FY2011	FY2012	FY2013	FY2014	FY2015	FY2016	FY2017	FY2018	FY2019	FY2020	FY2021
New END	129	148	134	149	247	160	134	114	791	240	323
Renew END	744	611	761	594	680	587	716	635	403	618	695
Current END (non-renewal year)	0	672	0	683	534	688	535	602	771	726	479



# FY2021 Primary Line of Business (LOB) Annual Statistics

FY2021 Business License - Line of Business (primary)	Quantity	Percent
11 - Agriculture, Forestry, Fishing and Hunting	3,803	4.2%
21 - Mining	701	0.8%
22 - Utilities	205	0.2%
23 - Construction	5,927	6.5%
31 - Manufacturing	4,267	4.7%
42 - Trade	10,139	11.1%
48 - Transportation and Warehousing	3,995	4.4%
51 - Information	1,582	1.7%
52 - Finance and Insurance	2,241	2.5%
53 - Real Estate, Rental and Leasing	12,357	13.6%
54 - Professional, Scientific and Technical Services	9,825	10.8%
55 - Management of companies and enterprises	804	0.9%
56 - Administrative, Support, Waste Management and Remediation Services	4,450	4.9%
61 - Educational Services	2,269	2.5%
62 - Health Care and Social Assistance	6,062	6.7%
71 - Arts, Entertainment and Recreation	5,790	6.4%
72 - Accommodation and Food Services	5,849	6.4%
81 - Services	10,633	11.7%
92 - Public Administration	215	0.2%
<b>Total</b>	<b>91,114</b>	<b>100%</b>

## FY2021 Primary Line of Business (LOB) Annual Statistics



# FY2016 thru FY2021: Primary Line of Business (LOB)

FY16 thru FY21 Business License - Line of Business	FY2016	FY2017	FY2018	FY2019	FY2020	FY2021
11 - Agriculture, Forestry, Fishing and Hunting	2,221	2,520	2,682	2,695	3,220	3,803
21 - Mining	633	657	663	612	681	701
22 - Utilities	188	181	175	179	200	205
23 - Construction	5,954	5,990	5,841	5,690	5,971	5,927
31 - Manufacturing	2,902	3,106	3,193	3,199	3,728	4,267
42 - Trade	8,103	8,440	8,171	8,060	8,685	10,139
48 - Transportation and Warehousing	3,406	3,474	3,545	3,652	3,716	3,995
51 - Information	1,224	1,234	1,182	1,173	1,387	1,582
52 - Finance and Insurance	1,358	1,447	1,663	1,699	1,882	2,241
53 - Real Estate, Rental and Leasing	8,997	9,431	10,144	10,430	11,079	12,357
54 - Professional, Scientific and Technical Services	8,430	8,561	8,534	8,164	8,841	9,825
55 - Management of companies and enterprises	543	572	622	649	689	804
56 - Administrative, Support, Waste Management and Remediation Services	3,441	3,605	3,617	3,559	3,679	4,450
61 - Educational Services	1,927	1,945	1,948	2,094	2,063	2,269
62 - Health Care and Social Assistance	5,059	5,255	5,259	5,243	5,493	6,062
71 - Arts, Entertainment and Recreation	4,020	4,191	4,212	4,066	4,227	5,790
72 - Accommodation and Food Services	4,531	4,769	4,875	4,813	4,850	5,849
81 - Services	7,163	7,539	7,467	7,316	7,721	10,633
92 - Public Administration	163	168	159	175	151	215
<b>Totals</b>	<b>70,263</b>	<b>73,085</b>	<b>73,952</b>	<b>73,468</b>	<b>78,263</b>	<b>91,114</b>

