

Department of Commerce, Community, and
Economic Development

Division of Corporations, Business &
Professional Licensing

Corporations Section
Annual Report
Fiscal Year 2023



Department of Commerce, Community, and Economic Development
Division of Corporations, Business & Professional Licensing
P.O. Box 110806
Juneau, Alaska 99811-0806
E-mail: License@Alaska.Gov

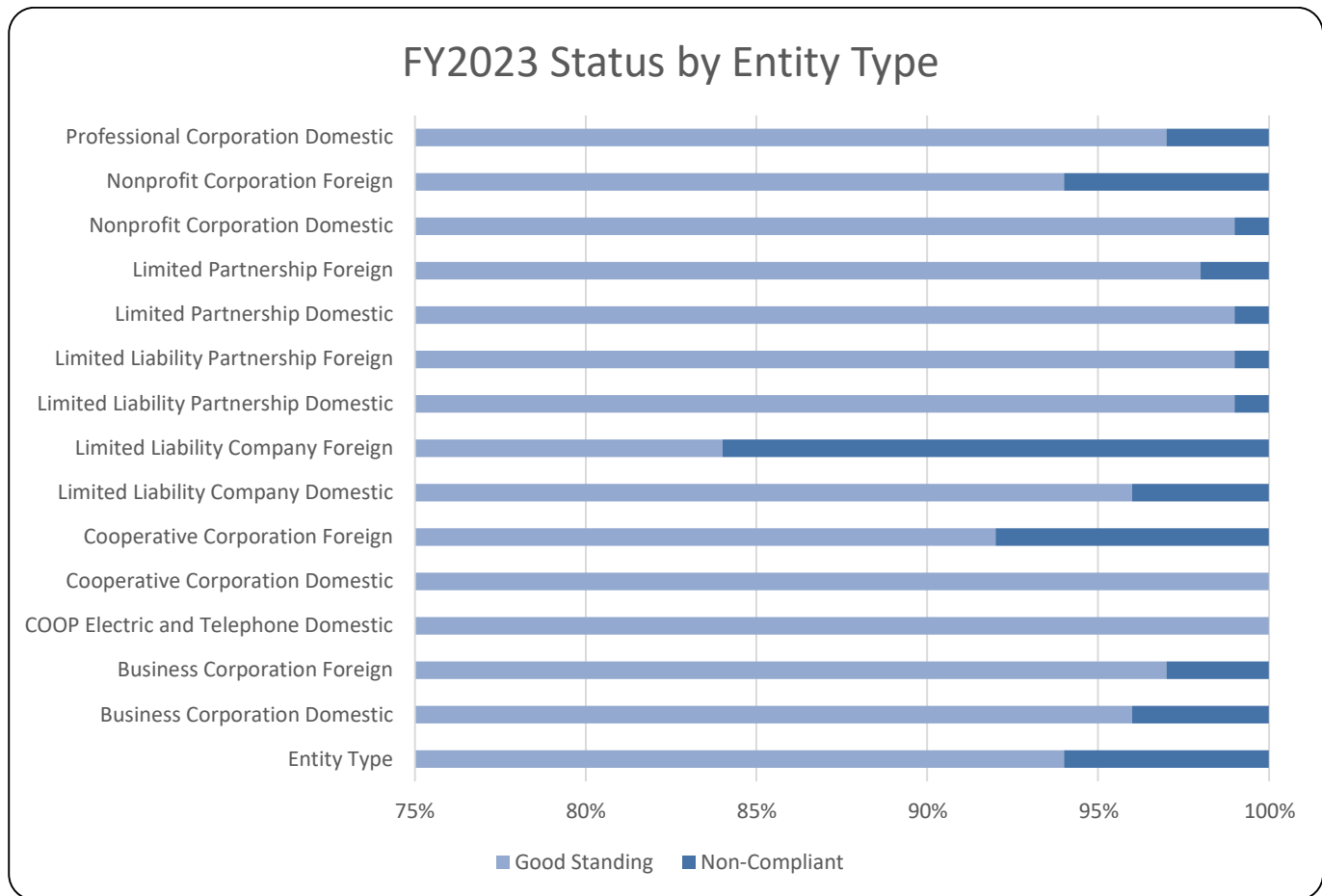
Table of Contents

ENTITY TYPE AND STATUS:	
<ul style="list-style-type: none"> FY2023 Entity Type & Status: Good Standing or Non-Compliant (table) Comparison FY2023 Entity Type & Status by % (chart) 	<p>Page 3 Page 3</p>
ENTITY STATUS:	
<ul style="list-style-type: none"> 2019 thru FY2023 Good Standing & Non-Compliant (table) Comparison 2019 thru FY2023: Good Standing & Non-Compliant (chart) 	<p>Page 4 Page 4</p>
MASS MAILINGS:	
<ul style="list-style-type: none"> 2019 thru FY2023 Mass Mailings: Courtesy & Statutory (table) Comparison 2019 thru FY2023: Courtesy & Statutory Mailings (chart) 	<p>Page 4 Page 4</p>
NEW ENTITIES:	
<ul style="list-style-type: none"> FY2023 New Entities processed In-House or Web (table) 2019 thru FY2023: New entities processed In-House or Web (table) Comparison FY2019 thru FY2023: New Entities (chart) 	<p>Page 5 Page 5 Page 5</p>
DISSOLUTIONS:	
<ul style="list-style-type: none"> 2019 thru FY2023 Voluntary Dissolution: Withdrawal/Dissolve/Cancel (table) 2019 thru FY2023 Administrative Dissolutions: Involuntary/Revoked (table) 2019 thru FY2023: Voluntary & Administrative Dissolutions (table) Comparison 2019 thru FY2023: Voluntary & Administrative Dissolutions (chart) 	<p>Page 6 Page 6 Page 6 Page 7</p>
DOMESTIC:	
<ul style="list-style-type: none"> 2019 thru FY2023: Administrative Dissolutions (table) 2019 thru FY2023: Reinstatements (table) 2019 thru FY2023: Administrative Dissolutions & Reinstatements (table) Comparison 2019 thru FY2023: Administrative Dissolutions & Reinstatements (chart) 	<p>Page 7 Page 7 Page 7 Page 8</p>
ALL FILING TYPES:	
<ul style="list-style-type: none"> 2019 thru FY2023: Processed In-House (table) 2019 thru FY2023: Filings Processed Via Web (table) 2019 thru FY2023: Filings Processed In-House & Web (table) Comparison 2019 thru FY2023: Filings Processed In-House & via Web (chart) 	<p>Page 8 Page 8 Page 9 Page 9</p>
FOUR FILINGS	
<ul style="list-style-type: none"> 2019 thru FY2023: four filings which customer may choose to submit either In-House or via Web (table) Comparison 2019 thru FY2023: four filings which customer may choose to submit either In-House or via Web (chart) 	<p>Page 9 Page 10</p>
BUSINESS NAME TYPES: RESERVATIONS AND REGISTRATIONS	
<ul style="list-style-type: none"> FY2023 NEW Business Name Types (table) ACTIVE at the end of FY2023: Business Name Types (table) 	<p>Page 10 Page 10</p>

FY2023 ENTITY TYPE AND STATUS: Good Standing or Non-Compliant as of 6/30/2023.

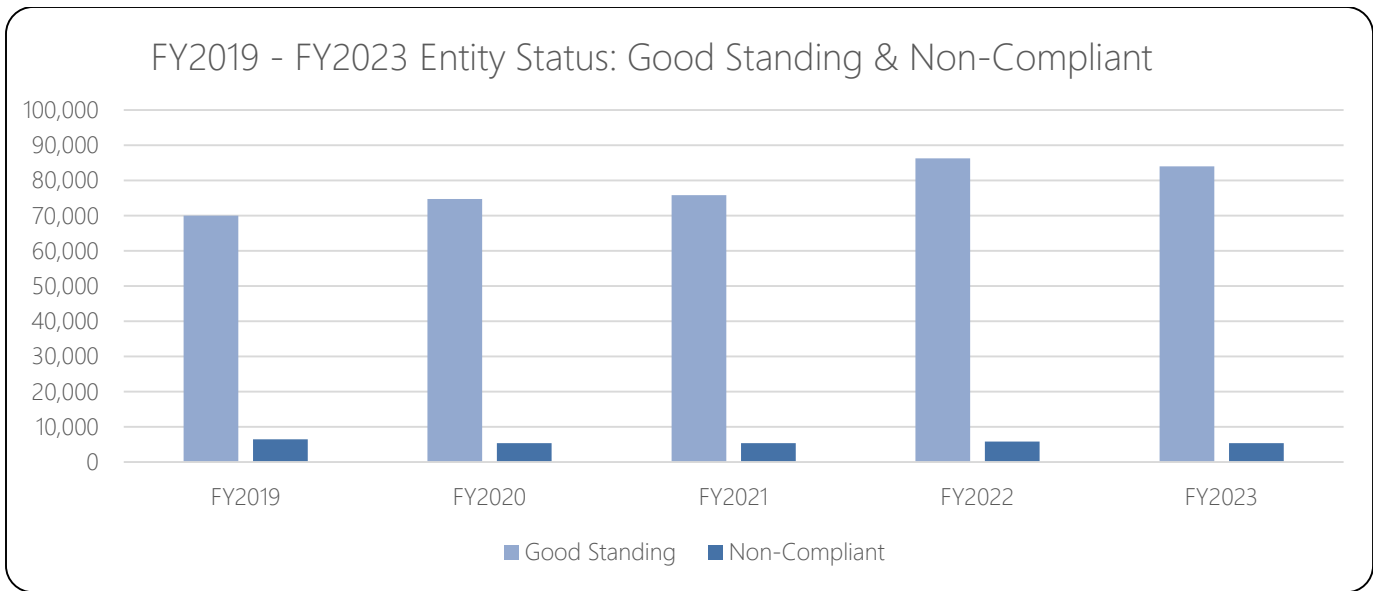
The public, banks, businesses, and other agencies use the entity's status when conducting business with the entity.

Entity Type	Good Standing	%	Non-Compliant	%	TOTAL
Business Corporation Domestic	8,713	94%	570	6%	9,283
Business Corporation Foreign	8,858	96%	337	4%	9,195
COOP Electric and Telephone Domestic	35	97%	1	3%	36
Cooperative Corporation Domestic	54	100%	0	0%	54
Cooperative Corporation Foreign	13	100%	0	0%	13
Limited Liability Company Domestic	46,750	92%	3,939	8%	50,689
Limited Liability Company Foreign	7,573	96%	279	4%	7,852
Limited Liability Partnership Domestic	62	84%	12	16%	74
Limited Liability Partnership Foreign	88	99%	1	1%	89
Limited Partnership Domestic	3,229	99%	19	1%	3,248
Limited Partnership Foreign	228	99%	2	1%	230
Nonprofit Corporation Domestic	7,006	98%	168	2%	7,174
Nonprofit Corporation Foreign	775	99%	4	1%	779
Professional Corporation Domestic	499	94%	31	6%	530
Religious Corporation Domestic	56	97%	2	3%	58
Grand Total	83,939	94%	5,365	6%	89,304



2019 thru FY2023 ENTITY STATUS: Good Standing and Non-Compliant as of 6/30/2023.

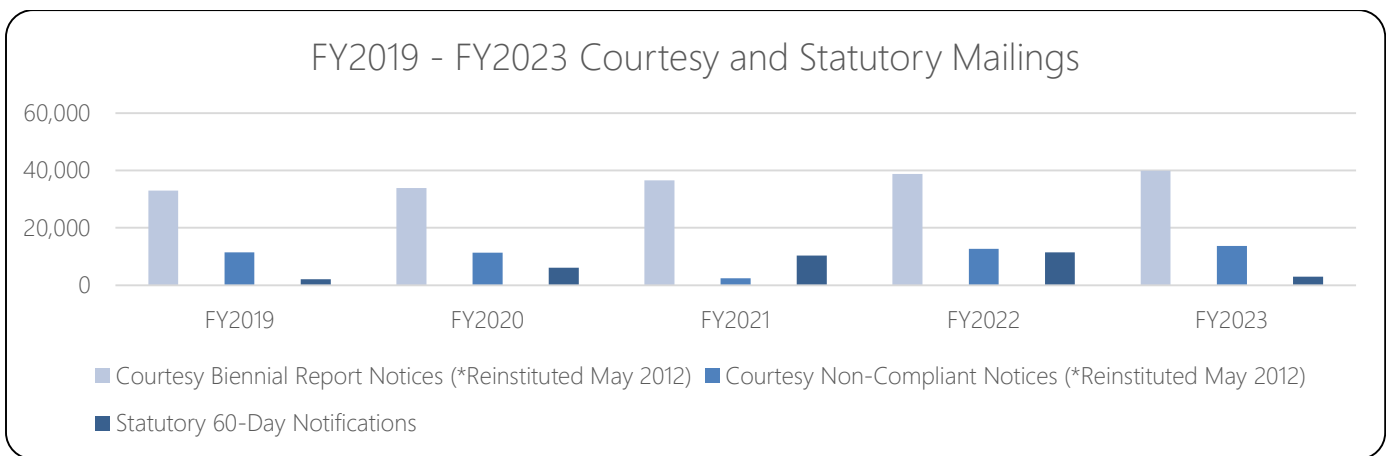
Entity Status	FY2019		FY2020		FY2021		FY2022		FY2023	
	Qty.	%	Qty.	%	Qty.	%	Qty.	%	Qty.	%
Good Standing	69,939	92%	74,660	93%	75,801	93%	86,233	94%	83,939	94%
Non-Compliant	6,409	8%	5,357	7%	5,386	7%	5,845	6%	5,365	6%
Totals	76,348		80,017		81,187		92,078		89,304	



MASS MAILINGS 2019 thru FY2023: Courtesy and Statutory Mailings

In May 2012 the Corporations Section reinstated mailing courtesy Biennial Report and Non-Compliant notices as part of the Division's efforts to proactively help entities on record obtain and maintain Good Standing with this Division. When an entity fails to respond to the courtesy notices then the Division sends the statutory 60-Day notices. If an entity fails to respond to the 60-Day notice, then the entity may be administratively dissolved.

Mass Mailing Types	FY2019	FY2020	FY2021	FY2022	FY2023
Courtesy Biennial Report Notices	32,979	33,856	36,587	38,743	39,896
Courtesy Non-Compliant Notices	11,428	11,359	2,411	12,655	13,706
Statutory 60-Day Notifications	2,118	6,093	10,335	11,431	2,938
Totals	46,525	51,308	49,333	62,829	56,540



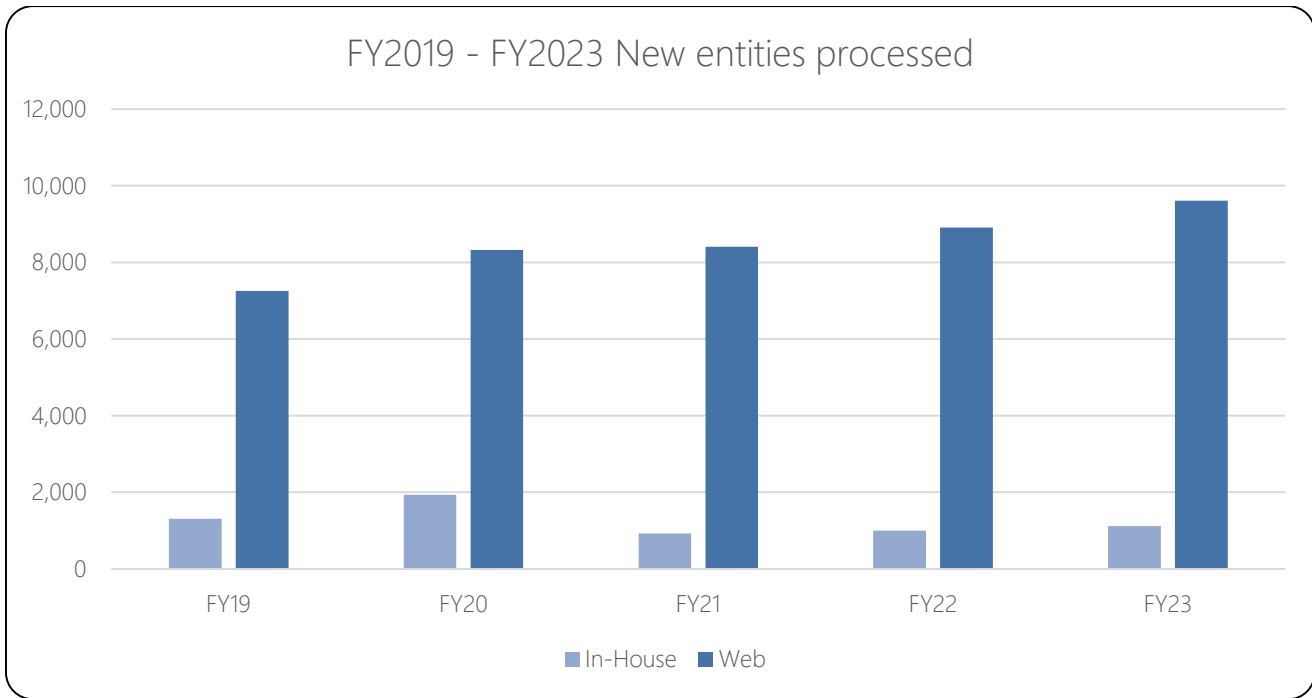
FY2023 NEW ENTITIES: Processed In-House or Web

Entity Type: new domestic created or new foreign registered	In-House	Web

Business Corporation Domestic	10	365
Business Corporation Foreign	172	694
COOP Electric and Telephone	0	0
Cooperative Corporation Domestic	2	0
Cooperative Corporation Foreign	1	0
Limited Liability Company Domestic	253	7,355
Limited Liability Company Foreign	231	874
Limited Liability Partnership Domestic	8	0
Limited Liability Partnership Foreign	11	0
Limited Partnership Domestic	250	0
Limited Partnership Foreign	17	0
Nonprofit Corporation Domestic	139	262
Nonprofit Corporation Foreign	10	59
Professional Corporation Domestic	11	0
Religious Corporation Domestic	6	0
Sub Totals	1,121	9,609
Total	10,730	

2019 thru FY2023: New entities processed In-House or Web.

Processed	FY2019		FY2020		FY2021		FY2022		FY2023	
	Qty.	%	Qty.	%	Qty.	%	Qty.	%	Qty.	%
In-House	1,311	15%	1,933	19%	923	10%	1,002	10%	1,121	10%
Web	7,255	85%	8,234	81%	8,406	90%	8,907	90%	9,609	90%
Totals	8,566	100%	10,167	100%	9,329	100%	9,909	100%	10,730	



2019 thru FY2023 VOLUNTARY DISSOLUTIONS

Entity Types	VOLUNTARY: Withdrawal/Cancel/Dissolve				
	FY2019	FY2020	FY2021	FY2022	FY2023
Business Corporation Domestic	181	194	139	160	145

Business Corporation Foreign	248	255	258	227	295
COOP Electric and Telephone	0	0	0	0	0
Cooperative Corporation Domestic	0	1	0	0	0
Cooperative Corporation Foreign	0	0	0	0	0
Limited Liability Company Domestic	681	754	736	812	857
Limited Liability Company Foreign	155	137	172	178	220
Limited Liability Partnership Domestic	5	2	0	1	1
Limited Liability Partnership Foreign	1	1	0	0	0
Limited Partnership Domestic	172	793	86	240	156
Limited Partnership Foreign	16	175	14	12	12
Nonprofit Corporation Domestic	38	45	61	45	41
Nonprofit Corporation Foreign	15	12	12	11	11
Professional Corporation Domestic	14	18	16	21	15
Religious Corporation Domestic	0	3	1	0	1
Totals	1,526	2,390	1,495	1,707	1,754

2019 thru FY2023 ADMINISTRATIVE DISSOLUTIONS:

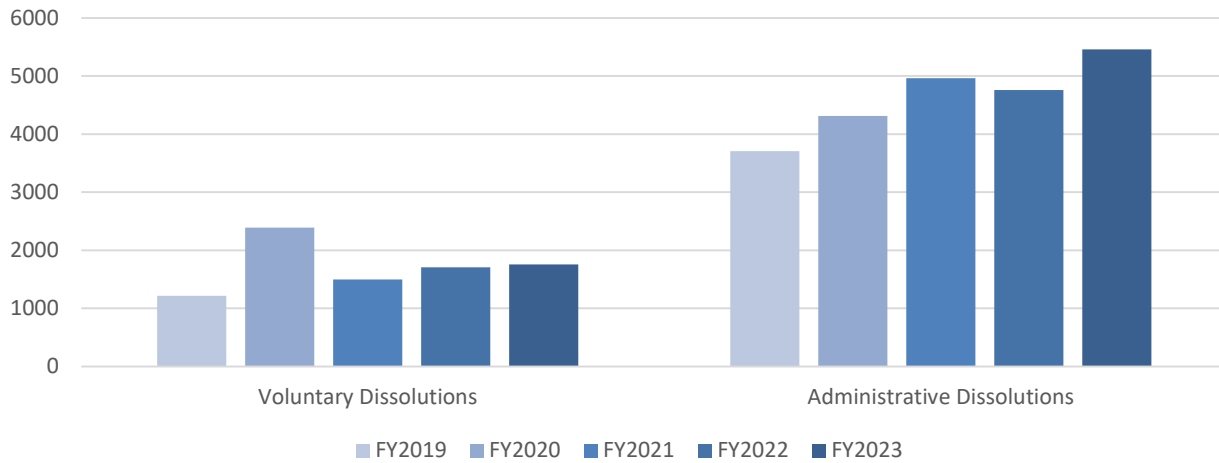
Entity Type	ADMINISTRATIVE DISSOLUTIONS: Involuntary or Revoked				
	FY2019	FY2020	FY2021	FY2022	FY2023
Business Corporation Domestic	712	786	741	607	652
Business Corporation Foreign	254	262	241	225	324
COOP Electric and Telephone	0	0	0	0	0
Cooperative Corporation Domestic	3	1	4	2	2
Cooperative Corporation Foreign	0	1	1	0	0
Limited Liability Company Domestic	2,364	2,695	3,334	3,296	3,777
Limited Liability Company Foreign	195	218	240	244	264
Limited Liability Partnership Domestic	2	4	6	1	3
Limited Liability Partnership Foreign	3	1	1	4	3
Limited Partnership Domestic	0	0	0	0	0
Limited Partnership Foreign	0	0	0	0	0
Nonprofit Corporation Domestic	314	300	341	329	391
Nonprofit Corporation Foreign	20	23	31	30	18
Professional Corporation Domestic	27	16	22	17	20
Religious Corporation Domestic	6	5	3	6	5
Totals	3,900	4,312	4,965	4,761	5,459

2019 thru FY2023: Voluntary and Administrative Dissolutions*

Dissolution Type	FY2019		FY2020		FY2021		FY2022		FY2023	
	Qty.	%	Qty.	%	Qty.	%	Qty.	%	Qty.	%
Voluntary Dissolutions	1,218	25%	2,390	36%	1,495	23%	1,707	26%	1,754	24%
Administrative Dissolutions	3,709	75%	4,312	64%	4,965	77%	4,761	74%	5,459	76%
Totals	4,927		6,702		6,460		6,468		7,213	

*See next page for voluntary and administrative dissolutions chart.

FY2019 thru FY2023: Voluntary and Administrative Dissolutions



2019 thru FY2023 DOMESTIC ENTITY: Administrative Dissolutions and Domestic Reinstatements

Only Domestic (Alaskan) entities Involuntarily Dissolved may reinstate within two years of Involuntary Dissolution.

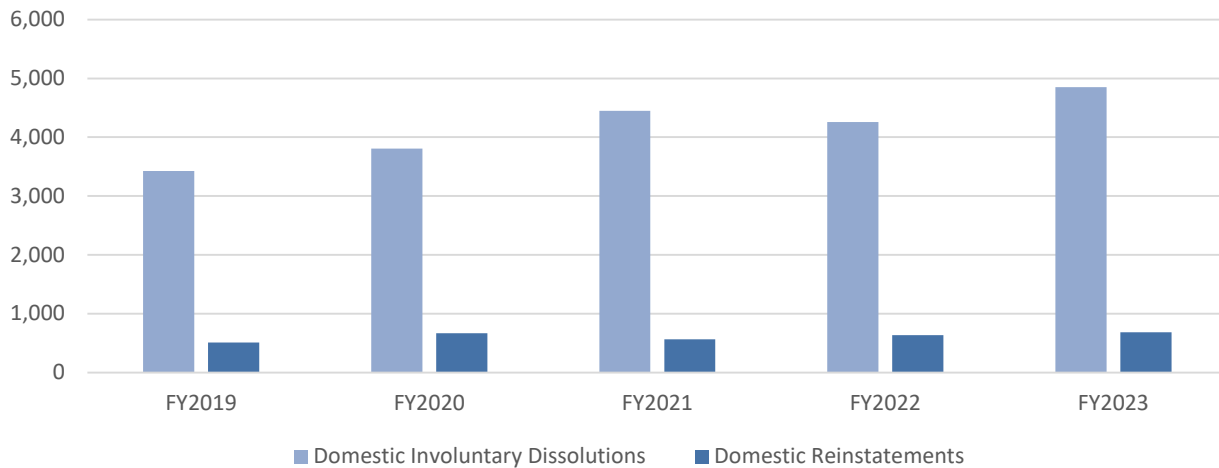
Foreign entities which have been Administratively Dissolved (revoked) may re-register.

Domestic Entity Type	ADMINISTRATIVE DISSOLUTIONS (Involuntary)				
	FY2019	FY2020	FY2021	FY2022	FY2023
Business Corporation Domestic	712	786	741	607	652
COOP Electric and Telephone	0	0	0	0	0
Cooperative Corporation Domestic	3	1	4	2	2
Limited Liability Company Domestic	2,364	2,695	3,334	3,296	3,777
Limited Liability Partnership Domestic	2	4	6	1	3
Limited Partnership Domestic	0	0	0	0	0
Nonprofit Corporation Domestic	314	300	341	329	391
Professional Corporation Domestic	27	16	22	17	20
Religious Corporation Domestic	6	5	3	6	5
Totals	3,428	3,807	4,451	4,258	4,850

Domestic Entity Type	REINSTATEMENTS				
	FY2019	FY2020	FY2021	FY2022	FY2023
Business Corporation Domestic	100	171	150	99	116
Cooperative Corporation Domestic	0	1	1	0	0
Limited Liability Company Domestic	322	402	368	439	456
Nonprofit Corporation Domestic	81	86	42	92	102
Professional Corporation Domestic	6	4	1	2	6
Religious Corporation Domestic	0	0	0	0	0
Totals	509	664	562	632	680

Domestic Entity Events	FY2019	FY2020	FY2021	FY2022	FY2023
Domestic Involuntary Dissolutions	3,428	3,807	4,451	4,258	4,850
Domestic Reinstatements	509	664	562	632	680

FY2019 - FY2023: Domestic Administrative Dissolutions and Reinstatements



2019 thru FY2023 FILINGS PROCESSED IN-HOUSE:

Type of Filing	IN-HOUSE				
	FY2019	FY2020	FY2021	FY2022	FY2023
Agent Change	6,228	7,943	6,482	4,661	18,232*
Agent Resignation	269	226	316	301	262
Amendment	3,445	2,552	1,093	936	1,189
Biennial Report	3,778	3,143	2,816	2,213	2,189
Certificate of Compliance	57	72	65	78	61
Change of Officials	4,494	3,232	2,990	3,167	3,273
Conversion	116	58	55	70	64
Conversion (LP)	4	1	2	2	0
Correction	426	289	176	151	198
Creation Filing	1,740	1,970	923	1,002	1,121
Domestication	59	34	53	54	70
Election or Resolution to Dissolve	352	260	221	233	212
Entity Address Change	1,749	1,948	1,456	1,519	1,701
Initial Report	198	140	114	129	113
Interest Exchange	1	4	0	0	0
Merger	182	226	185	171	169
Restated (NO AMENDMENT)	12	7	3	2	3
Restated and Amended Articles	85	51	48	29	43
Withdraw/Dissolve/Cancel	2,093	2,390	1,495	1,707	1,754
Totals	25,288	24,546	18,493	16,425	30,654*

*Mass Agent changes were 13,555 higher than last year

2019 thru FY2023 FILINGS PROCESSED VIA WEB:

There are currently only four corporation filing types available to be filed on the web.

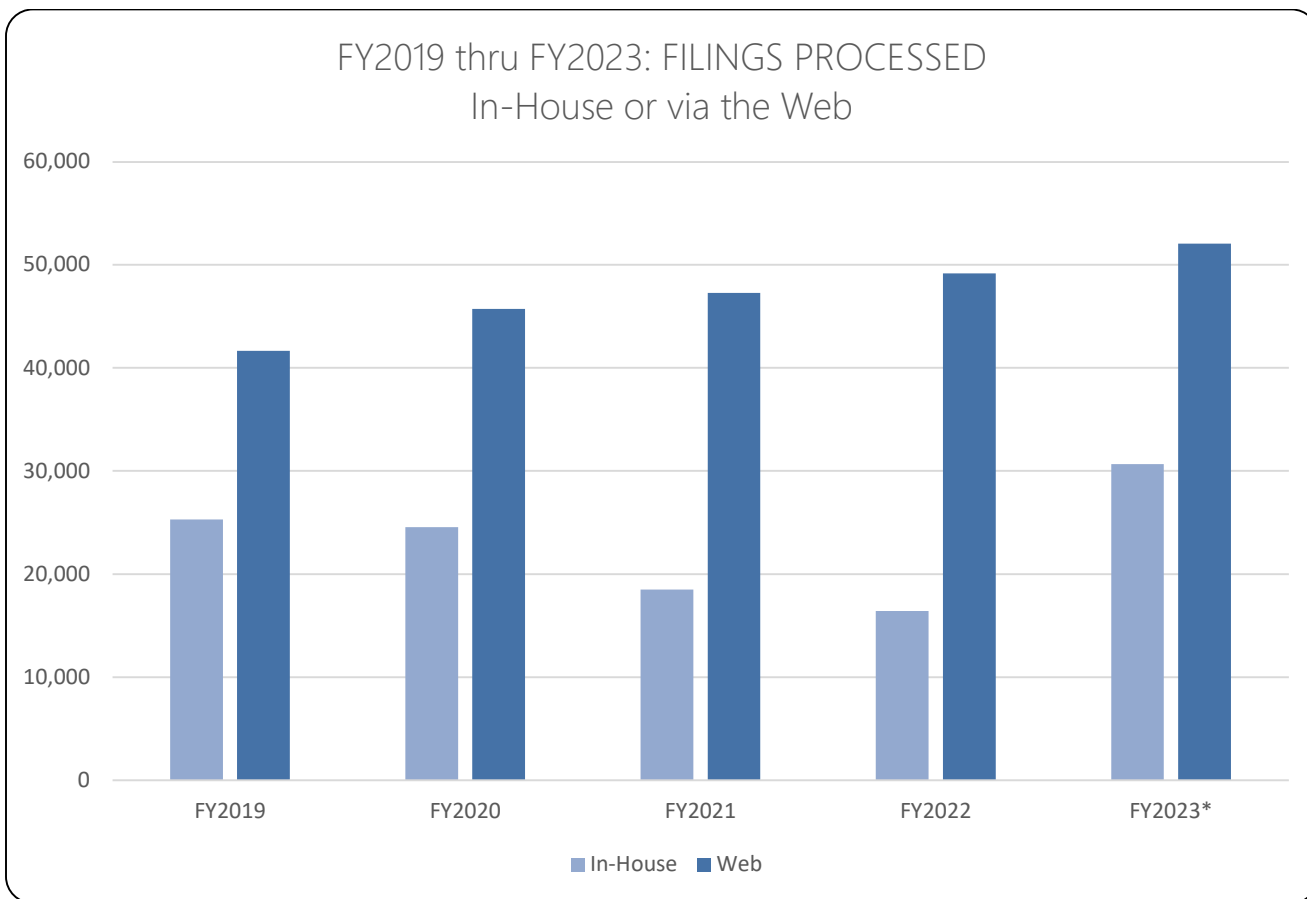
Type of Filing	Processed on the Web				
	FY2019	FY2020	FY2021	FY2022	FY2023
Biennial Report	25,829	27,849	29,794	30,802	32,539
Certificate of Compliance	3,107	3,335	3,329	3,047	3,022
Creation Filings	7,258	8,291	8,406	8,907	9,609
Initial Report	5,451	6,259	5,739	6,418	6,880
Totals	41,645	45,734	47,268	49,174	52,050

2019 thru FY2023 FILINGS PROCESSED IN-HOUSE AND VIA WEB:

Processed	FY2019	FY2020	FY2021	FY2022	FY2023
-----------	--------	--------	--------	--------	--------

	Qty.	%	Qty.	%	Qty.	%	Qty.	%	Qty.	%
In-House	25,288	38%	24,546	35%	18,493	28%	16,425	25%	30,654*	37%
Web	41,645	62%	45,734	65%	47,268	72%	49,174	75%	52,050	63%
Totals	66,933		70,280		65,761		65,599		82,704*	

*Mass Agent changes were 13,555 higher than last year



*Mass Agent changes were 13,555 higher than last year

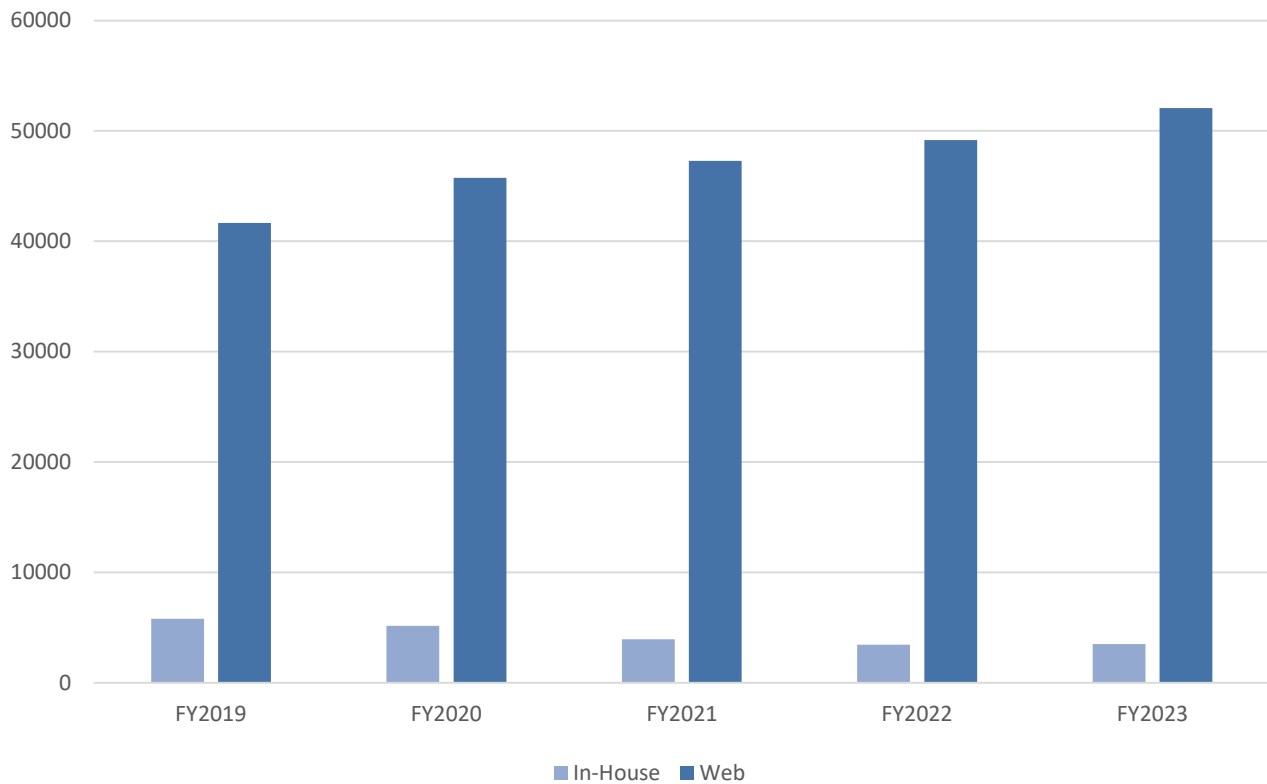
2019 thru FY2023 FOUR FILINGS: In-House or Web.

There are currently only four corporation filing types in which the customer may choose to file either In-House or via the Web.

Type of Filing	FY2019		FY2020		FY2021		FY2022		FY2023	
	In-House	Web	In-House	Web	In-House	Web	In-House	Web	In-House	Web
Biennial Reports	3,778	25,829	3143	27,849	2,816	29,794	2,213	30,802	2,189	32,539
Certificate of Compliance	57	3107	72	3335	65	3,329	78	3,047	61	3,022
Creation Filings	1,740	7258	1790	8291	923	8,406	1,002	8,907	1,121	9,609
Initial Reports	198	5451	140	6259	114	5,739	129	6,418	113	6,880
Subtotals	5770	41645	5145	45734	31918	47268	3422	49174	3,484	52,050
	12%	88%	10%	90%	8%	92%	7%	93%	6%	94%
Totals	47,418		50,879		51,186		52,596		55,534	

*See next page for the four filings chart.

FY2019 - FY2023: Four filings that may be filed either
In-House or via the Web



FY2023 BUSINESS NAME TYPES: Reservations and Registrations.

Business name reservations and registrations grant the owner exclusive rights to the name for a specific period per statutes. These rights are exercised through the court system.

FY2023 New: Business Name Types	In-House	Web
Business Name Registration <i>(good for 5 years and requires an Alaska Business License)</i>	55	568
Business Name Reservation <i>(good for 120 days)</i>	9	320
Subtotals	64	888
Total	952	

Active at the end of FY2023: Business Name Types	Active
Business Name Registration	2,888
Foreign Corporate Name Registration	18
Business Name Reservation	94
Total	3,000