Alcohol and Marijuana Control Office
550 W 7th Avenue, Suite 1600
Anchorage, AK 99501
alcohol.licensing@alaska.gov
https://www.commerce.alaska.gov/web/amco
Phone: 907.269.0350

Alaska Alcoholic Beverage Control Board

Form AB-02: Premises Diagram

What is this form?

A detailed diagram of the proposed licensed premises is required for all liquor license applications, per AS 04.11.260 and 3 AAC 304.185. Your diagram must include dimensions and must show all entrances and boundaries of the premises, walls, bars, fixtures, and areas of storage, service, consumption, and manufacturing. If your proposed premises is located within a building or building complex that contains multiple businesses and/or tenants, please provide an additional page that clearly shows the location of your proposed premises within the building or building complex, along with the addresses and/or suite numbers of the other businesses and/or tenants within the building or building complex.

The second page of this form is not required. Blueprints, CAD drawings, or other clearly drawn and marked diagrams may be submitted in lieu of the second page of this form. The first page must still be completed, attached to, and submitted with any supplemental diagrams. An AMCO employee may require you to complete the second page of this form if additional documentation for your premises diagram is needed.

This form must be completed and submitted to AMCO's main office before any license application will be considered complete.

	Yes	No
I have attached blueprints, CAD drawings, or other supporting documents in addition to, or in lieu of, the second page of this form.	☑	☐

Section 1 – Establishment Information

Enter information for the business seeking to be licensed, as identified on the license application.

Licensee:	Sip, LLC	**License Number:**	5940		
License Type:	Restaurant and Eating Place				
Doing Business As:	Sip				
Premises Address:	510 W Tudor Road #7				
City:	Anchorage	**State:**	Alaska	**ZIP:**	99503

Alcohol and Marijuana Control Office
550 W 7th Avenue, Suite 1600
Anchorage, AK 99501
alcohol.licensing@alaska.gov
https://www.commerce.alaska.gov/web/amco
Phone: 907.269.0350

Alaska Alcoholic Beverage Control Board

Form AB-02: Premises Diagram

Section 2 – Detailed Premises Diagram

Clearly indicate the boundaries of the premises and the proposed licensed area within that property. Clearly indicate the interior layout of any enclosed areas on the proposed premises. Clearly identify all entrances and exits, walls, bars, and fixtures, and outline in red the perimeter of the areas designated for alcohol storage, service, consumption, and manufacturing. Include dimensions, cross-streets, and points of reference in your drawing. You may attach blueprints or other detailed drawings that meet the requirements of this form.

See attached

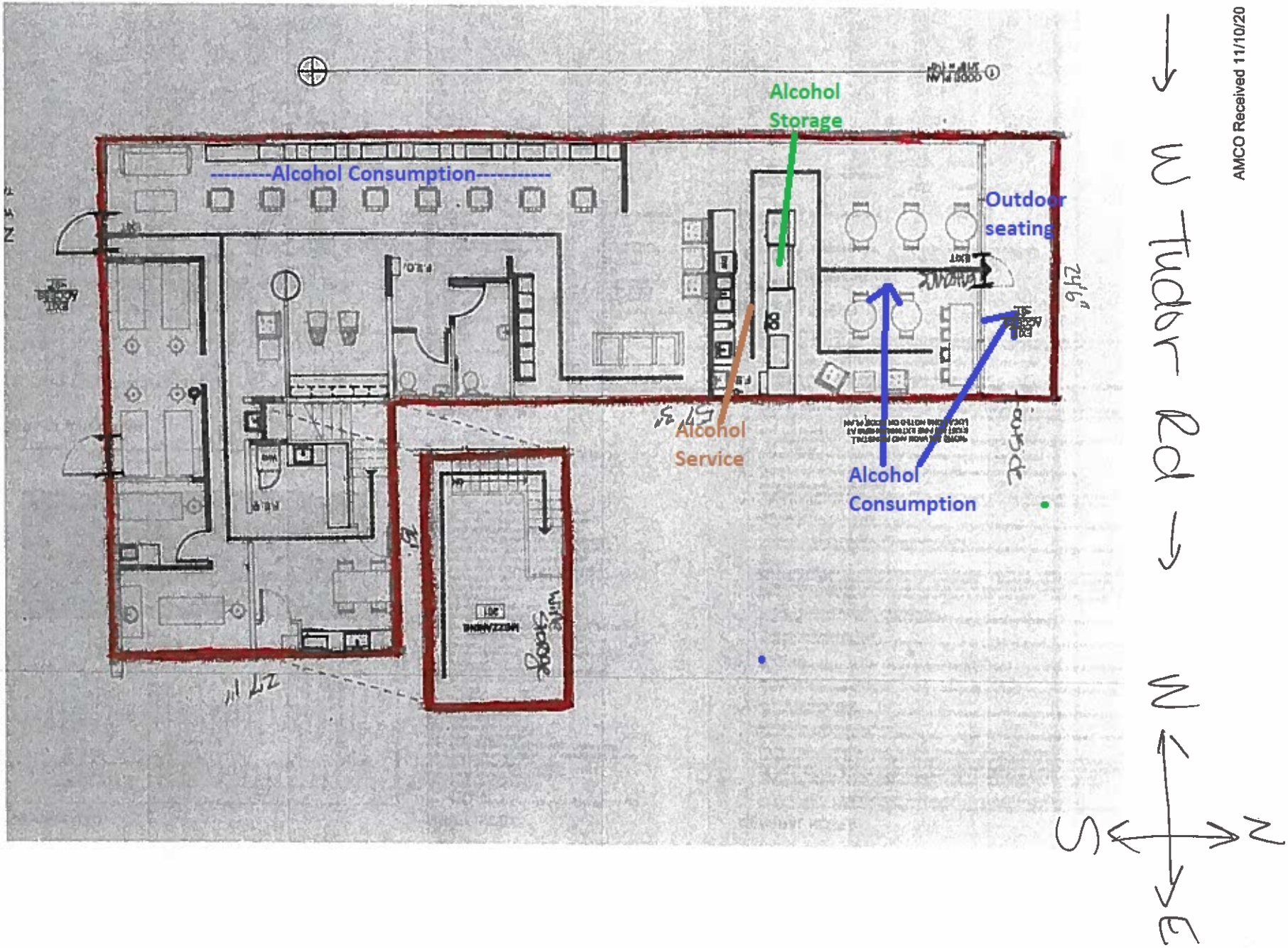

AMCO Received 11/10/20

→ W Tudor Rd →

N
E W
S

EXHIBIT A
PREMISES

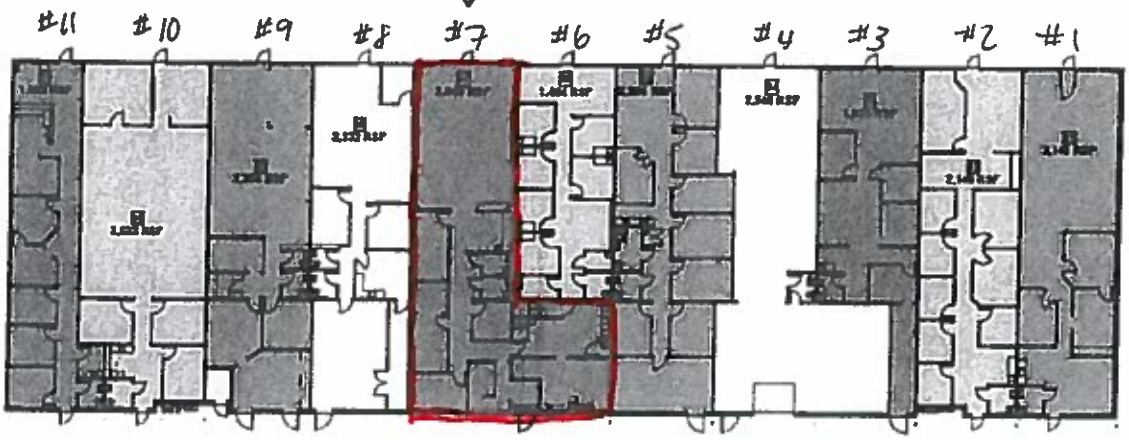

510 West Center

#1 – unoccupied

#2 – Anderson Bride

#3 – Accurate Hearing Systems

#4 – Unoccupied

#5 – Anchorage Sleep Center

#6 – Unoccupied

#8 – Alaska ATM Service

#9 – Unoccupied

#10 – Reger Physical Therapy

#11 – Advance Chiropractic Clinic

AMCO Received 11/19/20

PARKING MAP

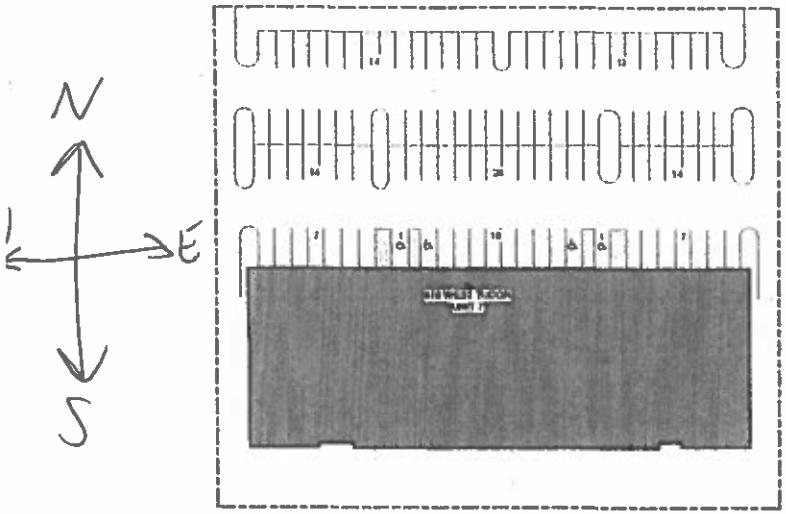

SITE LOCATION MAP

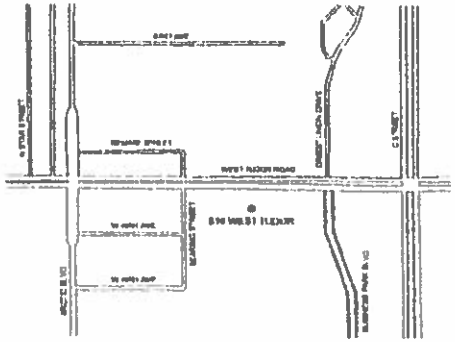

SHEET INDEX

G0.1 INDEX, PARKING & LOCATION MAP, ZONING CODE STUDY, GEN NOTES
G0.2 CODE STUDY, CODE PLAN
A0.1 FIRST FLOOR DEMOLITION PLAN
A1.1 FIRST FLOOR RENOVATION PLAN
A1.2 FIRST FLOOR REFLECTED CEILING RENOVATION PLAN
A1.3 FIRST FLOOR RENOVATION FINISH FLOOR PLAN, INT FINISH SCHEDULE
A1.4 RENOVATION ROOF PLAN
A2.1 INTERIOR ELEVATIONS
A2.2 INTERIOR ELEVATIONS
A2.3 INTERIOR ELEVATIONS, DETAILS
A3.1 DETAILS
A4.1 SCHEDULES, RENDERINGS
S1.0 STRUCTURAL GENERAL NOTES, LEGEND AND ABBREVIATIONS
S1.1 STRUCTURAL LEVEL 1 FOUNDATION AND STUD AND SHEAR WALL PLAN
S1.2 STRUCTURAL ROOF FRAMING PLAN
S2.1 STRUCTURAL ENLARGED FRAMING PLAN AND DETAILS
S2.2 STRUCTURAL DETAILS CONTINUED
M1.0 LEGEND AND SCHEDULES
M1.1 SPECIFICATIONS
M1.2 SEQUENCE OF OPERATION
M2.1 FIRST FLOOR DEMOLITION PLAN - MECHANICAL
M2.2 MEZZANINE DEMOLITION PLAN - MECHANICAL
M2.3 ROOF DEMOLITION PLAN - MECHANICAL
M3.0 UNDERFLOOR RENOVATION PLAN - PLUMBING
M3.1 FIRST FLOOR RENOVATION PLAN - PLUMBING
M3.2 MEZZANINE RENOVATION PLANS
M3.3 FIRST FLOOR RENOVATION PLAN - HVAC
M3.4 ROOF RENOVATION PLAN - MECHANICAL
M4.0 SCHEMATICS & PLUMBING DETAILS
M4.1 HVAC DETAILS
E0.1 LEGEND
E1.1 LIGHTING PLAN
E2.1 POWER AND SIGNAL PLAN
E3.1 ONE-LINE DIAGRAMS, DETAILS, AND SCHEDULES

ABBREVIATIONS

ACT	ACOUSTICAL CEILING TILE	MW	MICROWAVE
AFF	ABOVE FINISH FLOOR	MECH	MECHANICAL
BD	BOARD	MFR	MANUFACTURER
BLKG	BLOCKING	MIN	MINIMUM
CL	CENTERLINE	MISC	MISCELLANEOUS
CLG	CEILING	MTD	MOUNTED
CLR	CLEAR	MTL	METAL
CMU	CONCRETE MASONRY UNIT	NIC	NOT IN CONTRACT
CO	CLEAN OUT	NTS	NOT TO SCALE
CONC	CONCRETE	OC	ON CENTER
CONT	CONTINUOUS	PL	PLATE
CPT	CARPET	PLYWD	PLYWOOD
DIA	DIAMETER	PT	PAINT
DIM	DIMENSION	PTD	PAINTED
DN	DOWN	PVC	POLYVINYL CHLORIDE
DWG	DRAWING	RCP	REFLECTED CEILING PLAN
EA	EACH	RM	ROOM
EL	ELEVATION	SHT	SHEET
ELEC	ELECTRICAL	STD	STANDARD
EQ	EQUAL	STL	STEEL
FD	FLOOR DRAIN OR FIRE DAMPER	TBD	TO BE DETERMINED
FEC	FIRE EXTINGUISHER CABINET	TEL	TELEPHONE
FLT	FLOOR TILE	TG	TOP OF GLASS
FO	FACE OF	TOC	TOP OF CURB
FRG	FIREGLASS	TOS	TOP OF STEEL
FR	FRAME	TYP	TYPICAL
GALV	GALVANIZED	VAT	VINYL ASBESTOS TILE
GWB	GYPSUM WALL BOARD	W	WIDE
HD	HOLLOW CORE	WD	WOOD

GENERAL NOTES

1. ALL WORK SHALL BE COMPLETED TO MEET REQUIREMENTS OF APPLICABLE CODES AND REGULATIONS CURRENTLY IN FORCE, INCLUDING LOCAL AMENDMENTS, POLICIES AND HANDOUTS, IBC 2012
2. ALL EXISTING TENANT SEPARATIONS, COMMON BUILDING AREAS, SHARED BUILDING SYSTEMS AND EQUIPMENT, EXTERIOR BUILDING SHELL COMPONENTS AND INTERIOR ENVELOPE ARE GENERALLY EXCLUDED FROM THE SCOPE OF THIS PROJECT, EXCEPT WHERE SPECIFICALLY INDICATED ON DRAWINGS. ANY INCIDENTAL WORK ON THESE SUBUNITS REQUIRED BY THIS PROJECT SHALL INCLUDE PATCH AND REPAIR TO EXISTING COMPONENTS TO RESTORE TO ORIGINAL OR BETTER CONDITION
3. CONTRACTOR SHALL COVER AND PROTECT EXISTING ITEMS NOT INDICATED TO BE REMOVED, SALVAGED, REUSED, REINSTALLED OR REPLACED.
4. CONTRACTOR SHALL REMOVE AND STORE PROTECTED FOR REINSTALLATION ANY ITEMS INDICATED FOR REUSE OR REINSTALLATION
5. CONTRACTOR SHALL REMOVE WITHOUT DAMAGE AND PROVIDE TO OWNER ANY ITEMS INDICATED FOR SALVAGE.
6. DO NOT AFFECT ANY STRUCTURAL COMPONENTS UNLESS SPECIFICALLY INDICATED BY THE STRUCTURAL DOCUMENTS
7. WORK SHALL INCLUDE MODIFICATION TO EXISTING SPRINKLER SYSTEM AS NEEDED TO PROVIDE REQUIRED COVERAGE TO COMPLETED WORK.
8. MAINTAIN ALL EXISTING FIRE PROTECTION ASSEMBLIES AT EXISTING CONSTRUCTION. REPAIR PROTECTION ASSEMBLIES WHERE DAMAGED DURING THE WORK
9. THE ADJACENT TENANT SPACE WILL REMAIN OPERATIONAL DURING THIS PROJECT. PROJECT WORK SHALL BE CONDUCTED TO MINIMIZE IMPACT TO ADJACENT TENANT. AT NO POINT SHALL PROJECT WORK RESTRICT OR BLOCK ADJACENT TENANT ACCESS, EGRESS OR REQUIRED PARKING. PROVIDE TEMPORARY PROTECTION AS REQUIRED FOR SAFE ACCESS AND/OR EGRESS TO ADJACENT TENANT THROUGHOUT THE PROJECT.
10. COORDINATE ANY NECESSARY DISRUPTIONS TO SHARED BUILDING SYSTEMS WITH ADJACENT TENANT PROVIDING AS MUCH ADVANCE NOTICE AS IS PRACTICABLE.
11. COORDINATE EXTENT OF DEMOLITION INDICATED WITH NEW WORK INCLUDING NEW FINISH SUBSTRATE AND PREPARATION REQUIREMENTS
12. FOR ALL EXISTING EXTERIOR OPENINGS WITH NEW WORK, PROVIDE ALL FLASHINGS AND SEALANTS NECESSARY TO ENSURE COMPLETE WATERTIGHT INSTALLATION. COLORS AND FINISHES TO MATCH SURROUNDING EXISTING SURFACES.
13. PROVIDE BLOCKING FOR ALL WALL-MOUNTED ITEMS. COORDINATE LOCATION WITH OWNER
14. PROVIDE BRACING AS REQUIRED FOR ALL SUSPENDED ITEMS PER MCA HANDOUT A-84
15. CONTRACTOR SHALL BE RESPONSIBLE FOR COORDINATING WORK BETWEEN TRADES TO PROVIDE COMPLETE WORK FOR ALL ASPECTS OF THE PROJECT.
16. DRAWINGS ARE SUPPLIED TO THE OWNER AND OTHERS FOR THEIR USE FOR THIS SPECIFIC PROJECT. ALL COPIES OF THESE DRAWINGS SHALL REMAIN THE PROPERTY OF LUMEN DESIGN LLC AND SHALL NOT BE REUSED OR REPRODUCED WITHOUT PERMISSION OF LUMEN DESIGN LLC.
17. THE ORGANIZATION OF DOCUMENTS ARE NOT INTENDED TO CONTROL THE DIVISION OF WORK. DIVISION OF WORK SHALL BE THE SOLE RESPONSIBILITY OF THE CONTRACTOR
18. DIMENSIONS ARE TO FACE OF FINISH OR GRID LINE UNLESS OTHERWISE NOTED
19. CONTRACTOR SHALL VERIFY DRAWINGS, PLUMBING CLEARANCES, AND POWER AND PLUMBING REQUIREMENTS FOR ALL ITEMS. NOTIFY THE OWNER'S REPRESENTATIVE OF ANY DISCREPANCIES PRIOR TO COMMENCEMENT OF WORK

SYMBOL LEGEND

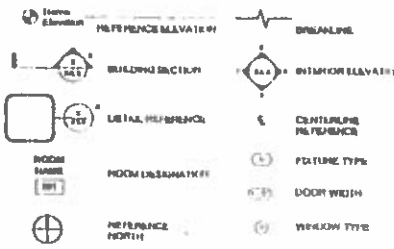

LUMEN design llc

YOU BEAUTY LOUNGE

TUDOR INVESTORS LLC

ANCHORAGE ALASKA

REVISION

INDEX, PARKING & LOCATION MAP, ZONING CODE STUDY, GEN NOTES

G0.1

AMCO Received 11/10/20

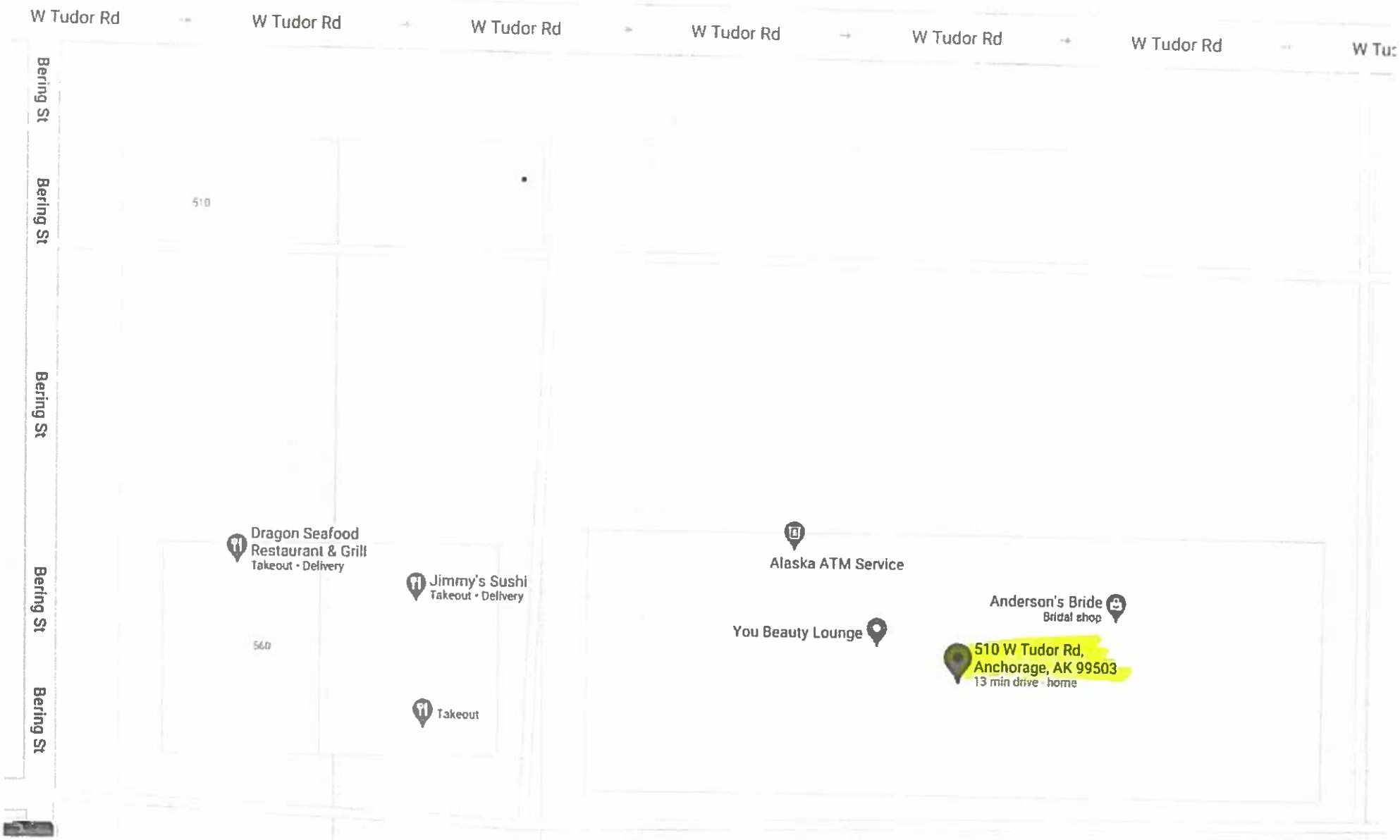
W Tudor Rd
W Tudor Rd
W Tudor Rd
W Tudor Rd
W Tudor Rd
W Tudor Rd
Bering St
Bering St
Bering St
Bering St
Bering St
510
560
Dragon Seafood Restaurant & Grill
Takeout • Delivery
Jimmy's Sushi
Takeout • Delivery
Takeout
Alaska ATM Service
You Beauty Lounge
Anderson's Bride
Bridal shop
510 W Tudor Rd, Anchorage, AK 99503
13 min drive · home

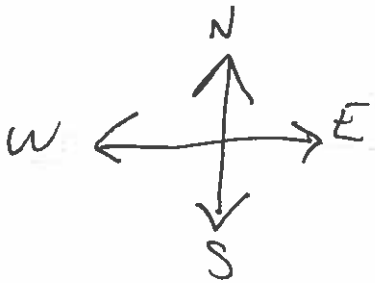
N
W
E
S

Google Maps **Sip Coffee Lounge to Willow Crest Elementary School** Drive 1.1 miles, 4 min

Map data ©2020 200 ft

via W Tudor Rd 4 min

4 min without traffic 1.1 miles

Explore Willow Crest Elementary School

Restaurants Hotels Gas stations Parking Lots More

AMCO Received 11/10/20

Google Maps

510 W Tudor Rd, Anchorage, AK 99503 to The Church of Jesus Christ of Latter-day Saints

Drive 0.2 mile, 1 min

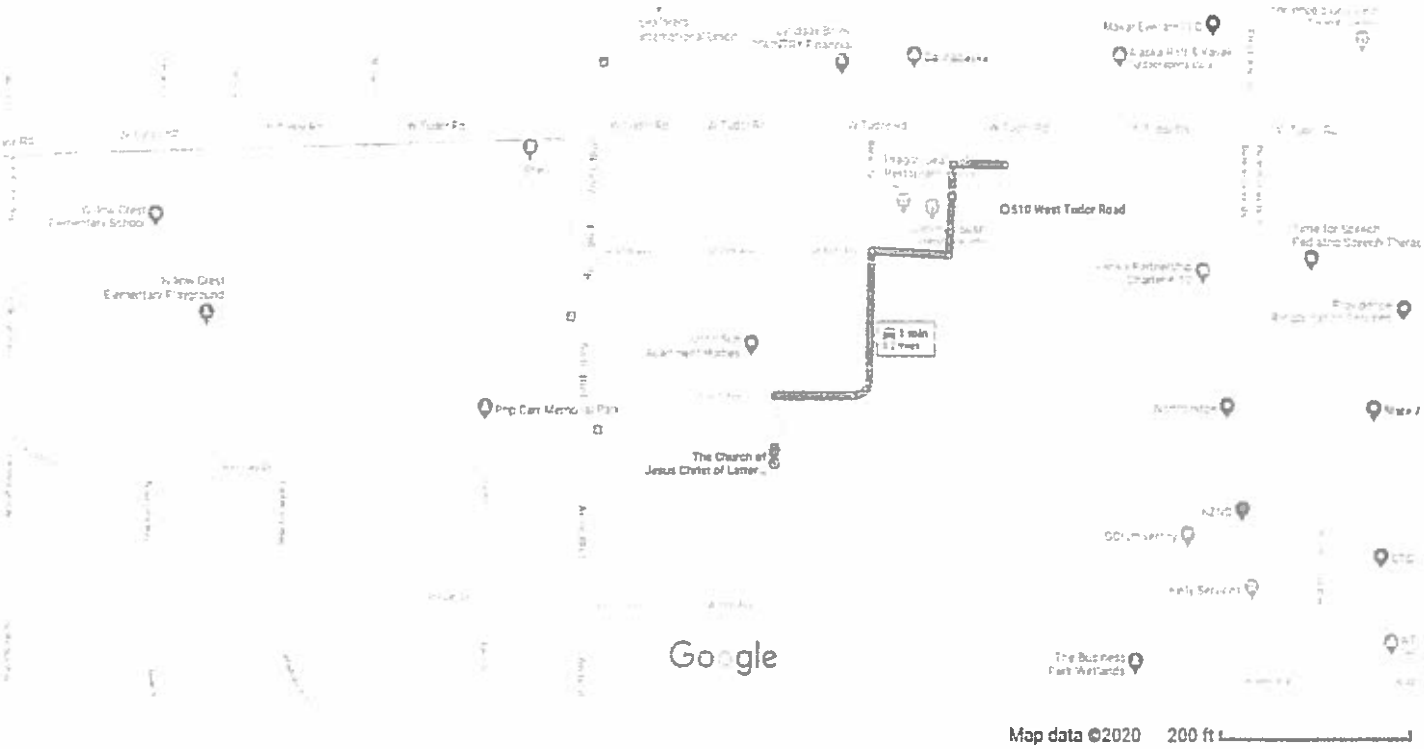

via W 46th Ave — 1 min

1 min without traffic — 0.2 mile

Explore The Church of Jesus Christ of Latter-day Saints

Restaurants Hotels Gas stations Parking Lots More

AMCO Received 11/10/20