Anchorage, AK 99501
marijuana.licensing@alaska.gov
https://www.commerce.alaska.gov/web/amco
Phone: 907.269.0350

Alaska Marijuana Control Board

Cover Sheet for Marijuana Establishment Applications

What is this form?

This cover sheet **must** be completed and submitted any time a document, payment, or other marijuana establishment application item is emailed, mailed, or hand-delivered to AMCO's main office.

Items that are submitted without this page will be returned in the manner in which they were received.

Section 1 – Establishment Information

Enter information for the business seeking to be licensed, as identified on the license application.

Licensee:	DESTINY S NEADE; NICK J NEADE	**License Number:**		10012	
License Type:	Marijuana Product Manufacturing Facility				
Doing Business As:	FROZEN BUDZ				
Physical Address:	3915 Peger Road				
City:	Fairbanks	**State:**	AK	**Zip Code:**	99709
Designated Licensee:	DESTINY S NEADE				
Email Address:	dest1@me.com				

Section 2 – Attached Items

List all documents, payments, and other items that are being submitted along with this page.

Attached Items:	Please replace the previously submitted MJ-05 with this current MJ-05. There are 10 attachments, however, due to file size I will be sending 2 attachments per email with 5 emails in total. Thanks Email 1 - MJ-05 Part 1 of 10 - MJ-05 Part 2 of 10 Email 2 - MJ-05 Part 3 of 10 - MJ-05 Part 4 of 10 Email 3 - MJ-05 Part 5 of 10 - MJ-05 Part 6 of 10 Email 4 - MJ-05 Part 7 of 10 - MJ-05 Part 8 of 10 Email 5 - MJ-05 Part 9 of 10 - MJ-05 Part 10 of 10

OFFICE USE ONLY					
Received Date:		Payment Submitted Y/N:		Transaction #:	

Scanned by CamScanner

Anchorage, AK 99501
marijuana.licensing@alaska.gov
https://www.commerce.alaska.gov/web/amco
Phone: 907.269.0350

Alaska Marijuana Control Board

Operating Plan Supplemental
Form MJ-05: Marijuana Product Manufacturing Facility

What is this form?

This operating plan supplemental form is required for all applicants seeking a marijuana product manufacturing facility license and must accompany the **Marijuana Establishment Operating Plan (Form MJ-01)**, per 3 AAC 306.020(b)(11). Applicants should review **Chapter 306: Article 5** of the **Alaska Administrative Code.** This form will be used to document how an applicant intends to meet the requirements of those regulations. If your business has a formal operating plan, you may include a copy of that operating plan with your application, but all fields of this form must still be completed per 3 AAC 306.020 and 3 AAC 306.520(3).

What additional information is required for product manufacturing facilities?

Applicants must identify how the proposed establishment will comply with applicable regulations regarding the following:

- Prohibitions
- Equipment, compounds, and processes to be used
- Proposed marijuana concentrates and marijuana products
- Proposed product packaging and sample labels
- Waste disposal plan
- Testing

This form must be submitted to AMCO's main office before any marijuana product manufacturing facility license application will be considered complete.

Section 1 – Establishment Information

Enter information for the business seeking to be licensed, as identified on the license application.

Licensee:	Destiny Neade/ Nick Neade	**License Number:**	10012		
License Type:	Marijuana Product Manufacturing Facility				
Doing Business As:	Frozen Budz				
Premises Address:	3915 Peger Road				
City:	Fairbanks	**State:**	ALASKA	**ZIP:**	99709

Part 1 pg 1

Scanned by CamScanner

marijuana.licensing@alaska.gov
https://www.commerce.alaska.gov/web/amco
Phone: 907.269.0350

Alaska Marijuana Control Board

Operating Plan Supplemental

Form MJ-05: Marijuana Product Manufacturing Facility

Section 2 – Prohibitions

Applicants should review 3 AAC 306.510 and be able to answer "Agree" to all items below.

The marijuana product manufacturing facility will not:	Agree	Disagree
Sell, deliver, distribute, or transfer any marijuana, marijuana concentrate, or a marijuana product directly to a consumer, with or without compensation	☒	☐
Allow any person, including a licensee, employee, or agent, to consume marijuana, marijuana concentrate, or a marijuana product on its licenses premises	☒	☐

The marijuana product manufacturing facility will not manufacture or sell any product that:	Agree	Disagree
Is an adulterated food or drink	☒	☐
Closely resembles a familiar food or drink item including candy	☒	☐
Is packaged to look like candy, or in bright colors or with cartoon characters or other pictures or images that would appeal to children	☒	☐

Section 3 – Equipment, Compounds, and Processes to be Used

Review the requirements under 3 AAC 306.555, and identify how the proposed premises will meet the listed requirements.

Describe the equipment and solvents, gases, chemicals, and other compounds the marijuana product manufacturing facility will use to create marijuana concentrates:

Frozen Budz will be exclusively using the Magical Butter Machine which contains a motor and microprocessor with temperature buttons: No Heat, 130 F, 160 F, 190 F, and 220 F; and timer buttons: 1 Hour/Oil, 2 Hours/Butter, 4 Hours/Tincture, 8 Hours, and clean. This machine is constructed of high-quality stainless steel and a proprietary immersion blade: chops, grinds, and stirs ingredients; as well as a digital thermostat to provide maximum control of temperature ensuring consistency in extraction. This machine will be used to make four (4) base concentrates: CannaButter, CannaOil, Cannabis Tincture Oil, and Cannabis Essential Oils. These base concentrates are not for retail sale and will be used to make various edibles for retail sales.

Scanned by CamScanner

marijuana.licensing@alaska.gov
https://www.commerce.alaska.gov/web/amco
Phone: 907.269.0350

Alaska Marijuana Control Board

Operating Plan Supplemental

Form MJ-05: Marijuana Product Manufacturing Facility

Describe the processes to be used to create marijuana concentrates:

Manufacturing Steps	Process:
Step One Decarboxylate Marijuana	Preheat oven to 250°F/120oC. Place marijuana into a covered baking dish. Bake on the center oven rack for 30 minutes. When time is up, remove from the oven, and let it cool completely; to speed up the process, place it in the freezer. Once marijuana is completely cooled, it is ready to run any desired cycle in the MagicalButter machine.
Step Two Create Base Concentrates	**CannaButter:** Cycle time: 2 hours Yield: Approximately 5 cups Ingredients: 7 g marijuana per cup 2-5 cups unsalted butter, softened 1 tablespoon lecithin per cup Extraction Process: Place the ingredients into the MagicalButter machine, and secure the head. Press the Temperature button, and select 160°F; then press the 2 Hours/Butter Button. After the cycle is complete, unplug the unit at the outlet, and remove the head of the appliance. Put on the LoveGloveTM, and pour the pitcher contents slowly through the PurifyFilterTM into a storage container. **Canna Oil:** Cycle time: 1 hour Yield: 5 cups Ingredients: 7 g marijuana per cup/240 ml 5 cups coconut cooking oil 1 tablespoon lecithin per cup Extraction Process: Place the ingredients into the MagicalButter machine, and secure the head. Press the Temperature button, and select 160°F; then press the 1 Hour/Oil button. After the cycle is complete, unplug the unit at the outlet, and remove the head of the appliance. Put on the LoveGloveTM, and pour the pitcher contents slowly through the PurifyFilterTM into a storage container. **Cannabis Tincture:** Cycle time: 4-8 hours Yield: 5 cups Ingredients: 7 g marijuana per cup 5 cups vegetable glycerin Extraction Process: Place the ingredients into the MagicalButter machine, and secure the head. Press the Temperature button, and select 130°F; then press the 4 Hours/Tincture or 8 Hours button (8-hour tincture will have a stronger avor and deeper intensity). After the cycle is complete, unplug the unit at the outlet, and remove the head of the appliance. Put on the LoveGloveTM, and pour the pitcher contents slowly through the PurifyFilterTM into a storage container. Continued on next page...

Scanned by CamScanner

	Essential Oils: Cook time: Approximately 30 minutes per cup Yield: Approximately 1-2 teaspoons per cup Ingredient: 5 cups Cannabis Tincture Extraction Process: Place tincture into a non-stick saucepan. Place the saucepan on low heat, and bring it to a slow boil. Continue simmering for approximately 30 minutes per cup. Remove the essential oil from the heat, and allow it to cool 1 minute before pouring it into a storage container.
Step Three Marijuana Testing and Packaging	A sample from each base concentrate will identified using the METRC tracking system and then sent to a marijuana testing facility in the amount requested from the testing facility and the base concentrates will be stored in a restricted access, locked storage area until testing information is available.
Step Four Marijuana Infusion Process.	Once tested, base concentrates will be used to infuse various edible products. CannaButter, CannaOil, Cannabis Tincture, or Essential Oil will be integrated into each edible recipe based on desired THC per serving needed for the edible. Edibles will then be produced in batches from the tested base concentrates. A sample from each batch will be collected and sent to a marijuana testing facility. The infused batches will be packaged, segregated, and stored in a restricted access, storage room until all testing information is received.
Step Five Labeling	Once all testing information has been received, each individual edible in the batch will have a Frozen Budz label attached reflecting accurate testing information and a METRC tracking label. The edibles will then be moved to the adjoining Frozen Budz retail store.
Step Six Record Keeping	Each base concentrate recipe and edible product recipe will have specific production instructions, tracking manifests from METRC, and THC potency limits kept in electronic and paper form files in the restricted access, secure administrative office as part of required and typical business records.

Scanned by CamScanner

marijuana.licensing@alaska.gov
s://www.commerce.alaska.gov/web/amco
Phone: 907.269.0350

Alaska Marijuana Control Board

Operating Plan Supplemental

Form MJ-05: Marijuana Product Manufacturing Facility

Describe the processes to be used to create marijuana concentrates:

Manufacturing Steps	Process:
Step One Decarboxylate Marijuana	Preheat oven to 250°F/120oC. Place marijuana into a covered baking dish. Bake on the center oven rack for 30 minutes. When time is up, remove from the oven, and let it cool completely; to speed up the process, place it in the freezer. Once marijuana is completely cooled, it is ready to run any desired cycle in the MagicalButter machine.
Step Two Create Base Concentrates	**CannaButter:** Cycle time: 2 hours Yield: Approximately 5 cups Ingredients: 7 g marijuana per cup 2-5 cups unsalted butter, softened 1 tablespoon lecithin per cup Extraction Process: Place the ingredients into the MagicalButter machine, and secure the head. Press the Temperature button, and select 160°F; then press the 2 Hours/Butter Button. After the cycle is complete, unplug the unit at the outlet, and remove the head of the appliance. Put on the LoveGloveTM, and pour the pitcher contents slowly through the PurifyFilterTM into a storage container. **Canna Oil:** Cycle time: 1 hour Yield: 5 cups Ingredients: 7 g marijuana per cup/240 ml 5 cups coconut cooking oil 1 tablespoon lecithin per cup Extraction Process: Place the ingredients into the MagicalButter machine, and secure the head. Press the Temperature button, and select 160°F; then press the 1 Hour/Oil button. After the cycle is complete, unplug the unit at the outlet, and remove the head of the appliance. Put on the LoveGloveTM, and pour the pitcher contents slowly through the PurifyFilterTM into a storage container. **Cannabis Tincture:** Cycle time: 4-8 hours Yield: 5 cups Ingredients: 7 g marijuana per cup 5 cups vegetable glycerin Extraction Process: Place the ingredients into the MagicalButter machine, and secure the head. Press the Temperature button, and select 130°F; then press the 4 Hours/Tincture or 8 Hours button (8-hour tincture will have a stronger avor and deeper intensity). After the cycle is complete, unplug the unit at the outlet, and remove the head of the appliance. Put on the LoveGloveTM, and pour the pitcher contents slowly through the PurifyFilterTM into a storage container. Continued on next page...

Part 1 pg 5

Scanned by CamScanner

	Essential Oils: Cook time: Approximately 30 minutes per cup Yield: Approximately 1-2 teaspoons per cup Ingredient: 5 cups Cannabis Tincture Extraction Process: Place tincture into a non-stick saucepan. Place the saucepan on low heat, and bring it to a slow boil. Continue simmering for approximately 30 minutes per cup. Remove the essential oil from the heat, and allow it to cool 1 minute before pouring it into a storage container.
Step Three Marijuana Testing and Packaging	A sample from each base concentrate will identified using the METRC tracking system and then sent to a marijuana testing facility in the amount requested from the testing facility and the base concentrates will be stored in a restricted access, locked storage area until testing information is available.
Step Four Marijuana Infusion Process.	Once tested, base concentrates will be used to infuse various edible products. CannaButter, CannaOil, Cannabis Tincture, or Essential Oil will be integrated into each edible recipe based on desired THC per serving needed for the edible. Edibles will then be produced in batches from the tested base concentrates. A sample from each batch will be collected and sent to a marijuana testing facility. The infused batches will be packaged, segregated, and stored in a restricted access, storage room until all testing information is received.
Step Five Labeling	Once all testing information has been received, each individual edible in the batch will have a Frozen Budz label attached reflecting accurate testing information and a METRC tracking label. The edibles will then be moved to the adjoining Frozen Budz retail store.
Step Six Record Keeping	Each base concentrate recipe and edible product recipe will have specific production instructions, tracking manifests from METRC, and THC potency limits kept in electronic and paper form files in the restricted access, secure administrative office as part of required and typical business records.

Scanned by CamScanner

MJ-05 Section 4 Product 1

Product Name:	CannaButter
Type:	Infused butter for making edibles
Product Description Details must include the color, shape, and texture.	Color: green Shape: small cubes Texture: creamy, smooth
Ingredients This box is not applicable to marijuana concentrates	3 g marijuana *per cup* 5 cups unsalted butter, softened; clarified 1 tablespoon lecithin *per cup*
Standard Production Procedure and Detailed Manufacturing Process:	1. Place the ingredients into the Magical Butter machine, and secure the head. 2. Press the *Temperature* button, and select 160°F. Then press the *2 Hours/Butter* button. 3. After the cycle is complete, unplug the unit at the outlet, and remove the head of the appliance. Put on the LoveGlove™, and pour the pitcher contents slowly through the Purifier Filter™ into storage container. 4. Refrigerate until use; shelf life of 6 months
Provide a photograph, drawing, or graphic representation of the expected appearance of the final product.	 Product

Scanned by CamScanner

MJ-05 · Section 5 product 1

Product Name:	Cannabutter
Type:	Infused Butter (NOT FOR RETAIL)
Packaging Description: Details must include the color(s), size, packaging materials used, total amount of THC, individual serving sizes (if multiple), and other specifics showing compliance with 3 AAC 306.565. Attached photos, drawings, or graphic representations are preferred.	16 oz Plastic Hinged Lid Edible Containers The container is clear and 5" x 2.63" inches. This product will be used to infuse edibles per ingredients. This product is not for retail. THC will vary depending on the THC content of the marijuana used to infuse the butter. The calculation to determine THC content will be to take the amount of ground marijuana, convert it to milligrams and divide it by the recipe yield to determine a per-serving dose of THC. Example: 3 grams marijuana = 3,000 mg 3000 mg marijuana x.10 THC = 300 mg 300 mg / 60 (recipe yield) = 5mg per serving

Sample Label

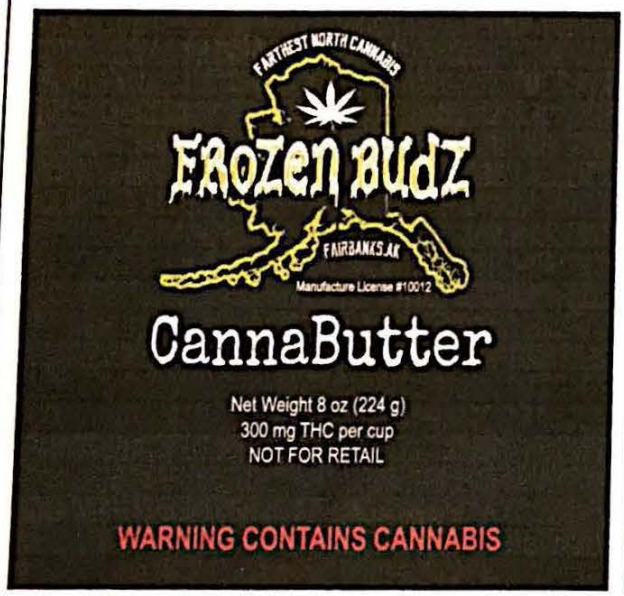

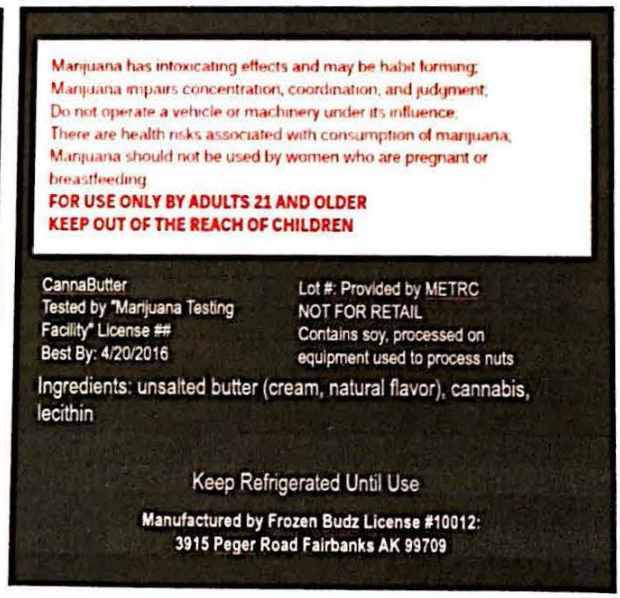

Scanned by CamScanner

MJ-05 Section 4 product 2

Product Name:	Canna-oil
Type:	Infused oil (NOT FOR RETAIL)
Product Description Details must include the color, shape, and texture.	Infused cooking oils light green, smooth, liquid oil.
Ingredients This box is not applicable to marijuana concentrates	• 3 g marijuana *per cup,* decarbed • 5 cups cooking oil (preferably coconut; may use olive, grapeseed, sunflower, almond, walnut, sesame, avocado, macadamia, or peanut oil) • 1 tablespoon lecithin *per cup*
Standard Production Procedure and Detailed Manufacturing Process:	1. Place the ingredients into Magical Butter machine, and secure the head. 2. Press the *Temperature* button, and select 160°F. Then press the *1 Hour/Oil* button. 3. After the cycle is complete, unplug the unit at the outlet, and remove the head of the appliance. Put on LoveGlove™, and pour the pitcher contents slowly through the PurifyFilter™ into a glass storage. 4. Refrigerate until use; shelf life of 6 months
Provide a photograph, drawing, or graphic representation of the expected appearance of the final product.	 Product

part 1 pg 9

Scanned by CamScanner

MJ-05 Section 5 Product 2

Product Name:	**Canna-oil**
Type:	**Edible**
Packaging Description: **Details must include the color(s), size, packaging materials used, total amount of THC, individual serving sizes (if multiple), and other specifics showing compliance with 3 AAC 306.565. Attached photos, drawings, or graphic representations are preferred.**	**18oz Glass Screw Cap Jars Edible Containers** Our 18 ounce glass twist cap jar and made with Grade A pharmaceutical glass. THC will vary depending on the THC content of the marijuana used to infuse the butter. This product will be used to infuse edibles per ingredients. This product is not for retail. THC will vary depending on the THC content of the marijuana used to infuse the butter. The calculation to determine THC content will be to take the amount of ground marijuana, convert it to milligrams and divide it by the recipe yield to determine a per-serving dose of THC. Example: 3 grams marijuana = 3,000 mg 3000 mg marijuana x.10 THC = 300 mg 300 mg / 60 (recipe yield) = 5mg per serving

Sample Label

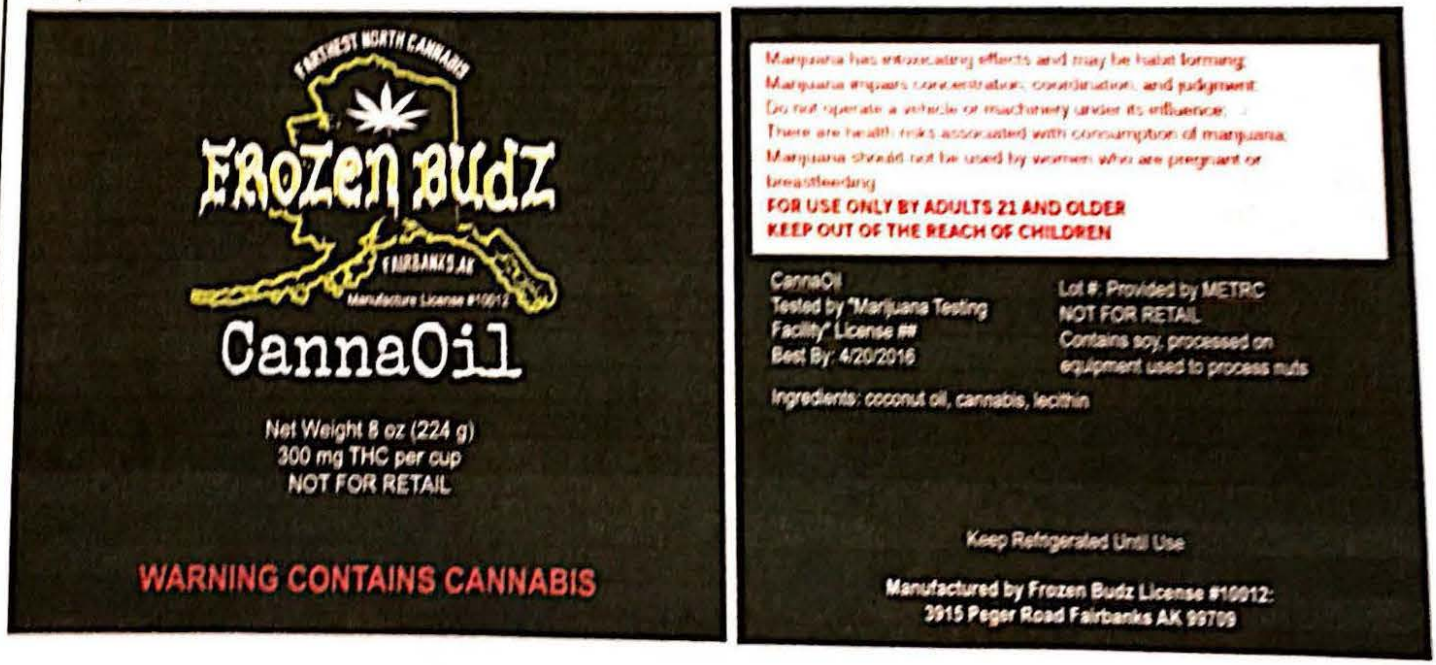

Scanned by CamScanner

MJ-05 Section 4 Product 3

Product Name:	Essential oils
Type:	Infused oil for making edibles (NOT FOR RETAIL)
Product Description Details must include the color, shape, and texture.	Infused cooking oils dark color like maple syrup, smooth, liquid oil.
Ingredients This box is not applicable to marijuana concentrates	• 2½ ounces high-quality marijuana, decarbed • 3⅜ cups vegetable glycerin
Standard Production Procedure and Detailed Manufacturing Process:	1. Place the ingredients into the MagicalButter machine, and secure the head. 2. Press the *Temperature* button, and select 130°F. Then press the *4 Hours/Tincture* or *8 Hours* button. 3. After the cycle is complete, unplug the unit at the outlet, and remove the head of the appliance. Put on the LoveGlove™, and pour the pitcher contents slowly through the PurifyFilter™ into a glass container. 4. Transfer into a non-stick saucepan to reduced to Essential Oil. (Approximately 10 percent or less of the original tincture volume will remain after cooking.) 5. Place the saucepan on an electrical or induction plate on low heat, and bring it to a slow boil. 6. Continue simmering for approximately 30 minutes. Continually stir oil from sides to bottom of the saucepan. When the consistency reaches that of warm maple syrup, the Essential Oil is done. 7. Remove the Essential Oil Concentrate from heat, and allow it to cool 1 minute before pouring it into a glass container. 8. Refrigerate until use; shelf life of 6 months
Provide a photograph, drawing, or graphic representation of the expected appearance of the final product.	 Product

Scanned by CamScanner

MJ-05 section 5 Product 3

Product Name:	Essential Oil
Type:	Concentrate to make edibles
Packaging Description: Details must include the color(s), size, packaging materials used, total amount of THC, individual serving sizes (if multiple), and other specifics showing compliance with 3 AAC 306.565. Attached photos, drawings, or graphic representations are preferred.	18oz Glass Screw Cap Jars Edible Containers Our 18 ounce glass twist cap jar and made with Grade A pharmaceutical glass. THC will vary depending on the THC content of the marijuana used to infuse the butter. This product will be used to infuse edibles per ingredients. This product is not for retail. THC will vary depending on the THC content of the marijuana used to infuse the butter. The calculation to determine THC content will be to take the amount of ground marijuana, convert it to milligrams and divide it by the recipe yield to determine a per-serving dose of THC. Example: 3 grams marijuana = 3,000 mg 3000 mg marijuana x.10 THC = 300 mg 300 mg / 60 (recipe yield) = 5mg per serving

Sample Label

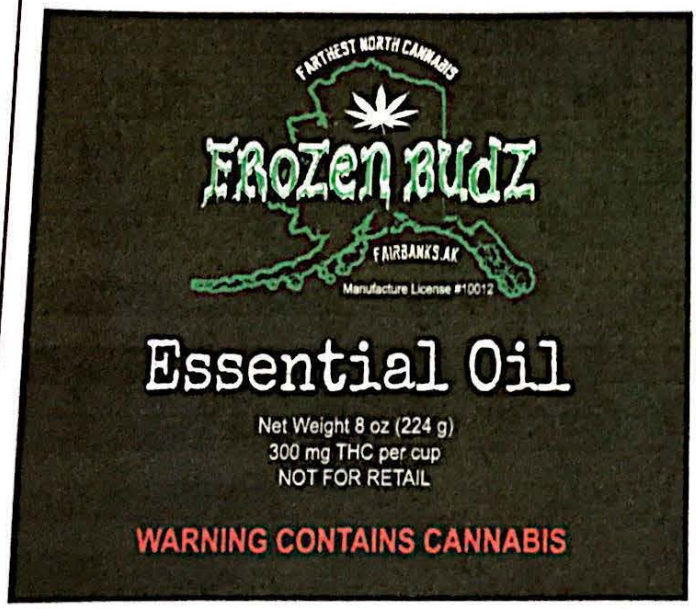

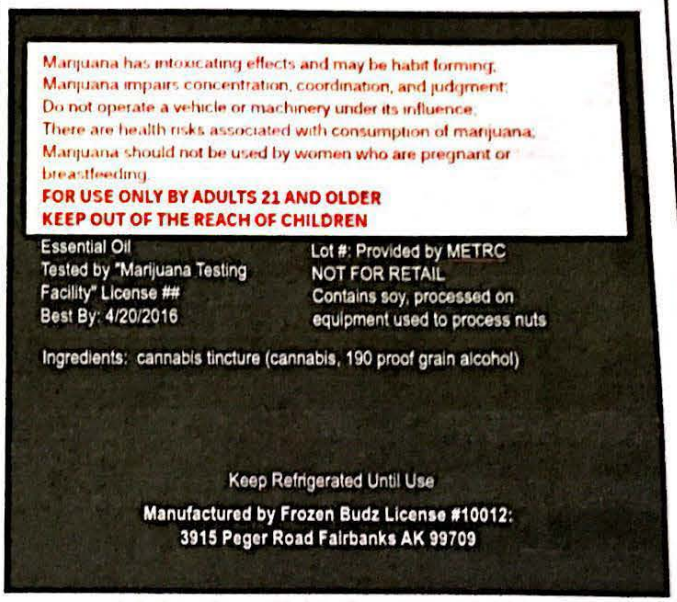

Part 1 pg 12

Scanned by CamScanner

MJ-05 Section 4 Product #4

Product Name:	Cannabis Tincture
Type:	Extraction oil for making edibles
Product Description Details must include the color, shape, and texture.	Light green in color, liquid, watery texture.
Ingredients This box is not applicable to marijuana concentrates	• 3 g marijuana, decarbed, per cup • 5 cups 151 or 190 proof grain alcohol
Standard Production Procedure and Detailed Manufacturing Process:	1. Place the ingredients into the Magical Butter machine, and secure the head. 2. Press the *Temperature* button, and select 130°F. Then press the *4 Hours/Tincture* or *8 Hours* button (8-hour tincture will have a stronger flavor and deeper intensity). 3. After the cycle is complete, unplug the unit at the outlet, and remove the head of the appliance. Put on the LoveGlove™, and pour the pitcher contents slowly through the PurifyFilter™ into a glass container.
Provide a photograph, drawing, or graphic representation of the expected appearance of the final product.	 Product

Part 2 pg1

Scanned by CamScanner

MJ-05 Section 5 Product #4

Product Name:	Cannabis Tincture
Type:	Extraction oil for making edibles
Packaging Description: Details must include the color(s), size, packaging materials used, total amount of THC, individual serving sizes (if multiple), and other specifics showing compliance with 3 AAC 306.565. Attached photos, drawings, or graphic representations are preferred.	18oz Glass Screw Cap Jars Edible Containers Our 18 ounce glass twist cap jar and made with Grade A pharmaceutical glass. THC will vary depending on the THC content of the marijuana used to infuse the butter. This product will be used to infuse edibles per ingredients. This product is not for retail. THC will vary depending on the THC content of the marijuana used to infuse the butter. The calculation to determine THC content will be to take the amount of ground marijuana, convert it to milligrams and divide it by the recipe yield to determine a per-serving dose of THC. Example: 3 grams marijuana = 3,000 mg 3000 mg marijuana x.10 THC = 300 mg 300 mg / 60 (recipe yield) = 5mg per serving

Sample Label



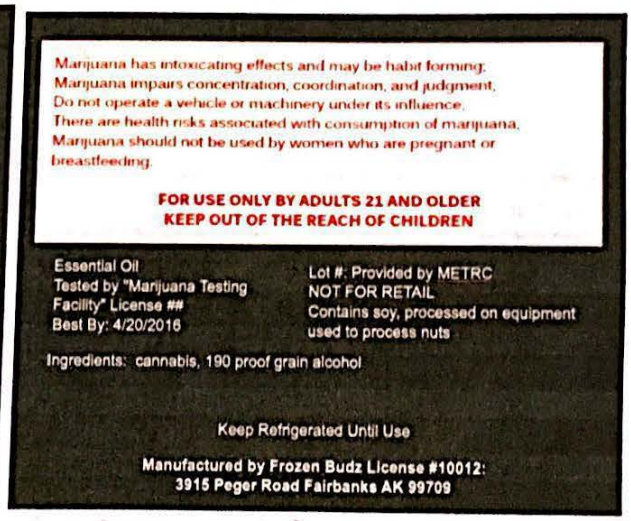

Part 2 page 2

Scanned by CamScanner

MJ-05 Section 4 Product #5

Product Name:	Brownie [redacted] Budz [redacted]
Type:	Edible
Product Description Details must include the color, shape, and texture.	A chocolate brownie is a dark brown, flat, baked square or bar, sliced from a type of dense, rich chocolate cake.
Ingredients This box is not applicable to marijuana concentrates	• 10 tablespoons Canna-Butter • 1½ cups organic cane sugar • ¾ cup 100 percent pure cocoa powder (we use Hershey's) • ½ cup organic all-purpose flour (or gluten free flour) • 1 tablespoon pure vanilla extract • ½ teaspoon pink Himalayan salt • 2 organic eggs, cold
Standard Production Procedure and Detailed Manufacturing Process:	1. Brownies will be produced using the canna-butter once all testing reports have been received. Then a batch will be made following these steps: a. Place oven rack one position up from the bottom, and preheat to 325°F. b. Place all the ingredients except flour into a large mixing bowl, and mix on low speed for 30 seconds; then set the speed to medium, and mix for 3 minutes. c. Reduce the speed to low, and slowly add the flour. d. Once all the flour is added, stop the mixer, and scrape down the sides of the bowl. Then turn the speed back to medium, and mix for 30 seconds. e. Thinly coat a 13x9 inch baking dish with nonstick cooking spray. Add the brownie mixture to the baking dish, and spread it out evenly. f. Bake for 30-35 minutes. g. Cool completely. Cut to serving size 2"x2", add serving size line, and package. 2. A sample from this batch will be sent to a marijuana testing facility with a travel manifesto. This batch will be packaged, labeled with METRC label, and stored in the locked, secure storage room. 3. Once the sample is cleared through the testing facility, labels will be made and placed on the stored brownie batch and then moved to the retail space.
Provide a photograph, drawing, or graphic representation of the expected appearance of the final product.	 Product

Part 2 pg3

Scanned by CamScanner

MJ-05 Section 5 Product #5

Product Name:	Brownie Budz
Type:	Edible
Packaging Description: Details must include the color(s), size, packaging materials used, total amount of THC, individual serving sizes (if multiple), and other specifics showing compliance with 3 AAC 306.565. Attached photos, drawings, or graphic representations are preferred.	Products will be packaged in resealable, child proof Cannaline packaging. Cannaline smell proof bags are food grade and are opaque, black in color and will have Frozen Budz labels. Size: 3 ⅓"x5" Child resistant single use bags are fully approved under the Consumer Product Safety Commission and fulfill the requirements for Poison Prevention Packaging under the current Code of Federal Regulations (C.F.R.) Title 16, Part 1700. Cannaline bags conform to FDA protocols for Food Grade Packaging, and are fully recyclable. Each 2"x2" Brownie will have 2 individual servings size equaling 5mg each totaling 10 mg THC per Brownie. Packaging options: 1 brownie 2 individual servings @ 5mg (total THC per package =10mg) 2 brownies 4 individual servings @ 5mg (total THC per package = 20mg) 4 brownies 8 individual servings @ 5mg (total THC per package = 40mg)

Sample Label



WARNING: Marijuana has intoxicating effects and may be habit forming; Marijuana impairs concentration, coordination, and judgment; Do not operate a vehicle or machinery under its influence; There are health risks associated with consumption of marijuana; Marijuana should not be used by women who are pregnant or breastfeeding.

Directions: Cut the brownie in half at the serving size line for one serving containing 5 mg of THC. Wait approximately 1 hour to feel the full effect of the infused product.

Brownie Budz Tested by "Marijuana Testing Facility" License ###
Best By: 4/20/2016

Lot #: Provided by METRC
Batch #: Provided by METRC
Contains eggs, soy, wheat, processed on equipment used to process nuts

Ingredients: Cannabis Butter (unsalted butter, marijuana, lecithin), pure cane sugar, pure cocoa powder, all-purpose flour (Wheat Flour, Malted Barley Flour, Niacin (a B Vitamin), Iron, Thiamine Mononitrate (Vitamin B1), Riboflavin (Vitamin B2), Folic Acid (a B Vitamin), pure vanilla extract (Vanilla Bean Extractives In Water, Alcohol (35%), And Corn Syrup), Himalayan pink salt, eggs

FOR USE ONLY BY ADULTS 21 AND OLDER
KEEP OUT OF THE REACH OF CHILDREN

Manufactured by Frozen Budz License #10012:
3915 Peger Road Fairbanks AK 99709

Part 2 pg4

Scanned by CamScanner

MJ-05 Section 4 Product #6

Product Name:	Canna-Caramels
Type:	Edible
Product Description Details must include the color, shape, and texture.	Smooth, chewy candy, square, yellowish brown.
Ingredients This box is not applicable to marijuana concentrates	• ½ cup Canna-Butter • 1 cup sugar • ½ cup pumpkin seeds, toasted • ½ cup brown sugar • 4 ounces heavy cream • ¼ cup roasted pumpkin puree • ¼ cup dark corn syrup • ¼ cup pure organic maple syrup • 1 tablespoon pure vanilla extract • 1 teaspoon pumpkin spice • 1 teaspoon lemon juice • ½ teaspoon pink Himalayan salt
Standard Production Procedure and Detailed Manufacturing Process:	1. Caramels will be produced using the canna-butter once all testing reports have been received. Then a batch will be made following these steps: a. In a large, heavy-bottomed saucepan set to medium, heat all ingredients except the vanilla extract and pumpkin spice. Stir mixture for 2 minutes. b. Insert the candy thermometer, and heat the mixture to 250-270°F depending on the desired firmness of the candy (lower heat will render more firmness). c. Once the caramel has reached the desired temperature, add the vanilla, whisk for 5 seconds, and pour it into a glass measuring cup. d. Transfer the caramel into buttered or oiled silicone molds. Chill Pumpkin Canna-Caramels for 1-3 hours in the refrigerator 2. A sample from this batch will be sent to a marijuana testing facility with a travel manifesto. This batch will be packaged, labeled with METRC label, and stored in the locked, secure storage room. 3. Once the sample is cleared through the testing facility, labels will be made and placed on the stored caramel batch and then moved to the retail space.
Provide a photograph, drawing, or graphic representation of the expected appearance of the final product.	 Product

part 2 page 5

Scanned by CamScanner

MJ-05 Section 5 Product #6

Pumpkin Canna-Caramels	Canna-Caramels
Type:	Edible
Packaging Description: Details must include the color(s), size, packaging materials used, total amount of THC, individual serving sizes (if multiple), and other specifics showing compliance with 3 AAC 306.565. Attached photos, drawings, or graphic representations are preferred.	Products will be packaged in resealable, child proof Cannaline packaging. Cannaline smell proof bags are food grade and are opaque, black in color and will have Frozen Budz labels. Size: 4 4/9" x 6 ⅜" Child resistant single use bags are fully approved under the Consumer Product Safety Commission and fulfill the requirements for Poison Prevention Packaging under the current Code of Federal Regulations (C.F.R.) Title 16, Part 1700. Cannaline bags conform to FDA protocols for Food Grade Packaging, and are fully recyclable. Serving Size: 1"x1" 1 caramel THC per serving 5mg Serving Size per Package: 10 Total THC per package = 50mg

Sample Label



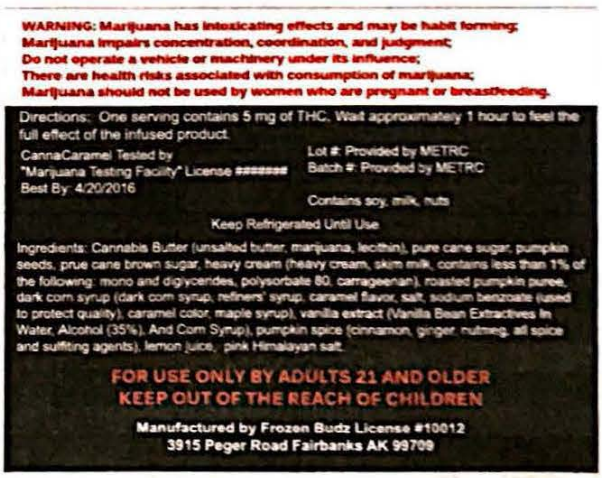

Part 2 pg 6

Scanned by CamScanner

MJ-05 Section 4 Product #7

Product Name:	Stoner S'mores
Type:	Edible
Product Description Details must include the color, shape, and texture.	Smooth, chewy candy, square, yellowish brown.
Ingredients This box is not applicable to marijuana concentrates	• ½ cup Canna-Butter • ½ cup Baking Chocolate • 6 cups miniature marshmallows • 5 cups crushed graham crackers
Standard Production Procedure and Detailed Manufacturing Process:	1. Squares will be produced using the canna-butter once all testing reports have been received. Then a batch will be made following these steps: a. Preheat your oven to 325°F. b. In a large saucepan set to medium, heat ¼ cup of the Canna-Butter and 4 cups of marshmallows. Stir until the mix is completely uniform in consistency. c. Add graham crackers, and stir until the consistency is again smooth and even. d. Apply non-stick cooking spray to a cookie sheet, and evenly spread the graham cracker mix onto the sheet. e. Melt the chocolate in a double boiler, and evenly spread it over the graham cracker mix. f. Mix the rest of the Canna-Butter and marshmallows in a bowl, and evenly spread them on top. g. Bake for 10-15 minutes, or until golden brown. h. Let cool. Cut into squares and then package. 2. A sample from this batch will be sent to a marijuana testing facility with a travel manifesto. This batch will be packaged, labeled with METRC label, and stored in the locked, secure storage room. 3. Once the sample is cleared through the testing facility, labels will be made and placed on the stored squares batch and then moved to the retail space
Provide a photograph, drawing, or graphic representation of the expected appearance of the final product.	 Product Part 2 pg 7

Scanned by CamScanner

MJ-05 Section 5 Product #7

Product Name:	Stoner S'mores
Type:	Edible
Packaging Description: Details must include the color(s), size, packaging materials used, total amount of THC, individual serving sizes (if multiple), and other specifics showing compliance with 3 AAC 306.565. Attached photos, drawings, or graphic representations are preferred.	Products will be packaged in resealable, child proof Cannaline packaging. Cannaline smell proof bags are food grade and are opaque, black in color and will have Frozen Budz labels. Size: 4 4/9" x 6 ⅜" Child resistant single use bags are fully approved under the Consumer Product Safety Commission and fulfill the requirements for Poison Prevention Packaging under the current Code of Federal Regulations (C.F.R.) Title 16, Part 1700. Cannaline bags conform to FDA protocols for Food Grade Packaging, and are fully recyclable. Serving Size: 1.5"x 1.5" 1 square THC per serving 5 mg Serving Size per Package: 10 Total THC per package = 50 mg

Sample Label



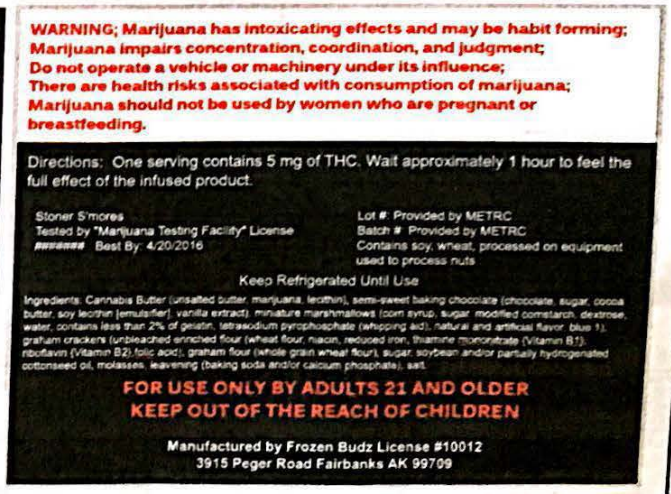

Part 2 pg 8

Scanned by CamScanner

MJ-05 Section 4 Product #8

Product Name:	Herb-Hazelnut Spread
Type:	Edible
Product Description Details must include the color, shape, and texture.	Smooth, creamy, dark brown spread served in 4 oz jars.
Ingredients This box is not applicable to marijuana concentrates	• ½ cup Canna-Butter • ½ cup roasted pistachios • ½ cup roasted almonds • 1 cup roasted hazelnuts • 1 cup powdered sugar • ½ cup dark semi-sweet chocolate • ½ cup ml white chocolate • ⅓ cup Hershey's Special Dark Cocoa Powder • 1 teaspoon pure vanilla extract • 1/8 teaspoon pink Himalayan salt
Standard Production Procedure and Detailed Manufacturing Process:	1. The spread will be produced using the canna-butter once all testing reports have been received. Then a batch will be made following these steps: a. Put nuts into food processor, pulse 15-20 times, then turn on for 3-5 minutes. b. Add the rest of ingredients and let process for another 3-5 minutes. c. Put into a tight-fitting jar; refrigerate. Once cooled completely, transfer to package. 2. A sample from this batch will be sent to a marijuana testing facility with a travel manifesto. This batch will be packaged, labeled with METRC label, and stored in the locked, secure storage room. 3. Once the sample is cleared through the testing facility, labels will be made and placed on the stored squares batch and then moved to the retail space
Provide a photograph, drawing, or graphic representation of the expected appearance of the final product.	 Product

part 2 pg9

Scanned by CamScanner

MJ-05 Section 5 Product #8

Product Name:	Herb-Hazelnut Spread
Type:	Edible
Packaging Description: Details must include the color(s), size, packaging materials used, total amount of THC, individual serving sizes (if multiple), and other specifics showing compliance with 3 AAC 306.565. Attached photos, drawings, or graphic representations are preferred.	Spread will be packaged in a Boston Round Squeeze Bottles that dispense precise amounts. Then placed in: Size: 5.33"x7.58" Child resistant single use bags are fully approved under the Consumer Product Safety Commission and fulfill the requirements for Poison Prevention Packaging under the current Code of Federal Regulations (C.F.R.) Title 16, Part 1700. Cannaline bags conform to FDA protocols for Food Grade Packaging, and are fully recyclable. Individual Serving Size: 1/2 oz 5 mg THC Individual Servings per package = 8 Served in a jar with 4 oz containing 40 mg THC.

Sample Label

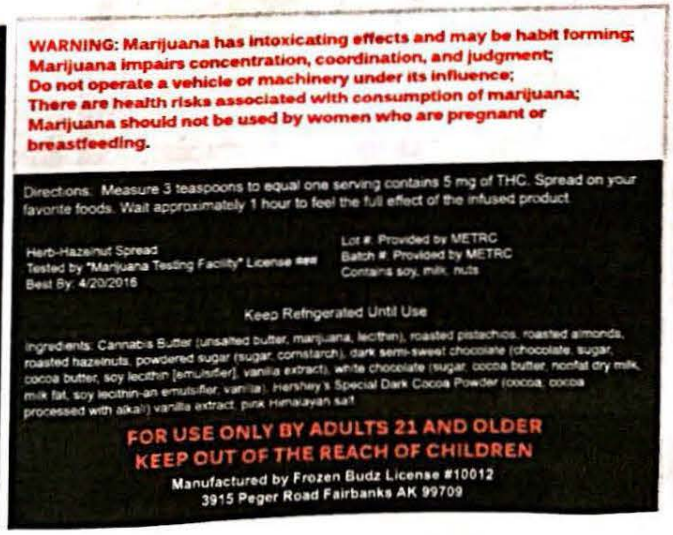

Scanned by CamScanner

MJ-05 Section 4 Product #9

Product Name:	Cannabliss Cupcake
Type:	Edible
Product Description Details must include the color, shape, and texture.	Small, miniature cupcake approximately 2"x2" in size, white in color and fluffy cake texture
Ingredients This box is not applicable to marijuana concentrates	• ¾ cup Canna-Butter, room temperature • 16 ounces cream cheese • 1 cup Graham cracker, crumbled for crust • ½ cup sour cream • ½ cup cane sugar • 1 tablespoon pure vanilla extract • 2 large eggs • Fresh berries
Standard Production Procedure and Detailed Manufacturing Process:	1. The spread will be produced using the canna-butter once all testing reports have been received. Then a batch will be made following these steps: a. Preheat oven to 275°F. b. In a large mixing bowl, add cream cheese, sour cream, vanilla, and ½ cup of canna-butter, and mix completely on medium-high speed. c. Add the eggs, and mix completely on medium-high speed. d. In a separate bowl, add the rest of the butter and the Graham cracker, and mix thoroughly with a spoon. e. Line a pan with cupcake liners. Put 1 tablespoon of Graham cracker mix in the bottom, fill cups halfway with cream cheese, and add some berries. f. Fill cups just to the top with cream cheese mix, top with some more berries, and bake for 22 minutes. g. Refrigerate cupcakes and cool completely, add serving size line and then package. 2. A sample from this batch will be sent to a marijuana testing facility with a travel manifesto. This batch will be packaged, labeled with METRC label, and stored in the locked, secure storage room. 3. Once the sample is cleared through the testing facility, labels will be made and placed on the stored squares batch and then moved to the retail space.
Provide a photograph, drawing, or graphic representation of the expected appearance of the final product.	 Product

Scanned by CamScanner

MJ-05 section 5 Product #9

Product Name:	Cannabliss Cupcake
Type:	Edible
Packaging Description: Details must include the color(s), size, packaging materials used, total amount of THC, individual serving sizes (if multiple), and other specifics showing compliance with 3 AAC 306.565. Attached photos, drawings, or graphic representations are preferred.	Products will be packaged in resealable, child proof Cannaline packaging. Cannaline smell proof bags are food grade and are opaque, black in color and will have Frozen Budz labels. Size: 3 ⅓"x5" Child resistant single use bags are fully approved under the Consumer Product Safety Commission and fulfill the requirements for Poison Prevention Packaging under the current Code of Federal Regulations (C.F.R.) Title 16, Part 1700. Cannaline bags conform to FDA protocols for Food Grade Packaging, and are fully recyclable. Each 2"x2" cupcake will have 2 individual servings size equaling 5mg each. Packaging options: 1 cupcake = 2 individual servings @ 5mg (total THC per package =10mg) 2 cupcakes = 4 individual servings @ 5mg (total THC per package = 20mg) 4 cupcakes = 8 individual servings @ 5mg (total THC per package = 40mg)

Sample Label

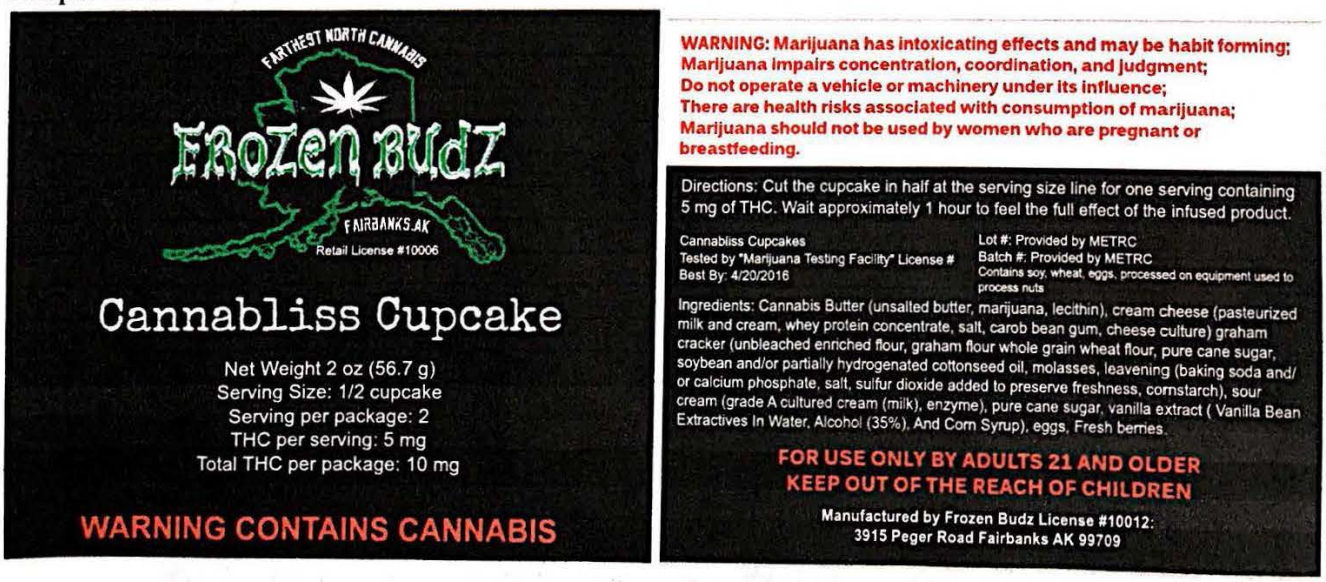

Part 3 pg 2

Scanned by CamScanner

MJ-05 Section 4 Product #10

Product Name:	Rainbow Canna Crisps
Type:	Edible
Product Description Details must include the color, shape, and texture.	Small, square 2"x2" in size, rainbow colors and crunchy texture.
Ingredients This box is not applicable to marijuana concentrates	• 5 tablespoons Canna-Butter • 5 cups fruit-flavored crisped-rice cereal • 10 ounces fruit-flavored marshmallows
Standard Production Procedure and Detailed Manufacturing Process:	- The treats will be produced using the canna-butter once all testing reports have been received. Then a batch will be made following these steps: a. In a large saucepan on medium-low heat, melt the Canna-Butter. b. Add the marshmallows, and stir to coat them with the melted butter. c. Once the marshmallows begin to melt, stir constantly until the butter and marshmallows are completely mixed. d. Pour the cereal into the pan, and stir to combine. e. Line an 13x9 inch pan with parchment paper; then pour the mixture into the pan, and spread evenly. a. Let Rainbow Canna-Crispy Treats sit for least 1 hour; cut them into 2 x 2 inch squares, add serving size line, and package. - A sample from this batch will be sent to a marijuana testing facility with a travel manifesto. This batch will be packaged, labeled with METRC label, and stored in the locked, secure storage room. - Once the sample is cleared through the testing facility, labels will be made and placed on the stored treats batch and then moved to the retail space.
Provide a photograph, drawing, or graphic representation of the expected appearance of the final product.	 Product

Part 3 pg3

Scanned by CamScanner

MJ-05
Section 5 Product #10

Product Name:	Rainbow Canna-Crisps
Type:	Edible
Packaging Description: Details must include the color(s), size, packaging materials used, total amount of THC, individual serving sizes (if multiple), and other specifics showing compliance with 3 AAC 306.565. Attached photos, drawings, or graphic representations are preferred.	Products will be packaged in resealable, child proof Cannaline packaging Cannaline smell proof bags are food grade and are opaque, black in color and will have Frozen Budz labels. Size: 3 ⅓"x5" Child resistant single use bags are fully approved under the Consumer Product Safety Commission and fulfill the requirements for Poison Prevention Packaging under the current Code of Federal Regulations (C.F.R.) Title 16, Part 1700. Cannaline bags conform to FDA protocols for Food Grade Packaging, and are fully recyclable. Each 2"x2" crisps will have 2 individual servings size equaling 5mg each. Packaging options: 1 crisps = 2 individual servings @ 5mg (total THC per package =10mg) 2 crisps = 4 individual servings @ 5mg (total THC per package = 20mg) 4 crisps = 8 individual servings @ 5mg (total THC per package = 40mg)

Sample Label



WARNING: Marijuana has intoxicating effects and may be habit forming; Marijuana impairs concentration, coordination, and judgment; Do not operate a vehicle or machinery under its influence; There are health risks associated with consumption of marijuana; Marijuana should not be used by women who are pregnant or breastfeeding.

Directions: Cut the crisps in half at the serving size line for one serving containing 5 mg of THC. Wait approximately 1 hour to feel the full effect of the infused product.

Rainbow CannaCrisps
Tested by "Marijuana Testing Facility"
License ###
Best By: 4/20/2016

Lot #: Provided by METRC
Batch #: Provided by METRC
Contains soy, processed on equipment used to process nuts

Ingredients: Cannabis Butter (unsalted butter, marijuana, lecithin), fruit-flavored crisped-rice cereal (rice, sugar, hydrogenated vegetable oil (coconut and palm kernel oils), salt, contains less than 0.5% of natural and artificial flavor, red 40, yellow 6, turmeric oleoresin (color), blue 1, yellow 5, blue 2, BHA (to help protect flavor), vitamins and minerals: sodium ascorbate (source of Vitamin C), ascorbic acid (vitamin C), niacinamide, reduced iron, zinc oxide (source of zinc), Vitamin B6, Vitamin A Palmitate, riboflavin (Vitamin B2), thiamin mononitrate (Vitamin B1), folic acid, Vitamin B12, Vitamin D), fruit-flavored marshmallows (Corn Syrup, Sugar, Modified Cornstarch, Dextrose, Water, Gelatin, Contains Less Than 2% of Tetrasodium Pyrophosphate (Whipping Aid), Natural And Artificial Flavor, Yellow 5, Yellow 6, Red 40, Blue 1).

FOR USE ONLY BY ADULTS 21 AND OLDER
KEEP OUT OF THE REACH OF CHILDREN

Manufactured by Frozen Budz License #10012:
3915 Peger Road Fairbanks AK 99709

Scanned by CamScanner

MJ-05 Section 4 Product #11

Product Name:	Canna-Crisps
Type:	Edible
Product Description Details must include the color, shape, and texture.	Small, square 2"x2" in size, whitish/tan color and crunchy texture.
Ingredients This box is not applicable to marijuana concentrates	• 5 tablespoons Canna-Butter • 5 cups crisped-rice cereal • 10 ounces marshmallows
Standard Production Procedure and Detailed Manufacturing Process:	1. The treats will be produced using the canna-butter once all testing reports have been received. Then a batch will be made following these steps: a. In a large saucepan on medium-low heat, melt the Canna-Butter. b. Add the marshmallows, and stir to coat them with the melted butter. c. Once the marshmallows begin to melt, stir constantly until the butter and marshmallows are completely mixed. d. Pour the cereal into the pan, and stir to combine. e. Line a 13x9 inch pan with parchment paper; then pour the mixture into the pan, and spread evenly. f. Let Canna-Crispy Treats sit for least 1 hour; cut them into 2 x 2 inch squares, add serving size line, and package. 2. A sample from this batch will be sent to a marijuana testing facility with a travel manifesto. This batch will be packaged, labeled with METRC label, and stored in the locked, secure storage room. 3. Once the sample is cleared through the testing facility, labels will be made and placed on the stored treats batch and then moved to the retail space.
Provide a photograph, drawing, or graphic representation of the expected appearance of the final product.	 Product

Scanned by CamScanner

MJ-05 Section 5 Product #11

Product Name:	Canna -Crisps
Type:	Edible
Packaging Description: Details must include the color(s), size, packaging materials used, total amount of THC, individual serving sizes (if multiple), and other specifics showing compliance with 3 AAC 306.565. Attached photos, drawings, or graphic representations are preferred.	Products will be packaged in resealable, child proof Cannaline packaging. Cannaline smell proof bags are food grade and are opaque, black in color and will have Frozen Budz labels. Size: 3 ⅓"x5" Child resistant single use bags are fully approved under the Consumer Product Safety Commission and fulfill the requirements for Poison Prevention Packaging under the current Code of Federal Regulations (C.F.R.) Title 16, Part 1700. Cannaline bags conform to FDA protocols for Food Grade Packaging, and are fully recyclable. Each 2"x2" crisps will have 2 individual servings size equaling 5mg each. Packaging options: 1 crisps = 2 individual servings @ 5mg (total THC per package =10mg) 2 crisps = 4 individual servings @ 5mg (total THC per package = 20mg) 4 crisps = 8 individual servings @ 5mg (total THC per package = 40mg)

Sample Label



WARNING: Marijuana has intoxicating effects and may be habit forming; Marijuana impairs concentration, coordination, and judgment; Do not operate a vehicle or machinery under its influence; There are health risks associated with consumption of marijuana; Marijuana should not be used by women who are pregnant or breastfeeding.

Directions: Cut the crisps in half at the serving size line for one serving containing 5 mg of THC. Wait approximately 1 hour to feel the full effect of the infused product.

Canna-Crisps
Tested by "Marijuana Testing Facility" License ##
Best By: 4/20/2016

Lot #: Provided by METRC
Batch #: Provided by METRC
Contains soy, processed on equipment used to process nuts

Ingredients: Cannabis Butter (unsalted butter, marijuana, lecithin), crisped-rice cereal (Rice, Sugar, Contains 2% Or Less of: Malt Extract, Salt, Vitamin C (Sodium Ascorbate), Iron (Ferric Orthophosphate), Vitamin A (Palmitate), Niacinamide, Preservative (Tocopherols), Zinc (Zinc Oxide), Vitamin B1 (Thiamin Mononitrate), Vitamin B6 (Pyridoxine Hydrochloride), Vitamin D (Cholecalciferol), Vitamin B2 (Riboflavin), Folic Acid, Vitamin B12 (Cyanocobalamin), BHT Added to Packaging to Help Preserve Freshness), marshmallows (Corn Syrup, Sugar, Dextrose, Modified Cornstarch, Water, Contains Less Than 2% of Gelatin, Tetrasodium Pyrophosphate (Whipping Aid), Natural And Artificial Flavor, Blue 1).

FOR USE ONLY BY ADULTS 21 AND OLDER
KEEP OUT OF THE REACH OF CHILDREN

Manufactured by Frozen Budz License #10012:
3915 Peger Road Fairbanks AK 99709

Scanned by CamScanner

MJ-05 Section 4 Product #12

Product Name:	Kush Key Lime Cupcakes
Type:	Edible
Product Description Details must include the color, shape, and texture.	Small, 2"x2" in size, greenish color and fluffy, cake texture.
Ingredients This box is not applicable to marijuana concentrates	• 3 cups flour • 2½ cups sugar, partitioned into 2 cups and ½ cup • 1 cup Canna-Butter, room-temperature • ¾ cup buttermilk, room-temperature • ⅓ cup grated key lime zest (6-8 large limes) • ¼ cup freshly squeezed key lime juice • 4 extra-large eggs, room-temperature • 2 Kaffir Lime leaves, finely chopped • 1 teaspoon kosher salt • 1 teaspoon pure vanilla extract • ½ teaspoon baking powder • ½ teaspoon baking soda
Standard Production Procedure and Detailed Manufacturing Process:	1. The treats will be produced using the canna-butter once all testing reports have been received. Then a batch will be made following these steps: a. Preheat oven to 350°F. b. Grease and flour cupcake or mini-cupcake pans. c. In the bowl of an electric mixer fitted with a paddle attachment, whip the butter and 2 cups of granulated sugar at medium speed until light and fluffy, about 3-5 minutes. d. Add the eggs, one at a time, and the key lime zest. e. In a medium-sized bowl, sift together the flour, baking powder, baking soda, and salt. f. In a separate bowl, combine ¼ cup of key lime juice, the buttermilk, and the vanilla. g. Add the flour and buttermilk mixtures alternately to the batter, beginning and ending with the flour mixture. h. Transfer the batter into cupcake pans, and bake for 25-30 minutes or until a test toothpick comes out clean from the middle of the cake. i. Remove from the oven, let them cool completely and package. 2. A sample from this batch will be sent to a marijuana testing facility with a travel manifesto. This batch will be packaged, labeled with METRC label, and stored in the locked, secure storage room. 3. Once the sample is cleared through the testing facility, labels will be made and placed on the stored treats batch and then moved to the retail space.
Provide a photograph, drawing, or graphic representation of the expected appearance of the final product.	 Product

Part 3 pg 7

Scanned by CamScanner

MJ-05 Section 5 Product #12

Product Name:	Kush Key Lime Cupcakes
Type:	Edible
Packaging Description: Details must include the color(s), size, packaging materials used, total amount of THC, individual serving sizes (if multiple), and other specifics showing compliance with 3 AAC 306.565. Attached photos, drawings, or graphic representations are preferred.	Products will be packaged in resealable, child proof Cannaline packaging Cannaline smell proof bags are food grade and are opaque, black in color and will have Frozen Budz labels. Size: 3 ⅓"x5" Child resistant single use bags are fully approved under the Consumer Product Safety Commission and fulfill the requirements for Poison Prevention Packaging under the current Code of Federal Regulations (C.F.R.) Title 16, Part 1700. Cannaline bags conform to FDA protocols for Food Grade Packaging, and are fully recyclable. Each 2"x2" cupcake will have 2 individual servings size equaling 5mg each. Packaging options: 1 cupcake = 2 individual servings @ 5mg (total THC per package =10mg) 2 cupcakes = 4 individual servings @ 5mg (total THC per package = 20mg) 4 cupcakes = 8 individual servings @ 5mg (total THC per package = 40mg)

Sample Label



WARNING: Marijuana has intoxicating effects and may be habit forming;
Marijuana impairs concentration, coordination, and judgment;
Do not operate a vehicle or machinery under its influence;
There are health risks associated with consumption of marijuana;
Marijuana should not be used by women who are pregnant or breastfeeding.

Directions: Cut the cupcake in half at the serving size line for one serving containing 5 mg of THC. Wait approximately 1 hour to feel the full effect of the infused product.

Kush Key Lime Cupcake
Tested by "Marijuana Testing Facility" License ##
Best By: 4/20/2016

Lot #: Provided by METRC
Batch #: Provided by METRC
Contains soy, wheat, eggs, processed on equipment used to process nuts

Ingredients: Cannabis Butter (unsalted butter, marijuana, lecithin), flour (Wheat Flour, Malted Barley Flour, Niacin (A B Vitamin), Iron, Thiamin, Mononitrate (Vitamin B1), Riboflavin (Vitamin B2), Folic Acid (A B Vitamin), pure cane sugar, buttermilk (Cultured Whole Milk, Stabilizer (Modified Food Starch, Sodium Phosphate, Guar Gum, Carrageenan and Locust Bean Gum), Salt), limes), eggs, Lime leaves, kosher salt, pure vanilla extract, baking powder (Monocalcium Phosphate, Bicarbonate of Soda, Cornstarch (from Non-genetically Modified Corn), baking soda (Sodium Bicarbonate).

FOR USE ONLY BY ADULTS 21 AND OLDER
KEEP OUT OF THE REACH OF CHILDREN

Manufactured by Frozen Budz License #10012:
3915 Peger Road Fairbanks AK 99709

Part 3 page 8

Scanned by CamScanner

MJ-05 Section 4 Product #13

Product Name:	Wake and Bake Muffin
Type:	Edible
Product Description Details must include the color, shape, and texture.	Approximately 3"x 3" dome shaped muffin, light brown with dark purple fresh blueberries, fluffy cake like texture.
Ingredients This box is not applicable to marijuana concentrates	• 2 cups milk • 2 tablespoon baking powder • 1/2 cup melted cannabis butter • 4 cups flour • 2 teaspoons vanilla • 4 eggs • 1 1/3 cup white sugar • 1 tsp. salt
Standard Production Procedure and Detailed Manufacturing Process:	1. The treats will be produced using the canna-butter once all testing reports have been received. Then a batch will be made following these steps: a. Preheat oven to 400 degrees Spray two 12-muffin pans with cooking spray. b. In a large bowl, whisk together the baking powder, salt, and flour. c. Separately, whisk together the sugar, melted cannabis butter, milk, vanilla, and eggs and then add in the flour mixture until the substance is slightly moist. It should be slightly lumpy, not completely smooth. Add in the blueberries. d. Divide up the mix in the two muffin pans, using ¼ cup batter per cupcake, and place in preheated oven. e. Cook for 12-15 minutes. Cool and package. 2. A sample from this batch will be sent to a marijuana testing facility with a travel manifesto. This batch will be packaged, labeled with METRC label, and stored in the locked, secure storage room. 3. Once the sample is cleared through the testing facility, labels will be made and placed on the stored treats batch and then moved to the retail space.
Provide a photograph, drawing, or graphic representation of the expected appearance of the final product.	 Product

part 3 pg 9

Scanned by CamScanner

MJ- 05 Section 5 Product #13

Product Name:	**Wake and Bake Muffin**
Type:	**Edible**
Packaging Description: Details must include the color(s), size, packaging materials used, total amount of THC, individual serving sizes (if multiple), and other specifics showing compliance with 3 AAC 306.565. Attached photos, drawings, or graphic representations are preferred.	Products will be packaged in resealable, child proof Cannaline packaging. Cannaline smell proof bags are food grade and are opaque, black in color and will have Frozen Budz labels. Size: 3 ⅓"x5" Child resistant single use bags are fully approved under the Consumer Product Safety Commission and fulfill the requirements for Poison Prevention Packaging under the current Code of Federal Regulations (C.F.R.) Title 16, Part 1700. Cannaline bags conform to FDA protocols for Food Grade Packaging, and are fully recyclable. Each 3"x3" muffins will have 2 individual servings size equaling 5mg each. Packaging options: 1 muffin = 2 individual servings @ 5mg (total THC per package =10mg) 2 muffin = 4 individual servings @ 5mg (total THC per package = 20mg) 4 muffin = 8 individual servings @ 5mg (total THC per package = 40mg)

Sample Label



Scanned by CamScanner