Alcohol and Marijuana Control Office
550 W 7th Avenue, Suite 1600
Anchorage, AK 99501
marijuana.licensing@alaska.gov
https://www.commerce.alaska.gov/web/amco
Phone: 907.269.0350

Alaska Marijuana Control Board

# Operating Plan Supplemental

# Form MJ-04: Marijuana Cultivation Facility

**What is this form?**

This operating plan supplemental form is required for all applicants seeking a marijuana cultivation facility license and must accompany **Form MJ-01: Marijuana Establishment Operating Plan**, per 3 AAC 306.020(b)(11). Applicants should review **Chapter 306: Article 4** of the **Alaska Administrative Code.** This form will be used to document how an applicant intends to meet the requirements of the statutes and regulations.

If your business has a formal operating plan, you may include a copy of that operating plan with your application, but all fields of this form must still be completed per 3 AAC 306.020 and 3 AAC 306.420(2).

**What additional information is required for cultivation facilities?**

Applicants must identify how the proposed establishment will comply with applicable regulations regarding the following:

- Prohibitions
- Cultivation plan
- Waste disposal
- Odor control
- Testing procedure and protocols
- Packaging and labeling

**This form must be completed and submitted to AMCO's main office before any new or transfer application for a standard marijuana cultivation facility or limited marijuana cultivation facility license will be considered complete.**

## Section 1 – Establishment Information

Enter information for the business seeking to be licensed, as identified on the license application.

| | | | | | |
|---|---|---|---|---|---|
| **Licensee:** | Great Northern Cultivation, Inc. | **MJ License #:** | | 10747 | |
| **License Type:** | Standard Marijuana Cultivation Facility | | | | |
| **Doing Business As:** | Great Northern Cultivation | | | | |
| **Premises Address:** | 2341 Cinnabar Loop | | | | |
| **City:** | Anchorage | **State:** | Alaska | **ZIP:** | 99507 |

RECEIVED
JUN 21 2018
ALCOHOL MARIJUANA CONTROL OFFICE
STATE OF ALASKA

# Form MJ-04: Marijuana Cultivation Facility Operating Plan Supplemental

## Section 2 – Overview of Operations

**2.1. Provide an overview of your proposed facility's operations. Include information regarding the flow of marijuana from seed or clone to harvest and transfer from your premises:**

Marijuana plants begin the life cycle as either seedlings or clones. They spend the first few weeks of their life in the nursery (also known as Mother/Clone room). When the plants have sufficient root mass and before they reach 8 inches in height, they are transplanted to a larger pot, equipped with Metrc tags, moved into the vegetation room, and their status updated in Metrc. The plants then spend the next few weeks in the vegetation room where they grow and increase in mass. The final phase of the life cycle is spent in the flowering room. When the plants are moved, their status is updated in Metrc. The plants typically spend 8 to 9 weeks in the flower room before being harvested. In the harvest, the plants are measured for wet weight, the buds are removed from the stalks, and they are hung in the dry room. Harvest batch and weight information is entered in Metrc. After spending 10-14 days in the dry room, the buds are machine and hand trimmed. Random samples are also collected from each harvest batch for testing in a third-party laboratory. Once passing test results are received, the buds are weighed and packaged in accordance to 3 AAC 306. Manifests are created in Metrc, and the marijuana is then transported to a retail or manufacturing facility in compliance with the regulations (3 AAC 306). Any marijuana waste is weighed, segregated, entered into Metrc, and held in quarantine for three days prior to being rendered useless and disposed of as waste.

## Section 3 – Prohibitions

Review the requirements under 3 AAC 306.405 and 3 AAC 306.410.

**3.1. I certify that the marijuana cultivation facility will not:** Initials

a. **sell, distribute, or transfer any marijuana or marijuana product to a consumer, with or without compensation;** SB

b. **allow any person, including a licensee, employee, or agent, to consume marijuana or marijuana product on the licensed premises or within 20 feet of the exterior of any building or outdoor cultivation facility; or** SB

c. **treat or otherwise adulterate marijuana with any organic or nonorganic chemical or compound to alter the color, appearance, weight, or odor of the marijuana.** SB

## Section 4 – Cultivation Plan

Review the requirements under 3 AAC 306.420 and 3 AAC 306.430.

**4.1. Describe the size of the space(s) the marijuana cultivation facility intends to be under cultivation, including dimensions and overall square footage. Provide your calculations below:**

Cultivation space within the facility will include a vegetation room devoted to germination and vegetative growth of marijuana plants, two (2) flowering rooms for late stage and flowering growth of the plants, and a room for mother plants and cloning. Marijuana will also be placed in the drying room, the trimming/packaging room, and the storage room where it will be stored until ready for transport to licensed marijuana establishments. Cultivation and supplemental floor space includes the following:

Vegetation Room: 589 square feet under cultivation; Room #1: 31' x 19'

Flowering Rooms: 2,500 square feet under cultivation; Room #1: 1,250 sq. ft., 50' x 25'; Room #2: 1,250 sq. ft., 50' x 25'

Mother/Clone Room: 171 square feet under cultivation; Room #1: 19' x 9'

Trim/Dry Room: 122 square feet total area, 13.7' x 8.9'

Storage Room: 50 square feet total area, 9' x 5.5'

Trimming/Packaging Room: 416 square feet total area, 26' x 16'

RECEIVED
JUN 2 1 2018
ALCOHOL MARIJUANA CONTROL OFFICE
STATE OF ALASKA

Alaska Marijuana Control Board

# Form MJ-04: Marijuana Cultivation Facility Operating Plan Supplemental

You must be able to certify the statement below. Read the following and then sign your initials in the box to the right: Initials

**4.2. The proposed area(s) for cultivation are clearly identified on the Form MJ-02: Premises Diagram that is submitted with this application.** SB

Answer "Yes" or "No" to the following question: Yes No

**4.3. Will the marijuana cultivation facility include outdoor production?** ☐ ☑

**If "Yes", describe the outdoor structure(s) or the expanse of open or clear ground and how it is fully-enclosed by a physical barrier:**

**4.4. Describe the method(s) used to ensure that any marijuana at the marijuana cultivation facility, whether indoors or outdoors, cannot be observed by the public from outside the facility:**

The cultivation facility does not have any exterior windows, which ensures that the public cannot observe marijuana or any activity from outside the facility. Exterior doors also do not open directly into cultivation rooms; and therefore, an individual will not observe marijuana from outside the facility even when employees are entering and exiting the facility. In fact, the only public point of entry is through an exterior door that leads to the visitor control room, where no marijuana is present. Marijuana leaving the facility will be enclosed in opaque shipping containers and only loaded into transportation vehicles in the secure, fenced loading yard. All deliveries will be transferred into the receiving facility within the shipping container to ensure no marijuana is visible to the public during transfer.

**4.5. Describe the marijuana cultivation facility's growing medium(s) to be used:**

Great Northern Cannabis will utilize a combination of soil and hydroponic growing mediums to produce the best quality and yields based on the different strains being produced at the cultivation facility. Hydroponic systems include the placement of the plant's roots directly into a water-nutrient solution the composition of which can be tightly controlled. Soil systems include placement of the plant into a natural or artificial soil similarly to what is done in traditional gardening. It will be the responsibility of the cultivation manager to determine which medium to use based on each plant strain, and each cultivation room may include one or both.

**4.6. Describe the marijuana cultivation facility's fertilizers, chemicals, gases, and delivery systems, including carbon dioxide management, to be used:**

Fertilizers including nutrient solutions will be used throughout the cultivation process until the final weeks of plant growth after which time the plants will receive only water to flush fertilizers from the plants to ensure that no residual fertilizers are present at harvesting time. Fertilizers/nutrients will be mixed directly into hydroponic systems; however, they will be manually mixed and hand-fed to soil-based plants. Fertilizers/nutrients will be applied on a schedule that is deemed appropriate by the cultivation manager. Fertilizers used may include Nitrogen, Phosphate, Magnesium, Soluble Potash, Calcium, Boron, Cobalt, Copper, Iron, Manganese, Molybdenium, Sulfur, Humic Acid, Sugarcane, Molasses, Silicone Dioxide, Potassium Sulfate, Potassium Carbonate, Potassium Phosphate, Thiamine Mononitrate, Glucose, Xylose, Soluble Salts, Chloride, Fluoride, Zinc, Aluminium, Nitrate, Ammonium, Potassium, Magnesium Carbonate, Bloodmeal, Coffee Grounds, Corn Stalks, Cottonseed Meal, Fish Scrap, Bone Meal, Compost Tea, etc. Various beneficial bacteria may also be delivered in the same manner as fertilizers. CO2 will be injected into the cultivation rooms by an automated climate control system to optimize plant growth. The CO2 levels used are safe for humans, and there is a CO2 alarm that will activate in the event of a leak or elevated CO2 levels. Bleach and other household chemicals will be used to clean rooms between plant cycles. Potassium salts, FloraShield, Sulfur, Green Cleaner, and similar products may be used to treat insects, pests, and molds during the growing cycles. Notes will be kept when a chemical is used and stored as part of the business record to ensure proper tracking of each plant's life cycle.

RECEIVED
JUN 2 1 2018
ALCOHOL MARIJUANA CONTROL OFFICE
STATE OF ALASKA

**4.7. Describe the marijuana cultivation facility's irrigation and waste water systems to be used:**

Potted plants will be hand-watered by employees as directed by the cultivation manager on a regular schedule. Pots will be placed in trays that will catch excess water until absorbed by the plant. Water/fertilizers will be hand-mixed in large containers and then applied directly to each pot in the amount it requires. Reservoir irrigation systems will be watered by employees as needed when systems fall below system requirements as directed by the cultivation manager. Employees will add water/fertilizer to the system until capacity is met. Based on design, the facility generates minimal volumes of waste water. Any small amount of waste water that is generated will be disposed of through a floor drain connected to the city sewer system.

## Section 5 – Waste Disposal

Review the requirements under 3 AAC 306.740.

You must be able to certify the statement below. Read the following and then sign your initials in the box to the right: Initials

**5.1. The marijuana cultivation facility shall give the board at least three days written notice required under 3 AAC 306.740(c) before making marijuana waste unusable and disposing of it.** SB

**5.2. Describe how you will store, manage, and dispose of any solid or liquid marijuana waste, including wastewater generated during marijuana cultivation, in compliance with any applicable laws. Include details about the material(s) you will mix with ground marijuana waste and the processes that you will use to make the marijuana waste unusable for any purpose for which it was grown:**

Great Northern Cultivation will store, manage and dispose of any solid or liquid waste, including wastewater and marijuana waste in compliance with 3 AAC 306.740. Employees will follow health and safety standards during the waste disposal process. We expect the following wastes to be generated at our cultivation facility: (1) waste from marijuana flowers, trim, and solid plant materials; (2) marijuana that is identified as infected or fails to meet quality testing; (3) marijuana plant waste, including roots, stalks, leaves, and stems; (4) wastewater generated during cultivation and processing; and (5) used soil medium. Color-coded waste bins will be used to collect, store, and segregate marijuana waste. Waste will be weighed using certified scale in compliance with 3 AAC 306.745 and logged into the electronic inventory tracking system, which will provide the required three (3) days' notice to the Marijuana Control Board prior to rendering it unusable and disposing of it. After the required three (3) day waiting period and approval from the Marijuana Control Board to dispose, waste material will be combined with a compostable or non-compostable product. Marijuana solid waste will be weighed on the industrial scale, ground up using a commercial grinder, and mixed with at least an equal amount of one of the following materials: compostable material (sawdust, vegetable oil); non-compostable material (paper product, cardboard waste, plastic waste). Unusable solid waste will be taken or collected by a solid waste facility or transfer station or incinerator, and a record of the final destination will be maintained as part of the business records per 3 AAC 306.470(c)(2). Per the regulations, it will be our policy to provide at least three (3) days' notice to the Marijuana Control Board before disposing of any marijuana waste by logging it in the marijuana inventory tracking system (Metrc). Prior to being removed from the cultivation facility, all marijuana waste will be inspected and the composition of the final disposal mixture will be recorded. Management will ensure that the final disposal mixture is composed of no more than fifty percent (50%) marijuana waste by volume. To ensure tracking and prevent diversion of marijuana, a manager will be present at the time of waste collection and grinding and will record the date, time, and the type of marijuana waste being collected or ground. All marijuana rendered unusable and disposed of will be tracked using the Metrc system. In addition, a waste log will be maintained onsite in the business records.



RECEIVED
SEP 07 2018
ALCOHOL & MARIJUANA CONTROL OFFICE

## Section 6 – Odor Control

Review the requirements under 3 AAC 306.430.

| Answer "Yes" or "No" to the following question: | Yes | No |
|---|---|---|
| **6.1. Have you received an exemption from your local government for the odor control requirement set forth in 3 AAC 306.430(c)(2)?** | ☐ | ☑ |

If "Yes", you must be able to certify the statement below. Read the following and then sign your initials in the box: Initials

**I am attaching to this form documentation of my odor control exemption from the local government.** ☐

**If "No" to question 6.1., describe the odor control method(s) to be used and how the marijuana cultivation facility will ensure that any marijuana at the facility does not emit an odor that is detectable by the public from outside the facility:**

Odor control is managed through an automated state-of-the-art HVAC system that includes two dozen carbon filters. Outgoing air is directed through the roof of the building after it passes through sophisticated carbon filters. The carbon filters are changed every three months. All employees will be trained on the importance of eliminating odor that can be detected by the public from outside the facility and the following policies.

- Notify management if odor control methods fail;
- Marijuana will be packaged and shipped in odor controlled, sealed packaging before leaving the premises;
- Keep waste containers sealed when not in use;
- Conduct monthly checks by walking around the perimeter of the exterior premises to see if odor is detectable.

## Section 7 – Testing Procedure and Protocols

Review the requirements under 3 AAC 306.455 and 3 AAC 306.465.

You must be able to certify each statement below. Read the following and then sign your initials in the corresponding box: Initials

**7.1. I understand and agree that the board or director will, from time to time, require the marijuana cultivation facility to provide samples of the growing medium, soil amendments, fertilizers, crop production aids, pesticides, or water for random compliance checks.** SB

**7.2. I will ensure that any individual responsible for collecting random, homogenous samples for required laboratory testing under 3 AAC 306.455 will prepare the necessary accompanying signed statement, provide the signed statement to the marijuana testing facility, and maintain a copy as a business record under 3 AAC 306.755.** SB

**7.3. Describe the testing procedures and protocols the marijuana cultivation facility will follow:**

Great Northern Cultivation will abide by all regulations on testing as described in 3 AAC 306.455 and 3 AAC 306.465. The company will designate one or more employees to be responsible for collecting each sample as required in 3 AAC 306.455(b)(2). The designated employee will select a random sample, and weigh it with a registered scale to ensure that the sample size is less than the maximum amount requested by the testing facility. The designated employee will initiate the testing procedure when applicable, prepare a signed statement to attest the randomness for each sample, provide the statement to the licensed testing facility, and place a copy in the business records. During testing at the licensed testing facility, the batch that the sample came from will be segregated and stored in the secure storage room (quarantine) in a cool and dry place until the test results are received. Before transporting a sample of marijuana to the testing laboratory, a transport manifest will be created in Metrc, and it will accompany the marijuana at all times. The testing facility will provide a written statement with the final test results. Once written confirmation has been received confirming that the sample passed all tests, the batch will be prepared for transportation, delivery and sale. If a sample fails testing, then the harvest batch will be quarantined and either wasted in compliance with the regulations or delivered to a licensed manufacturing facility for processing into concentrates, if approved by the Director of the Alcohol & Marijuana Control Office.

RECEIVED
JUN 2 1 2018
ALCOHOL MARIJUANA CONTROL OFFICE
STATE OF ALASKA

Alaska Marijuana Control Board

# Form MJ-04: Marijuana Cultivation Facility Operating Plan Supplemental

## Section 8 – Packaging and Labeling

Review the requirements under 3 AAC 306.470 and 3 AAC 306.475.

| Answer "Yes" or "No" to the following question: | Yes | No |
|---|---|---|
| **8.1. Will the marijuana cultivation facility be packaging marijuana for a retail marijuana store to sell to a consumer without repackaging?** | ☑ | ☐ |

**If "Yes", describe how the marijuana cultivation facility will ensure that the marijuana sold will meet the packaging requirements in 3 AAC 306.470, and provide a sample label that the facility will use to meet the labeling requirements set forth in 3 AAC 306.475:**

Marijuana destined to a retail store to be sold without repackaging will be pre-packaged at the cultivation facility in packages not to exceed one ounce. Packaging will NOT include any images or cartoon characters that target persons under 21 years of age, and the packaging will protect the product from contamination and will not impart any toxic or damaging substance to the marijuana. Prepackage marijuana will also include a label with each of the five warning statements required by 3 AAC 306.475 (a). Marijuana will NOT be labeled as organic. The marijuana will be labeled with the name/license number of the cultivation facility, the harvest batch number, the net weight of the package, and all other required information under 3 AAC 306.475. See Attachment A for label samples.

| Answer "Yes" or "No" to the following question: | Yes | No |
|---|---|---|
| **8.2. Will the marijuana cultivation facility be packaging marijuana in wholesale packages?** | ☑ | ☐ |

**If "Yes", describe how the marijuana cultivation facility will ensure that the marijuana sold will meet the packaging requirements in 3 AAC 306.470, and provide a sample label that the facility will use to meet the labeling requirements set forth in 3 AAC 306.475:**

Marijuana that is packaged for wholesale with the intent to be repackaged at the retail destination or utilized at a manufacturing facility will be packaged in an amount not to exceed five pounds. A written statement will be included with each harvest batch to disclose soil amendment, fertilizer, and other crop aid information as well as the name of the testing laboratory and the test results. All packages of marijuana will be equipped with a Metrc package tag for tracking. Each shipment will be accompanied by a manifest, written statement, Metrc tags, test results, and other information required under 3 AAC 306.470 and 3 AAC 306.475.

**I certify that as a marijuana cultivation facility, I will submit monthly reports to the Department of Revenue and pay the excise tax required under AS 43.61.010 and AS 43.61.020 on all marijuana sold or provided as a sample to a marijuana establishment, as required under 3 AAC 306.480.**

I declare under penalty of unsworn falsification that this form, including all accompanying schedules and statements, is true, correct, and complete.

Signature of licensee

Stephen W. Brashear

Printed name of licensee

STATE OF ALASKA
NOTARY PUBLIC
Tara L. Moore
My Commission Expires: 7/9/19

Notary Public in and for the State of Alaska

My commission expires: 7/9/19

Subscribed and sworn to before me this 28th day of June, 2018.

RECEIVED
JUN 21 2018
ALCOHOL MARIJUANA CONTROL OFFICE
STATE OF ALASKA

License # 10747

# Form MJ-04: Marijuana Cultivation Facility Operating Plan Supplemental

**(Additional Space as Needed):**

Attachment A - Sample Labels

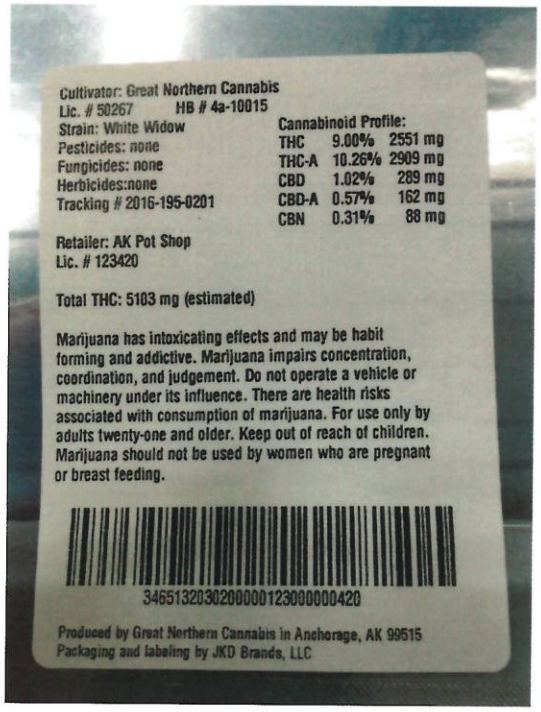


Side of Tamper-Evident Transport Container

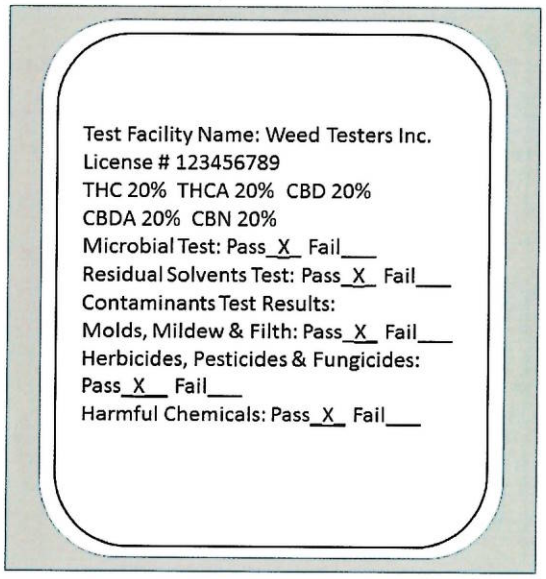





RECEIVED
JUN 21 2018
ALCOHOL MARIJUANA CONTROL OFFICE
STATE OF ALASKA