Alcohol and Marijuana Control Office
550 W 7th Avenue, Suite 1600
Anchorage, AK 99501
marijuana.licensing@alaska.gov
https://www.commerce.alaska.gov/web/amco
Phone: 907.269.0350

Alaska Marijuana Control Board

Form MJ-02: Premises Diagram

What is this form?

A detailed diagram of the proposed licensed premises is required for all marijuana establishment license applications, per 3 AAC 306.020(b)(8). **All areas designated as the licensed premises of a single license must be contiguous.**

What must be submitted with this form?

Applicants must attach multiple diagrams to this form, including (as applicable):

- **Diagram 1:**
  a diagram showing only the licensed premises areas that will be ready to be **operational at the time of your preliminary inspection** and license issuance;

- **Diagram 2:**
  if different than Diagram 1, a diagram outlining **all areas for which the licensee has legal right of possession** (a valid lease or deed), and clearly showing those areas' relationship to the current proposed licensed premises *(details of any planned expansion areas do not need to be included; a complete copy of Form MJ-14: Licensed Premises Diagram Change must be submitted and approved before any planned expansion area may be added to the licensed premises);*

- **Diagram 3:**
  a **site plan or as-built of the entire lot**, showing all structures on the property and clearly indicating which area(s) will be part of the licensed premises;

- **Diagram 4:**
  an **aerial photo of the entire lot and surrounding lots**, showing a view of the entire property and surrounding properties, and clearly indicating which area(s) will be part of the licensed premises *(this can be obtained from sources like Google Earth)*; and

- **Diagram 5:**
  a diagram of the **entire building in which the licensed premises is located**, clearly distinguishing the licensed premises from unlicensed areas and/or premises of other licenses within the building. If your proposed licensed premises is located within a building or building complex that contains multiple business and/or tenants, please provide the addresses and/or suite numbers of the other businesses and/or tenants *(a separate diagram is not required for an establishment that is designating the entire building as a single licensed premises)*.

This form, and all necessary diagrams that meet the requirements on Page 2 of this form, must be completed and submitted to AMCO's main office before any new or transfer license application will be considered complete.

Section 1 – Establishment Information

Enter information for the business seeking to be licensed, as identified on the license application.

Licensee:	The Tufted Puffin LLC	**MJ License #:**		17758	
License Type:	Retail Marijuana Store				
Doing Business As:	The Tufted Puffin LLC				
Premises Address:	216 4th Ave. Unit #2				
City:	Seward	**State:**	Alaska	**ZIP:**	99664

AMCO Received 11/20/2018

Alaska Marijuana Control Board

Form MJ-02: Premises Diagram

Section 2 – Required Information

For your security, do not include locations of security cameras, motion detectors, panic buttons, and other security devices.

The following details must be included in all diagrams:

- [✓] License number and DBA
- [✓] Legend or key
- [✓] Color coding
- [✓] Dimensions
- [✓] Labels
- [✓] True north arrow

The following additional details must be included in Diagram 1:

- [✓] Surveillance room
- [✓] Restricted access areas
- [✓] Storage areas
- [✓] Entrances, exits, and windows
- [✓] Walls, partitions, and counters
- [✓] Any other areas that must be labeled for specific license types

The following additional details must be included in Diagram 2:

- [✓] Areas of ingress and egress
- [✓] Entrances and exits
- [✓] Walls and partitions

The following additional details must be included in Diagrams 3 and 4:

- [✓] Areas of ingress and egress
- [✓] Cross streets and points of reference

The following additional details must be included in Diagram 5:

- [✓] Areas of ingress and egress
- [✓] Entrances and exits
- [✓] Walls and partitions
- [✓] Cross streets and points of reference

I declare under penalty of unsworn falsification that I have attached all necessary diagrams that meet the above requirements, and that this form, including all accompanying schedules, statements, and depictions is true, correct, and complete.

Signature of licensee

Jennifer Wells

Printed name of licensee

VALERIE MASTOLIER
Notary Public
State of Alaska
My Commission Expires Jun 7, 2022

Notary Public in and for the State of Alaska

My commission expires: 6/7/22

Subscribed and sworn to before me this 20 day of November, 2018.

AMCO Received 11/20/2018

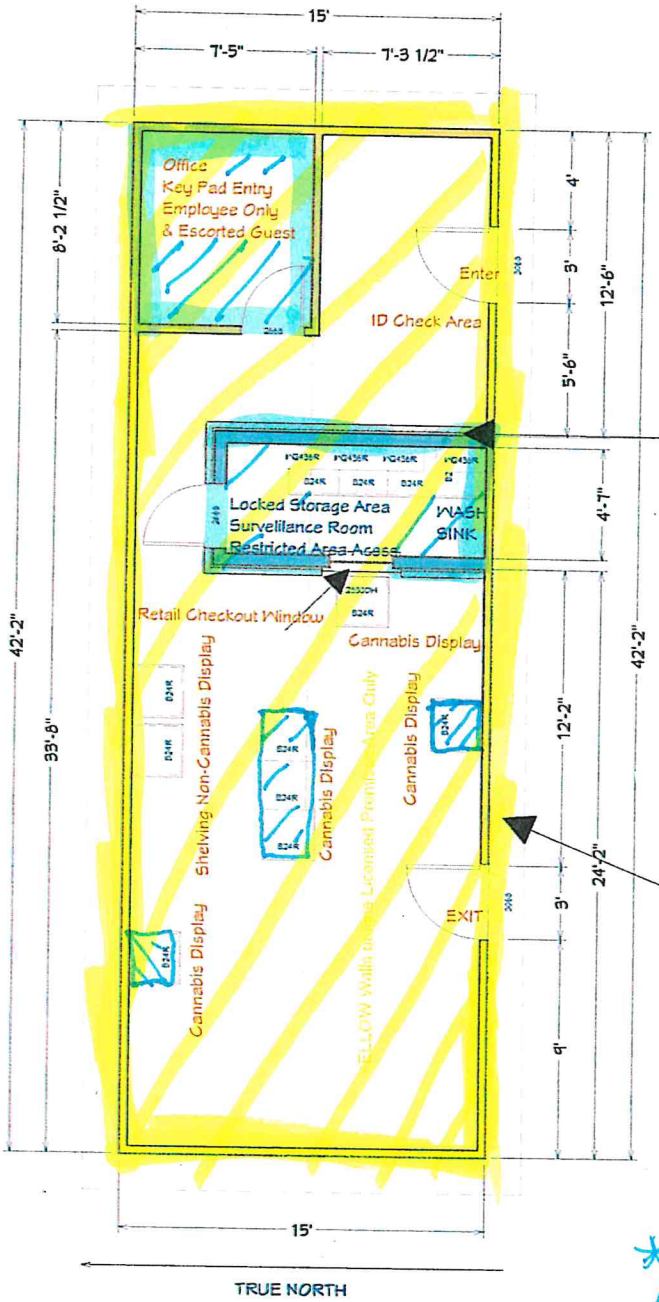

The Tufted Puffin LLC
License # 17758
MJ-02: Premises Diagram

DIAGRAM #1
Licensed Premises Area Only
All outside/inside walls are part of
The Tufted Puffin LLC Licensed Premises Area
& include store Interior Design

Color Code:
BLUE walls – outline Ristricted Area Acess
Areas Labled In:
Blue TEXT include Restristed Areas
Locked Storage Area
Wash Sink
Surveilance Room
Restricted Area Acess

Legend/Key
Total Floor Plan 633 sq ft
Walls are: YELLOW

Door Entrance/Exit are PURPLE
Plan Mesurements are BLUE
All Mesurements are (ft' & in")

= Proposed Licensed premises

CANNABIS Displays: RAA Locked display all displayed cannabis locked & secured from public access – public may view displayed product, but cannot remove product.

AMCO Received 11/20/2018

TRUE NORTH

Rear
Ingress and Egress

Non-Customer Entrance
Emergency Exit Only

The Tufted Puffin LLC
License # 17758
MJ-02:

DIAGRAM #2

Licensed Premises Area
Entrances/Exits
Walls & Partitions

COLOR CODE KEY:
Blue & Yellow Walls With RED Text Define:
Areas located outside of which the licensee has legal right of possession are identified in red text.

GREEN:
Areas located which licensee has legal right of possession are identified in green text.
Entrance
1st ID Check Area
Office
Product Display Area
Exit

PINK TEXT:
Restricted area acess
Surveillance Room
Cannabis Locked Storage

Example
Example
Example

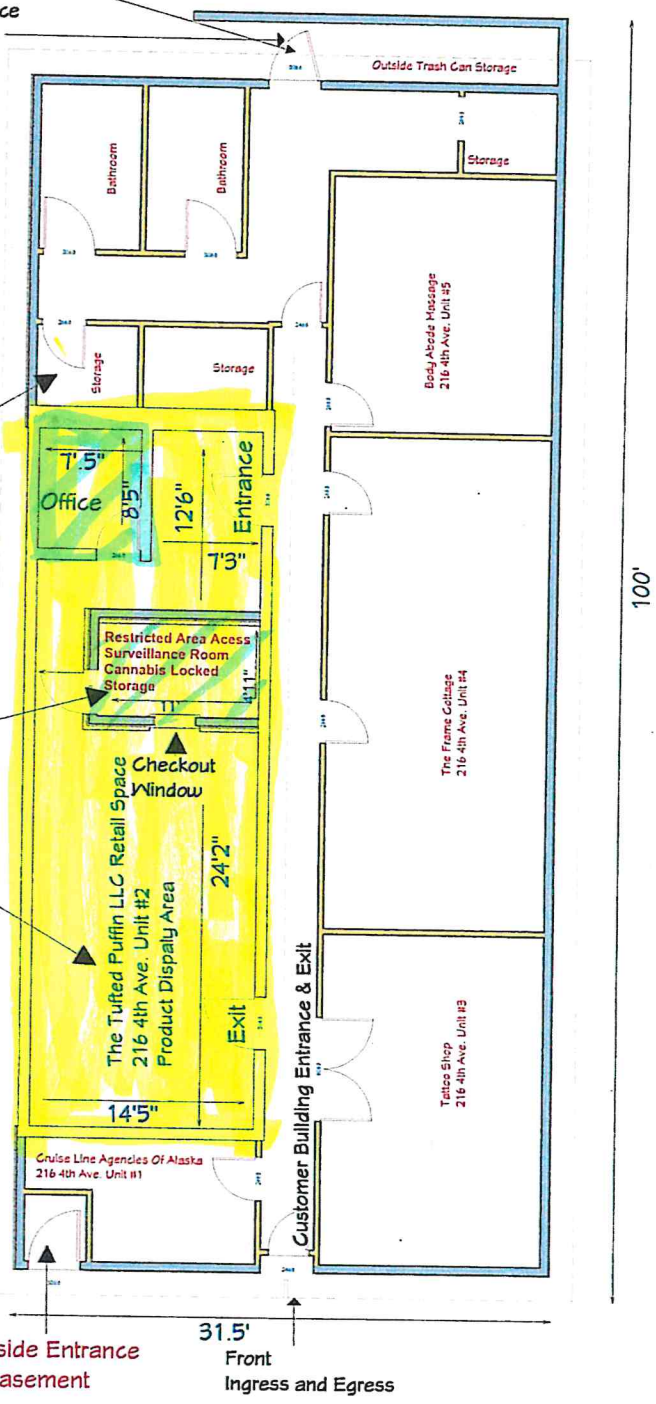

Outside Entrance
to Basement

Front
Ingress and Egress

Legend/Color Code Key
Total Floor Plan 605 sq ft
Interior Walls are YELLOW
Exterior Walls are BLUE
Door Entrance/Exit are PURPLE
Plan Mesurements are BLUE
Front/Rear Ingress/Egress are BLACK
All Mesurements are (ft' & in")

Proposed
= Licensed Area &
Area Licensee has
Right to possess.

AMCO Received 11/20/2018

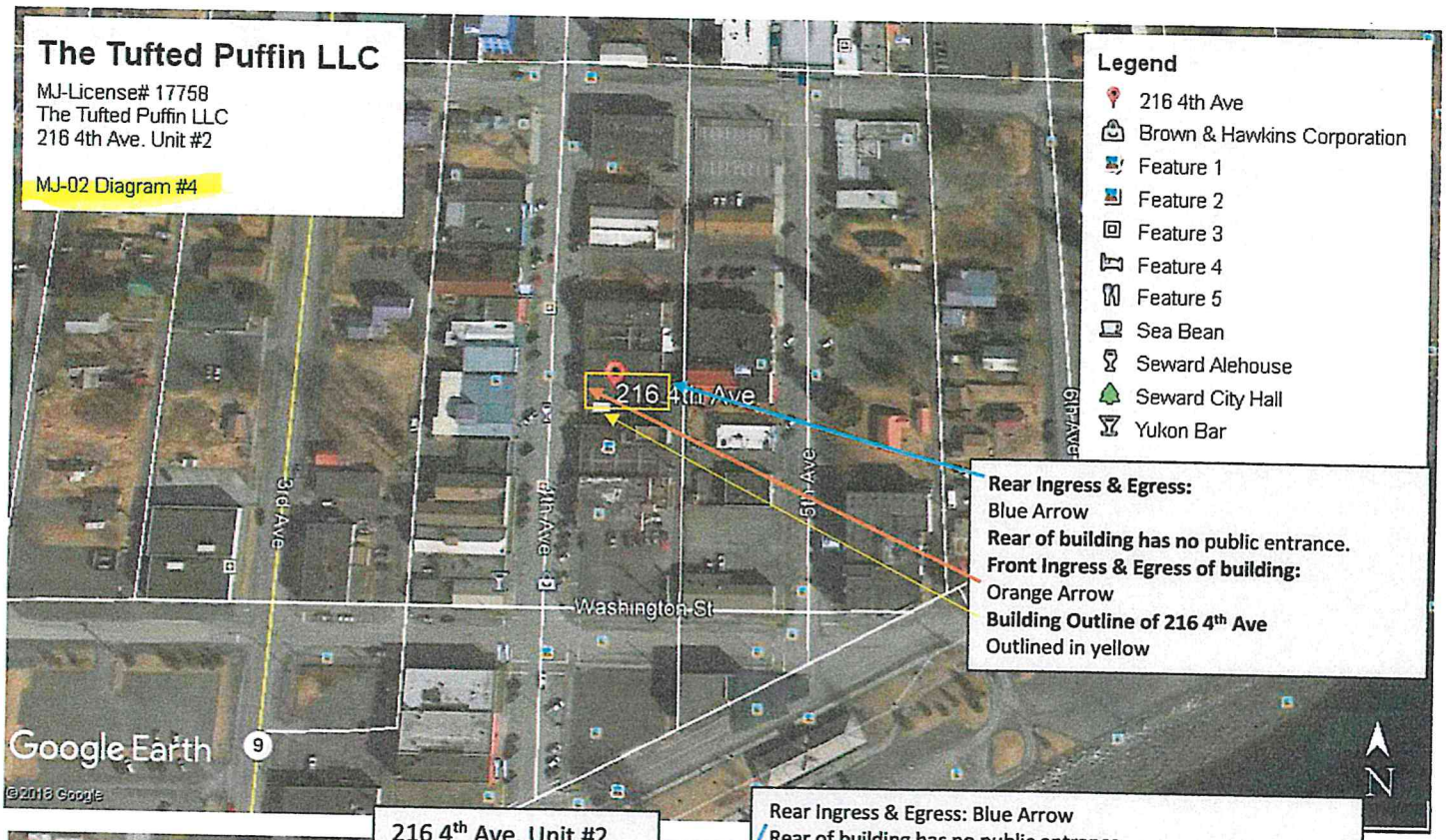

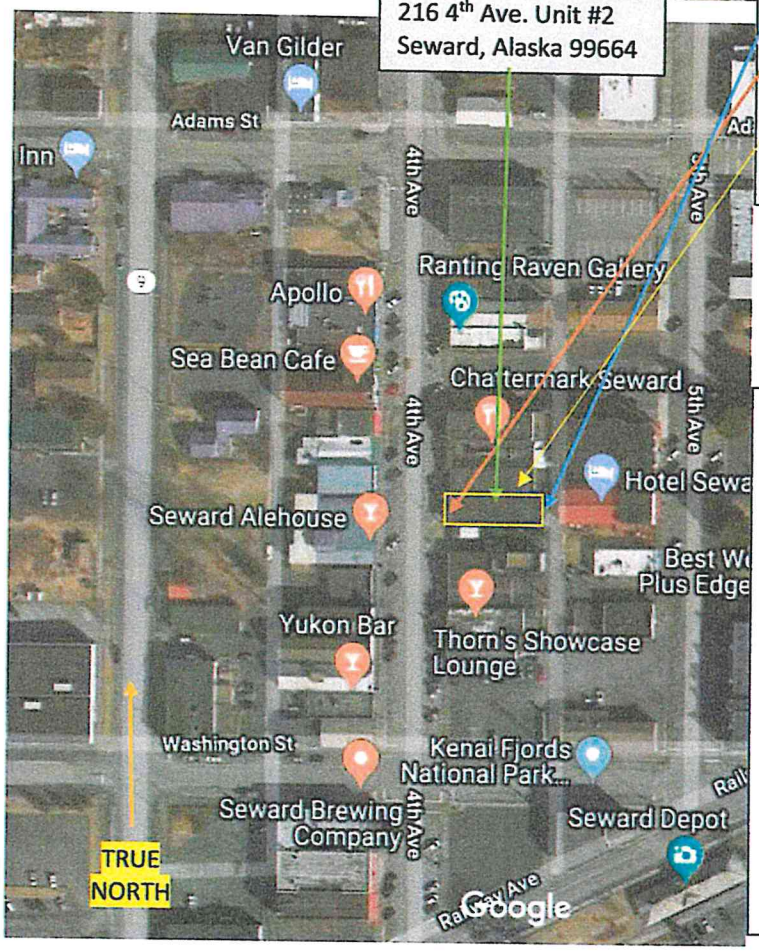

Rear Ingress & Egress: Blue Arrow
Rear of building has no public entrance.
Front Ingress & Egress of building: Orange Arrow

216 4th Ave Building:
Yellow Arrow
Outlined in yellow

Diagram of 216 4th ave Unit #2
Legal Right of Possession

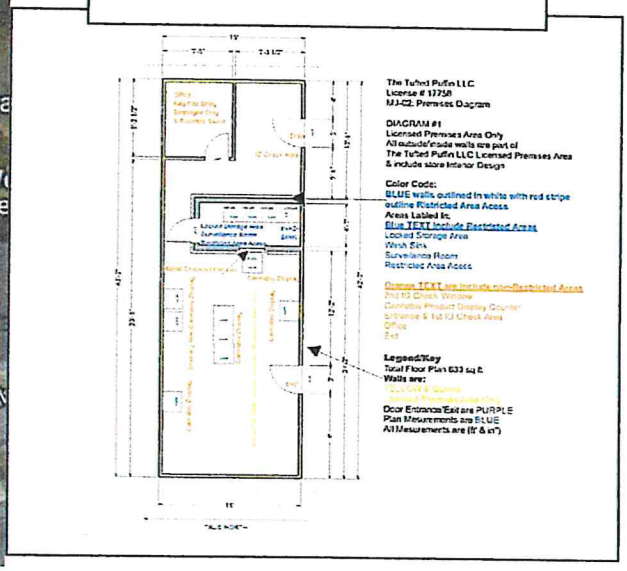

AMCO Received 11/20/2018

The Tufted Puffin LLC
License # 17758
MJ-02:

DIAGRAM #3 & p.1 of Diagram #5
Site Plan &
"As Built" of the Entire Lot
Areas of Ingress/Egress
Closest Cross Streets:
South=Washington St
North=Adams St

Color Code:
RED TEXT inside Yellow & or Blue Walls:
Areas located outside of which the licensee has legal right of possession

Example

Blue Text:
Restricted Area
Surveillance Room
Cannabis Locked Storage

Example

Legend & Color Key
Total Floor Plan 605 sq ft
Rear Ingress & Edgress are BLACK
Identified in front and read of building with a BLACK ARROW
Cross Streets are GREY and labled in WHITE text

Exterior Walls are BLUE
Door Entrance/Exit are PURPLE
Plan Mesurements are BLUE
All Mesurements are (ft' & in")

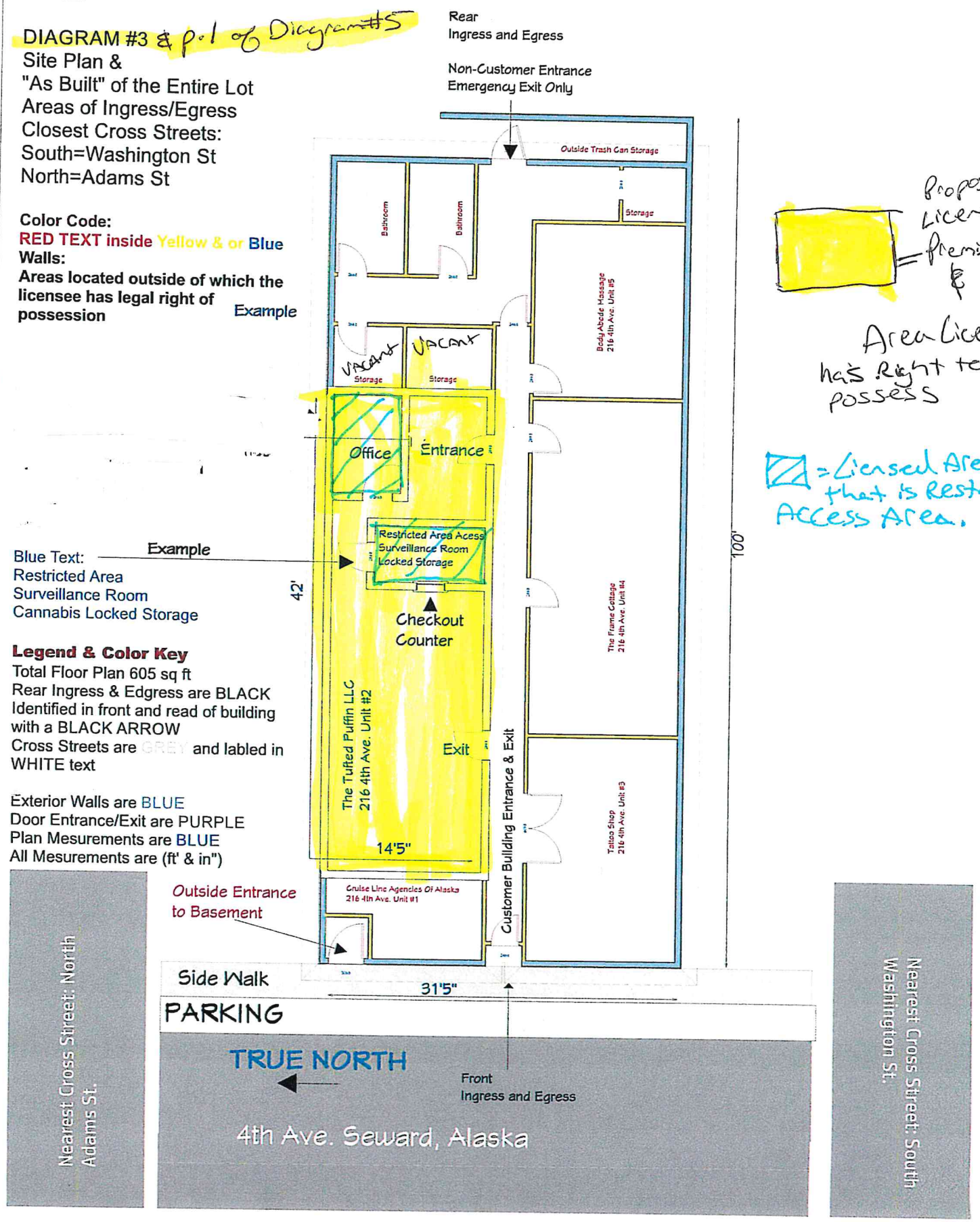

AMCO Received 11/20/2018

The Tufted Puffin LLC
License # 17758
MJ-02:

DIAGRAM #5 p. 2
"Basement"

Entrances/Exit
Walls/Partitions
Cross Streets
Points of Intrest

COLOR CODE KEY:

RED Text Label:
Areas located outside of which the licensee has legal right of possession are identified in red text.

GREEN:
Areas located which licensee has legal right of possession are identified in green text.
Entrance
1st ID Check Area
Office
Restricted Area
Product Display Area
Exit

Legend/Color Code Key
Total Floor Plan 605 sq ft
Interior Walls are YELLOW
Exterior Walls are BLUE
Door Entrance/Exit are PURPLE
Plan Mesurements are BLUE
Front/Rear Ingress/Egress are BLACK
All Mesurements are (ft' & in")

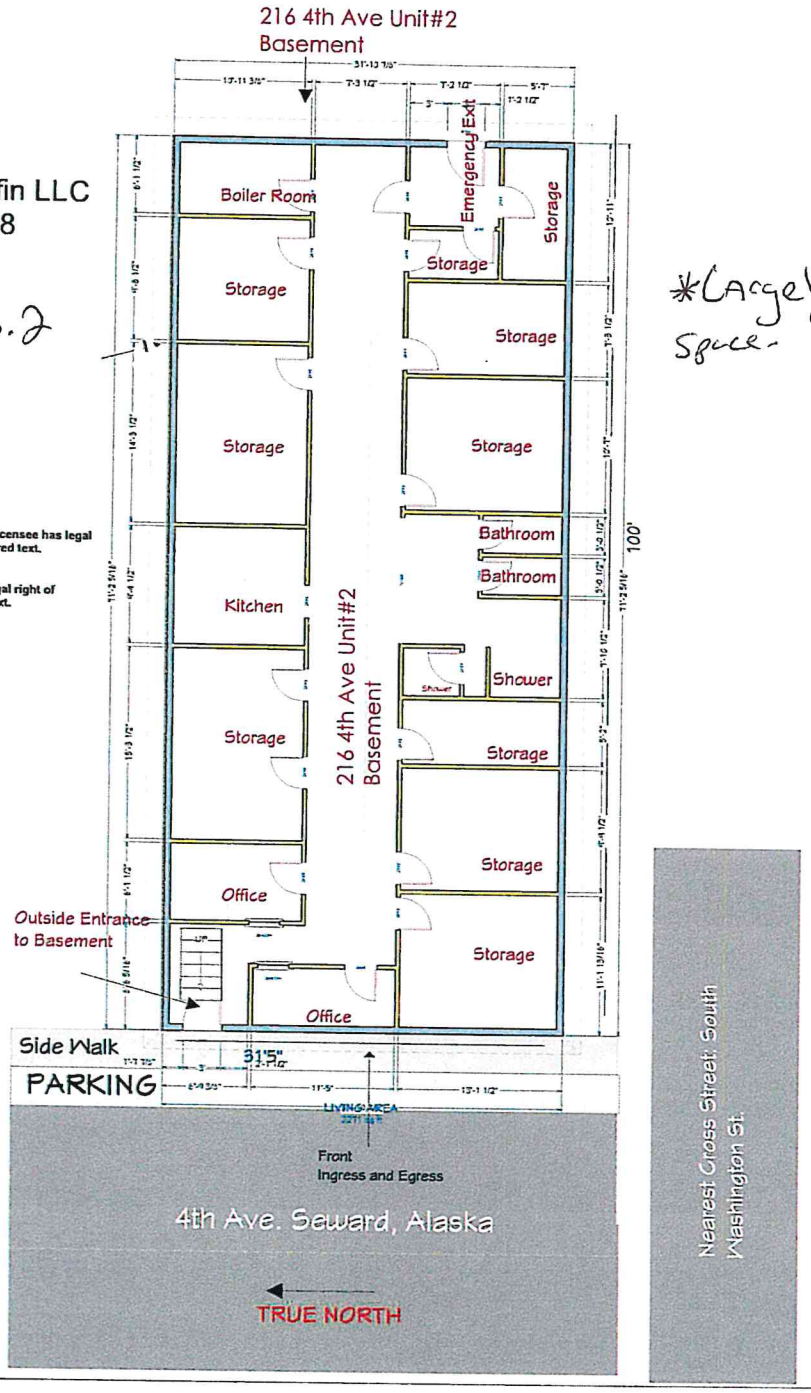

*Largely vacant storage space.

AMCO Received 11/20/2018