Alcohol and Marijuana Control Office
550 W 7th Avenue, Suite 1600
Anchorage, AK 99501
marijuana.licensing@alaska.gov
https://www.commerce.alaska.gov/web/amco
Phone: 907.269.0350

Alaska Marijuana Control Board

Form MJ-02: Premises Diagram

What is this form?

A detailed diagram of the proposed licensed premises is required for all marijuana establishment license applications, per 3 AAC 306.020(b)(8). **All areas designated as the licensed premises of a single license must be contiguous.**

What must be submitted with this form?

Applicants must attach multiple diagrams to this form, including (as applicable):

- **Diagram 1:**
  a diagram showing only the licensed premises areas that will be ready to be **operational at the time of your preliminary inspection** and license issuance;

- **Diagram 2:**
  if different than Diagram 1, a diagram outlining **all areas for which the licensee has legal right of possession** (a valid lease or deed), and clearly showing those areas' relationship to the current proposed licensed premises *(details of any planned expansion areas do not need to be included; a complete copy of Form MJ-14: Licensed Premises Diagram Change must be submitted and approved before any planned expansion area may be added to the licensed premises);*

- **Diagram 3:**
  a **site plan or as-built of the entire lot**, showing all structures on the property and clearly indicating which area(s) will be part of the licensed premises;

- **Diagram 4:**
  an **aerial photo of the entire lot and surrounding lots**, showing a view of the entire property and surrounding properties, and clearly indicating which area(s) will be part of the licensed premises *(this can be obtained from sources like Google Earth)*; and

- **Diagram 5:**
  a diagram of the **entire building in which the licensed premises is located**, clearly distinguishing the licensed premises from unlicensed areas and/or premises of other licenses within the building. If your proposed licensed premises is located within a building or building complex that contains multiple business and/or tenants, please provide the addresses and/or suite numbers of the other businesses and/or tenants *(a separate diagram is not required for an establishment that is designating the entire building as a single licensed premises)*.

This form, and all necessary diagrams that meet the requirements on Page 2 of this form, must be completed and submitted to AMCO's main office before any new or transfer license application will be considered complete.

Section 1 – Establishment Information

Enter information for the business seeking to be licensed, as identified on the license application.

Licensee:	ANCHORAGE BOWL, LLC.	**MJ License #:**	12316		
License Type:	RETAIL MARIJUANA STORE				
Doing Business As:	ANCHORAGE BOWL, LLC.				
Premises Address:	4000 SPENARD ROAD				
City:	ANCHORAGE, AK.	**State:**	Alaska	**ZIP:**	99517

AMCO Received 10/29/2018

AMCO Received 11/6/2018

Alaska Marijuana Control Board

Form MJ-02: Premises Diagram

Section 2 – Required Information

For your security, do not include locations of security cameras, motion detectors, panic buttons, and other security devices.

The following details must be included in all diagrams:

- [x] License number and DBA
- [x] Legend or key
- [x] Color coding
- [x] Dimensions
- [x] Labels
- [x] True north arrow

The following additional details must be included in Diagram 1:

- [x] Surveillance room
- [x] Restricted access areas
- [x] Storage areas
- [x] Entrances, exits, and windows
- [x] Walls, partitions, and counters
- [x] Any other areas that must be labeled for specific license types

The following additional details must be included in Diagram 2:

- [x] Areas of ingress and egress
- [x] Entrances and exits
- [x] Walls and partitions

The following additional details must be included in Diagrams 3 and 4:

- [x] Areas of ingress and egress
- [x] Cross streets and points of reference

The following additional details must be included in Diagram 5:

- [x] Areas of ingress and egress
- [x] Entrances and exits
- [x] Walls and partitions
- [x] Cross streets and points of reference

I declare under penalty of unsworn falsification that I have attached all necessary diagrams that meet the above requirements, and that this form, including all accompanying schedules, statements and depictions is true, correct, and complete.

Shelton Landon

Signature of licensee

Shelton Landon

Printed name of licensee

LANDEE C. WELLS NOTARY PUBLIC STATE OF ALASKA

Notary Public in and for the State of Alaska

My commission expires: 6·18·2019

Subscribed and sworn to before me this 16th day of April 2018.

AMCO Received 10/29/2018

AMCO Received 11/6/2018

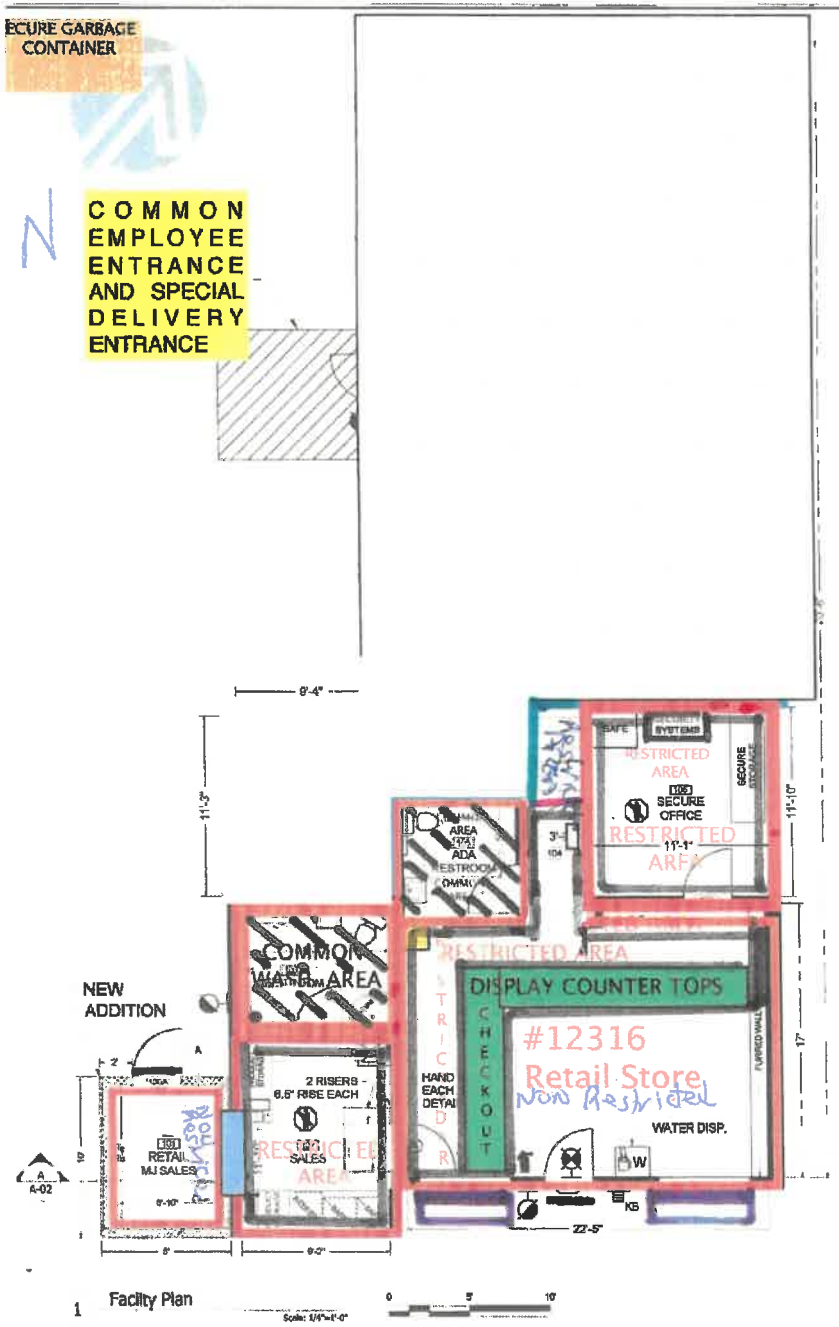

Diagram #1
Anchorage Bowl, LLC
Lic. No. 12316
Building: wood Structure

Restricted Access AREAS: (Includes counter tops & checkout)

KEY – SYMBOL – LEGEND

#12317	LIM. MJ CULT. FACILITY #12317		HAND WASH STATION
#12318	MANUFACTURING #12318		CHECK OUT COUNTER
#12316	Retail Marijuana Store Facility #12316 Licensed Premises (& Right of possession)		1" THICK 36" X 36" LEXAN WINDOW
	Windows (covered)		12' OVERHEAD DOOR
	Bathrooms part of licensed premises but not a restricted access area		10' OVERHEAD DOOR
	Security/surveillance systems		
	Entrance/Exits		

ROOM FINISH AND OCCUPANT LOAD

ROOM NUMBER	AREA (NET)	USE	OCCUPANT LOAD	WALL TYPE	CLG TYPE	WAINSCOT	FLOOR BASE	FLOOR SURFACE	EXITS REQUIRED
101	55	RETAIL MJ SALES	2	GYP/P1	GYP/P1	N/A	RB1	SV	1/1
102	100	SALES	3.7	GYP/P1	GYP/P1	N/A	RB1	(E)	1/1
103	75	RESTROOM	N/A	GYP/P1	MR/P2	FRP	RB1	(E)	1/1
104	345	RETAIL	11	GYP/P1	GYP/P1	N/A	RB1	(E)	1/1
105	49	ADA RESTROOM	N/A	GYP/P1	MR/P2	FRP	RB1	(E)	1/1
106	121	OFFICE	1.3	GYP/P1	GYP/P1	N/A	RB1	(E)	1/1
107	32	CORRIDOR	1	GYP/P1	GYP/P1	N/A	RB1	(E)	1/1
108	108	UTILITY STORAGE	0.3	GYP/P1	GYP/P1	N/A	RB1	(E)	1/1
109	198	PACKAGING	1	GYP/P1	GYP/P1	N/A	RB1	(E)	1/1
110	320	KITCHEN	2	GYP/P1	GYP/P1	FRP	RB1	(E)	1/1
111	312	GROW 1	1	GYP/P1	MR/P2	N/A	RB1	(E)	1/1
112	177	GROW 2	0.6	GYP/P1	MR/P2	N/A	RB1	(E)	1/1
	1,798	TOTAL	SUB						

GYP: GYPSUM WALL BOARD
MR: MOISTURE RESISTANT GYPSUM
P1: LATEX ACRYLIC PAINT, TWO COATS PRIMER
P2: LATEX ACRYLIC BATHROOM PAINT, TWO COATS PRIMER
RB1: 4" RUBBER BASE, BURKE OR SIMILAR
FRP: FIBER REINFORCED PLASTIC PANEL
SV: SHEET VINYL

NOTE: FINISHES IN RETAIL AND KITCHEN AREAS TO BE SMOOTH, CLEANABLE AND NONABSORBENT SURFACES

DOOR SCHEDULE

DOOR NUMBER	SIZE	WHICH DOOR TYPE ROOM	DOOR TYPE	FRAME MATERIAL	PANIC DOOR (Y/N)	RATING (MIN.)	HARDWARE GROUP	GLASS	SPECIAL COMMENT
100A	36X80	1A ARCTIC ENTRY	IM	IM	NO	0	E	N/A	1,2,5
100B	36X80	1A RETAIL ENTRY	IM	IM	NO	0	E	N/A	1,2,5
100C	36X80	1A REAR ENTRY	IM	IM	NO	0	E	N/A	1,2,5
101	36X80	1A RETAIL	HM	HM	NO	0	C	N/A	1,5
102	36X80	1A ADA RESTROOM	WD	WD	NO	0	B	N/A	1
103	36X80	1A OFFICE	SW	SW	NO	0	C	N/A	1,5
104	36X80	1A PACKAGING	HM	HM	NO	0	C	N/A	1,2
105	36X80	1A GROW	WD	WD	NO	0	L	N/A	2,4
106	36X80	1A GROW 2	WD	WD	NO	0	L	N/A	2,4

- UNLABELED DOORS ARE EXISTING TO REMAIN -

IM: INSULATING HOLLOW METAL
HM: HOLLOW METAL
FG:FIBERGLASS
IF: INSULATED FIBERGLASS
WD: SOLID CORE WOOD

1. DOOR CLOSER
2. WEATHERSTRIPPING
3. SMOKE GASKET
4. KICK PLATE
5. FLOOR BOLT

L: PASSAGE LATCH
E: ENTRY LOCKLATCH
B: BATHROOM PRIVACY LOCK
C: SECURED LOCK; KEY ONLY OPERATION

Determine AECL1613
AMCO: NORTHERN LTS. BLVD #208
Drawn: C
Date: 1
Time: 4:
PROJECT TITLE: Anchorage Bowl
prepared for: Shelton Landon
SHEET NUMBER: A
C17-

AMCO Received 11/6/2018

Diagram no. 1 cont'd.

Lic. No. 12316
Anchorage Bowl, LLC

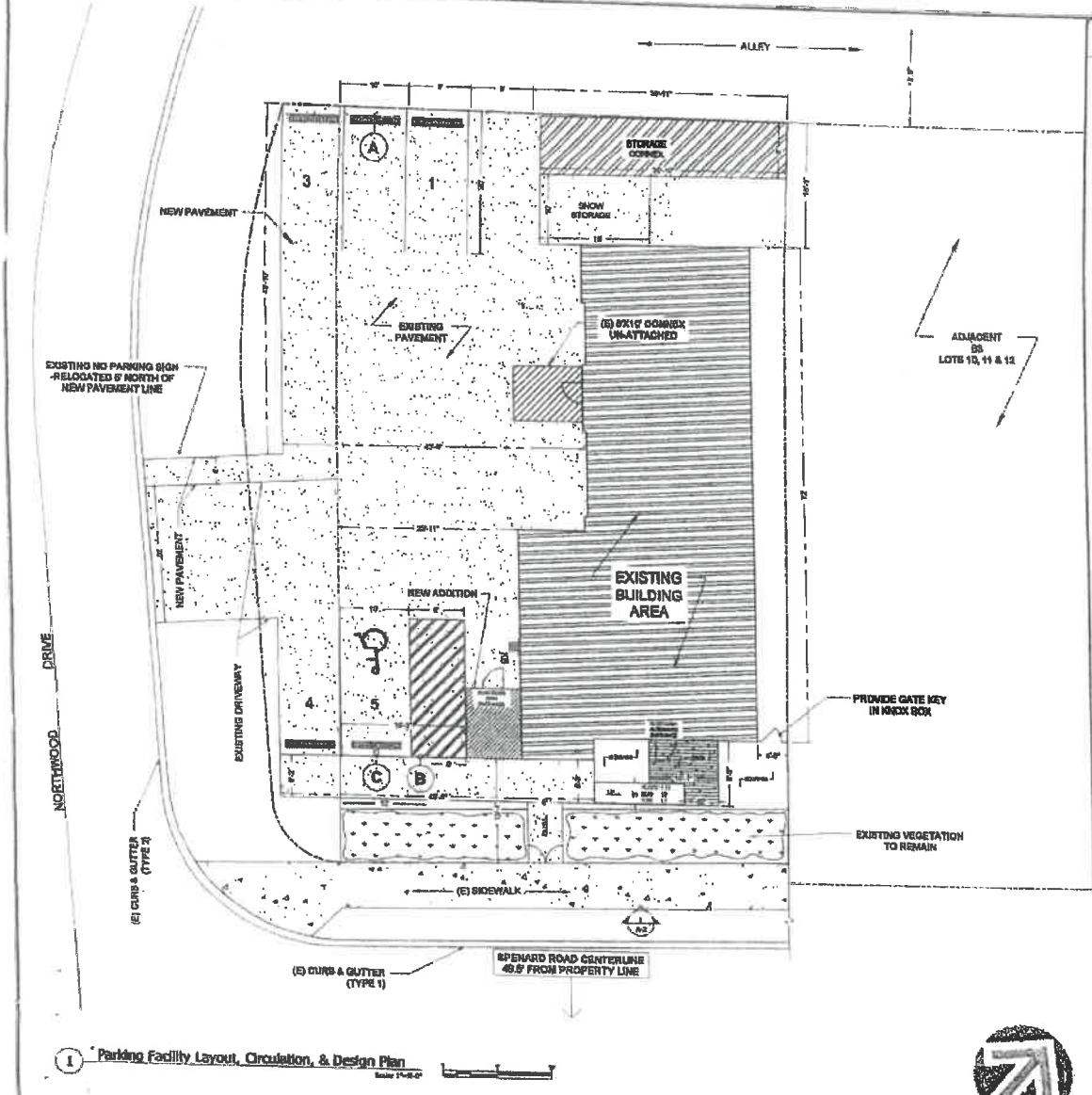

1 Parking Facility Layout, Circulation, & Design Plan

NOTE: USE HALF INDICATED SCALE FOR 11X17 DRAWINGS

TITLE 21 CODE REVIEW - DETAILS

PREVIOUS PARKING REQUIRED (21.07-4):

1,440 / N/A = 2
APARTMENT
525 / 1,000 = 0.53
WAREHOUSE
TOTAL REQUIRED: 3

CURRENT PARKING REQUIRED (21.07-4):

593 / 1,000 = 0.6
CULTIVATION
431 / 400 = 1.07
MANUFACTURE
756 / 350 = 2.16
RETAIL
337 / 350 = 0.96
OFFICE
TOTAL NOW REQUIRED = 4.8 (5)

4 PARKING SPACES PROVIDED ALONG WITH A 6' X 12' SPACE TO BE DEDICATED FOR BICYCLE PARKING FOR A MINIMUM OF 6 BICYCLES

(21.07.030.F.22)

PARKING NOTES:

ALL PAVEMENT MARKING SHALL BE 4" WHITE UNLESS OTHERWISE NOTED

ACCESSIBLE SPACE & AISLE
MAX SLOPE = 2% (IN ALL DIRECTIONS)
PAINT CURB STOP & 4" STRIPES BLUE

PEDESTRIAN WALKWAY: PAVED ASPHALT
MAX SLOPE = 5% (2% CROSS-SLOPE)

GENERAL NOTES:

GENERAL CONTRACTOR SHALL PROVIDE HAUL ROUTE FOR FILL/EXCAVATION SHOULD THE QUANTITIES EXCEED 50 CUBIC YARDS.

ZONING: 21.04-07

USE SPECIFIC STANDARDS:
21.03.055 (MARIJUANA ESTABLISHMENTS)

TRASH ENCLOSURE: N/A, REFUSE TO BE STORED INSIDE FACILITY & HAULED FOR DISPOSAL

LANDSCAPING: L1, ALONG SOUTH PROPERTY LINE ABUTTING SPENARD ROAD
PARKING LESS THAN 10 SPACES, NONE REQUIRED

SNOW STORAGE: 3,137 SF PAVED * 0.05
= 157 SF REQUIRED, 160 SF PROVIDED

AASHTO SITE TRIANGLE: N/A

STREET CLASSIFICATION:
SPENARD RD: MINOR ARTERIAL II

COVERAGE: N/A

OPEN SPACE: N/A, BUILDING AREA LESS THAN 5,000 SF

LANDSCAPE ARCHITECT REQUIRED: NO
TOTAL LANDSCAPING: EXISTING TREES TO REMAIN. NO ADDITIONAL LANDSCAPING REQUIRED PER NON-CONFORMING.

PEDESTRIAN CONNECTION TO ENTRANCE: PROVIDED, CONNECTING TO EXISTING SIDEWALK ON SPENARD ROAD

INCORPORATE 20" HEIGHT ADDRESS NUMBERS

A Curb Stop Detail - MOA MASS 30.09

Determine DESIGN LLC AEC.1613
903 W. NORTHERN LTS. BLVD #206
ANCHORAGE, AK 99503
Office: (907)339-9100
chris@determinedesign.com

Drawn: Chris Heyes
Date: 11/14/17
Time: 4:50 PM

Project Title: Anchorage Bowl
prepared for: Shelton Landon
Sheet Title: Site Design & Parking
ADDRESS: 4000 Spenard Rd. Anchorage, AK 99517

SD-1

C17-1706

AMCO Received 10/29/2018
AMCO Received 11/6/2018

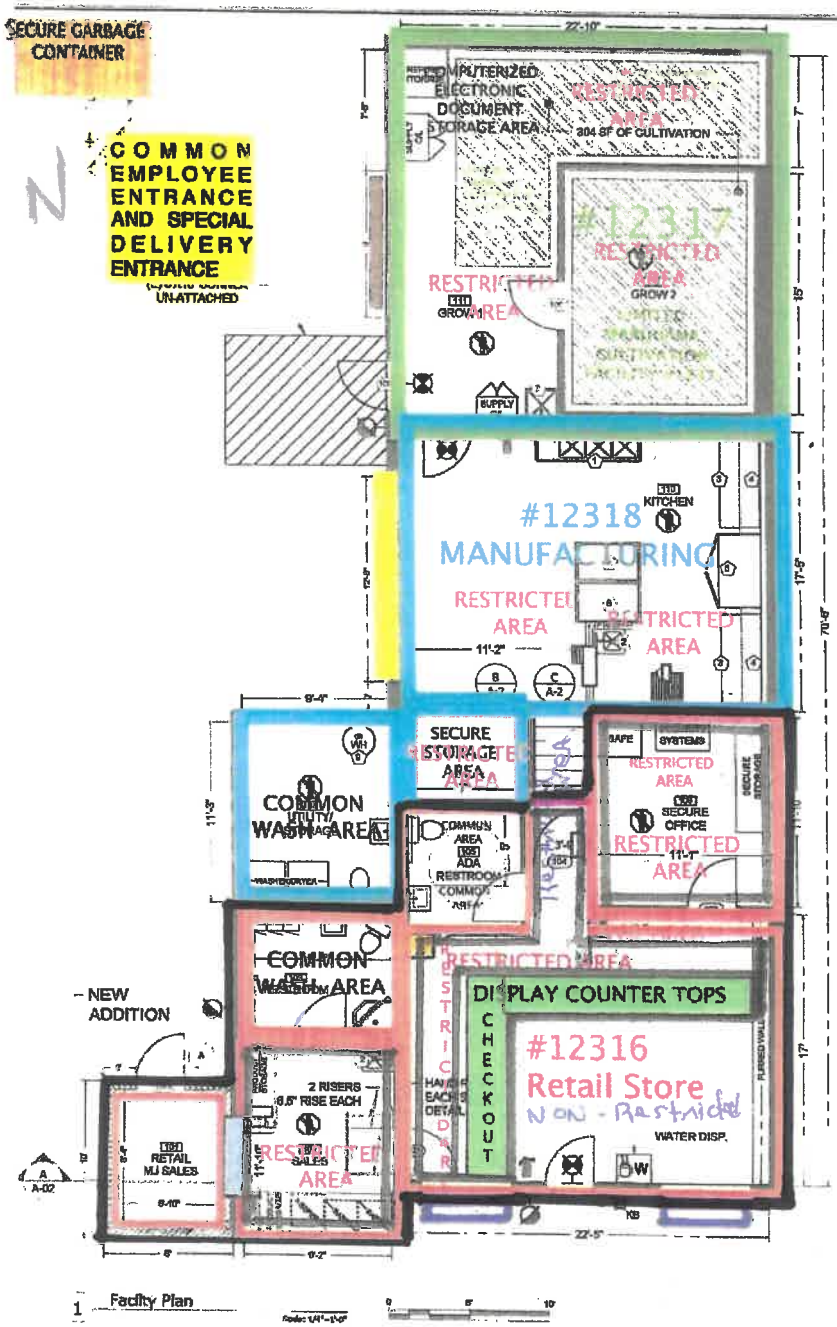

NOTE: USE HALF INDICATED SCALE FOR 11X17 DRAWINGS

DIAGRAM NO. 2
Lic. No. 12316
Anchorage Bowl, LLC.
Building: Wood Structure

Restricted Access Areas: (Includes counter tops & check out)

Windows (covered)

Legal Right to Possession for this License No. 12316

KEY – SYMBOL – LEGEND

#12317	LIM. MJ CULT. FACILITY #12317		HAND WASH STATION
#12318	MANUFACTURING #12318		CHECK OUT COUNTER
#12316	Retail Marijuana Store Facility #12316		1" THICK 36" X 36" LEXAN WINDOW
			12' OVERHEAD DOOR
			10' OVERHEAD DOOR

ROOM FINISH AND OCCUPANT LOAD

ROOM NUMBER	AREA (NET)	USE	OCCUPANT LOAD	WALL TYPE	CLG TYPE	WAINSCOT	FLOOR BASE	FLOOR SURFACE	EXITS REQUIRED
101	55	RETAIL MJ SALES	2	GYP/P1	GYP/P1	N/A	RB1	SV	1/1
102	100	SALES	2.7	GYP/P1	GYP/P1	N/A	RB1	(E)	1/1
103	75	RESTROOM	N/A	GYP/P1	MR/P2	FRP	RB1	(E)	1/1
104	345	RETAIL	44	GYP/P1	GYP/P1	N/A	RB1	(E)	1/1
105	40	ADA RESTROOM	N/A	GYP/P1	MR/P2	FRP	RB1	(E)	1/1
106	121	OFFICE	1.8	GYP/P1	GYP/P1	N/A	RB1	(E)	1/1
107	52	CORRIDOR	1	GYP/P1	GYP/P1	N/A	RB1	(E)	1/1
108	105	UTILITY/ STORAGE	0.5	GYP/P1	GYP/P1	N/A	RB1	(E)	1/1
109	108	PACKAGING	1	GYP/P1	GYP/P1	N/A	RB1	(E)	1/1
110	280	KITCHEN	2	GYP/P1	GYP/P1	FRP	RB1	(E)	1/1
111	312	GROW 1	1	GYP/P1	MR/P2	N/A	RB1	(E)	1/1
112	477	GROW 2	0.8	GYP/P1	MR/P2	N/A	RB1	(E)	1/1
	1,709	TOTAL	23.8						

GYP: GYPSUM WALL BOARD
MR: MOISTURE RESISTANT GYPSUM
P1: LATEX ACRYLIC PAINT, TWO COATS PRIMER
P2: LATEX ACRYLIC BATHROOM PAINT, TWO COATS PRIMER
RB1: 4" RUBBER BASE, BURKE OR SIMILAR
FRP: FIBER REINFORCED PLASTIC PANEL
SV: SHEET VINYL

NOTE: FINISHES IN RETAIL AND KITCHEN AREAS TO BE SMOOTH, CLEANABLE AND NONABSORBENT SURFACES

DOOR SCHEDULE

DOOR NUMBER	SIZE	DOOR TYPE	ROOM	DOOR TYPE	FRAME MATERIAL	PANIC DOOR (Y/N)	RATING (MIN.)	HARDWARE GROUP	GLASS	SPECIAL COMMENT
100A	36X80	1A	ARCTIC ENTRY	IM	IM	NO	0	E	N/A	1,2,6
100B	36X80	1A	RETAIL ENTRY	IM	IM	NO	0	E	N/A	1,2,6
100C	36X80	1A	REAR ENTRY	IM	IM	NO	0	E	N/A	1,2,6
101	36X80	1A	RETAIL	HM	HM	NO	0	C	N/A	1,6
102	36X80	1A	ADA RESTROOM	WD	WD	NO	0	B	N/A	1
103	36X80	1A	OFFICE	SW	SW	NO	0	C	N/A	1,6
104	36X80	1A	PACKAGING	HM	HM	NO	0	C	N/A	1,2
105	36X80	1A	GROW	WD	WD	NO	0	L	N/A	2,4
106	36X80	1A	GROW 2	WD	WD	NO	0	L	N/A	2,4

- UNLABELED DOORS ARE EXISTING TO REMAIN -

IM: INSULATING HOLLOW METAL
HM: HOLLOW METAL
FG: FIBERGLASS
IF: INSULATED FIBERGLASS
WD: SOLID CORE WOOD

1. DOOR CLOSER
2. WEATHERSTRIPPING
3. SMOKE GASKET
4. KICK PLATE
5. FLOOR BOLT

L: PASSAGE LATCH
E: ENTRY LOCKLATCH
B: BATHROOM PRIVACY LOCK
C: SECURED LOCK; KEY ONLY OPERATION

Anchorage Bowl

C17

AMCO Received 11/6/2018

AMCO Received 10/29/2018
AMCO Received 11/6/2018

Diagram #3

Anchorage Bowl, LLC,
Lic. No. 12,316

Building: Wood Structure

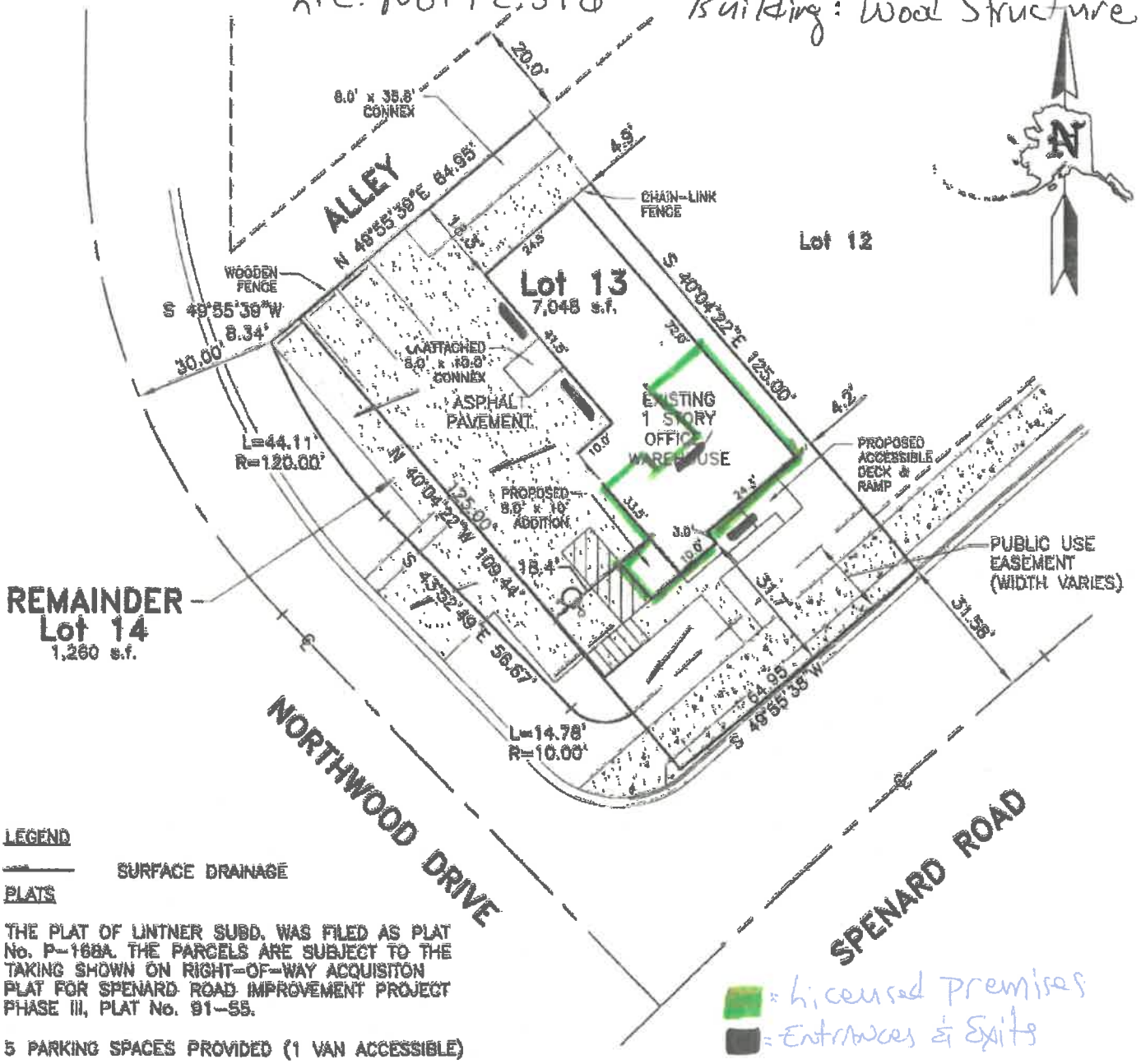

= licensed premises
= Entrances & Exits

LEGEND

SURFACE DRAINAGE

PLATS

THE PLAT OF LINTNER SUBD. WAS FILED AS PLAT No. P-168A. THE PARCELS ARE SUBJECT TO THE TAKING SHOWN ON RIGHT-OF-WAY ACQUISITON PLAT FOR SPENARD ROAD IMPROVEMENT PROJECT PHASE III, PLAT No. 91-55.

5 PARKING SPACES PROVIDED (1 VAN ACCESSIBLE)

PLOT PLAN X AS BUILT ___ SCALE 1" = 30' GRID SW 1728 Project No. 17-432/81

Lang & Associates, Inc.
Professional Land Surveyors
11500 Daryl Avenue, Anchorage, Alaska 99515-3049
(907) 522-6476 Phone
(907) 522-4625 Fax
ken@langsurvey.com
jonathan@langsurvey.com

I hereby certify that I have surveyed the following described property:
Lot 13 & Remainder Lot 14, LINTNER SUBDIVISION (see PLATS note)
Anchorage Recording District, Alaska, and that the improvements situated thereon are within the property lines and do not encroach onto the property adjacent thereto, that no improvements on the property lying adjacent thereto encroach on the surveyed premises and that there are no roadways, transmission lines or other visible easements on said property except as indicated hereon.

Dated this the 9th Day of November, 2017, at Anchorage, Alaska

STATE OF ALASKA 49TH
KENNETH G. LANG
11/9/17
LS-5202
REGISTERED PROFESSIONAL LAND SURVEYOR
AECC963

It is the responsibility of the owner to determine the existence of any easements, covenants, or restrictions which do not appear on the recorded subdivision plat.

Bing Maps - Directions trip plan | Official MapQuest - Maps, Driv | Search Driving Directions & Ma

com/maps

Home, Alcohol & M | MY ALASKA Marijuan | alaska list - Google | DUCK HUNTING AL | Corporations, Divis | justice web moa | VINELink | Music - YouTube - | Bank of America | C | wells | Rolex

AD = Licensed Premises

= Ingress & Egress

Directions | Traffic | My Places | More

Anchorage Bowl, LLC
Lic. No. 12316

DIAGRAM No 4

N

Commute | Schools

rtise | About our ads | Help | Feedback | Outings for Android | Itineraries

AMCO Received 11/6/2018
AMCO Received 10/29/2018

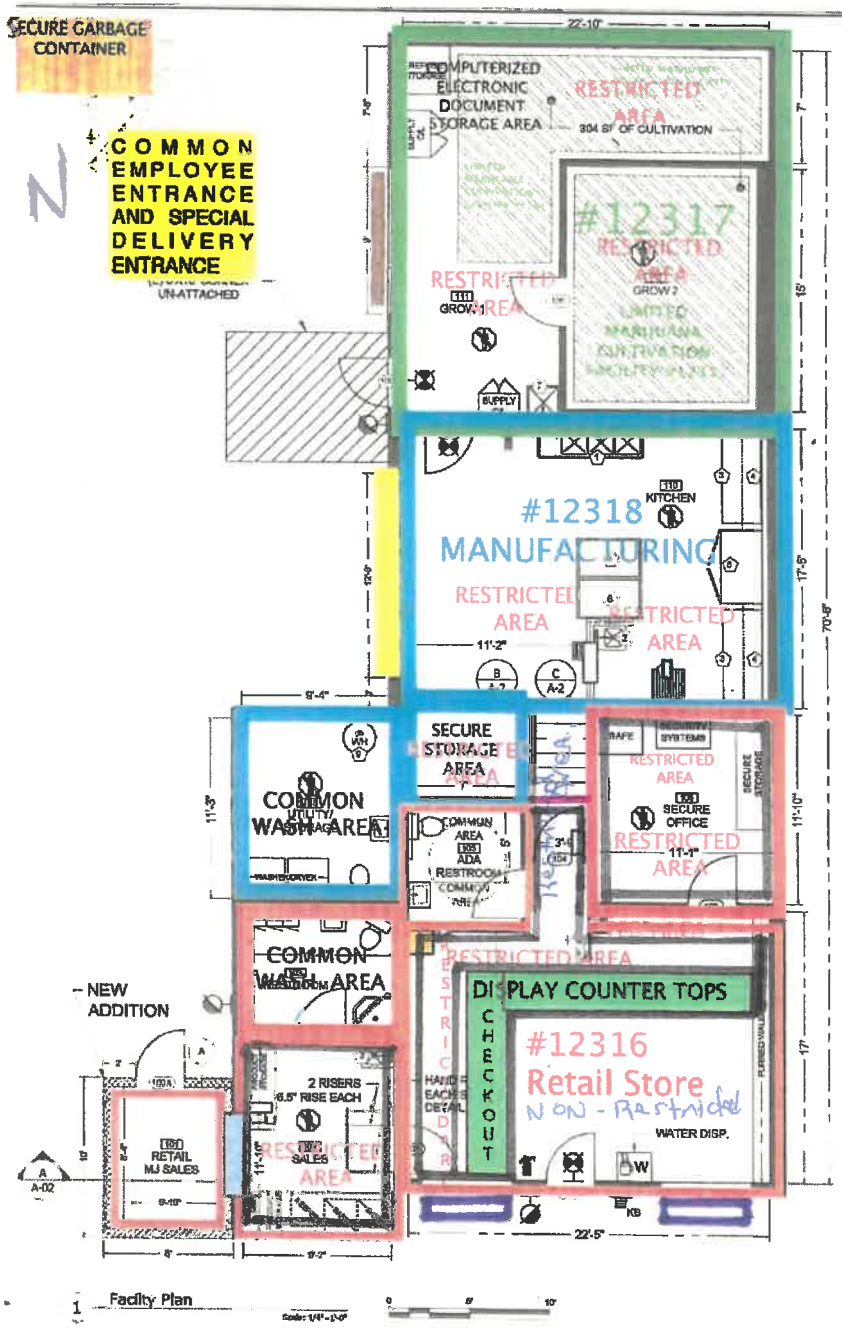

NOTE: USE HALF INDICATED SCALE FOR 11X17 DRAWINGS

DiAGRAM NO. 5
Lic. No. 12316
Anchorage Bowl, LLC.
Building: Wood Structure

Restricted Access Areas: (Includes counter tops & check out)

KEY – SYMBOL – LEGEND

#12317	LIM. MJ CULT. FACILITY #12317		HAND WASH STATION
#12318	MANUFACTURING #12318		CHECK OUT COUNTER
#12316	Retail Marijuana Store Facility #12316		1" THICK 36" X 36" LEXAN WINDOW
	Windows (covered)		12' OVERHEAD DOOR
			10' OVERHEAD DOOR

ROOM FINISH AND OCCUPANT LOAD

ROOM NUMBER	AREA (NET)	USE	OCCUPANT LOAD	WALL TYPE	CLG TYPE	WAINSCOT	FLOOR BASE	FLOOR SURFACE	EXITS / REQUIRED
101	68	RETAIL MJ SALES	2	GYP/P1	GYP/P1	N/A	RB1	SV	1 / 1
102	108	SALES	3.7	GYP/P1	GYP/P1	N/A	RB1	(E)	1 / 1
103	75	RESTROOM	N/A	GYP/P1	MR/P2	FRP	RB1	(E)	1 / 1
104	345	RETAIL	11	GYP/P1	GYP/P1	N/A	RB1	(E)	1 / 1
105	49	ADA RESTROOM	N/A	GYP/P1	MR/P2	FRP	RB1	(E)	1 / 1
106	181	OFFICE	1.2	GYP/P1	GYP/P1	N/A	RB1	(E)	1 / 1
107	62	CORRIDOR	1	GYP/P1	GYP/P1	N/A	RB1	(E)	1 / 1
108	105	UTILITY STORAGE	0.3	GYP/P1	GYP/P1	N/A	RB1	(E)	1 / 1
109	165	PACKAGING	1	GYP/P1	GYP/P1	N/A	RB1	(E)	1 / 1
110	380	KITCHEN	2	GYP/P1	GYP/P1	FRP	RB1	(E)	1 / 1
111	312	GROW 1	1	GYP/P1	MR/P2	N/A	RB1	(E)	1 / 1
112	177	GROW 2	0.8	GYP/P1	MR/P2	N/A	RB1	(E)	1 / 1
	1,759	TOTAL	23.8						

GYP: GYPSUM WALL BOARD
MR: MOISTURE RESISTANT GYPSUM
P1: LATEX ACRYLIC PAINT, TWO COATS PRIMER
P2: LATEX ACRYLIC BATHROOM PAINT, TWO COATS PRIMER
RB1: 4" RUBBER BASE, BURKE OR SIMILAR
FRP: FIBER REINFORCED PLASTIC PANEL
SV: SHEET VINYL

NOTE: FINISHES IN RETAIL AND KITCHEN AREAS TO BE SMOOTH, CLEANABLE AND NONABSORBENT SURFACES

DOOR SCHEDULE

DOOR NUMBER	SIZE	HOLLOW METAL	WOOD	ROOM	DOOR TYPE	FRAME MATERIAL	PANIC DOOR (YIN)	RATING (MIN.)	HARDWARE	GLASS	SPECIAL COMMENT
100A	36X80	1A		ARCTIC ENTRY	IM	IM	NO	0	E	N/A	1, 2, 5
100B	36X80	1A		RETAIL ENTRY	IM	IM	NO	0	E	N/A	1, 2, 5
100C	36X80	1A		REAR ENTRY	IM	IM	NO	0	E	N/A	1, 2, 5
101	36X80	1A		RETAIL	HM	HM	NO	0	C	N/A	1, 5
102	36X80	1A		ADA RESTROOM		WD	WD	NO	0	B	N/A	1
103	36X80	1A		OFFICE		SW	SW	NO	0	C	N/A	1, 5
104	36X80	1A		PACKAGING	HM	HM	NO	0	C	N/A	1, 2
105	36X80	1A		GROW		WD	WD	NO	0	L	N/A	2, 4
106	36X80	1A		GROW2		WD	WD	NO	0	L	N/A	2, 4

- UNLABELED DOORS ARE EXISTING TO REMAIN -

IM: INSULATING HOLLOW METAL
HM: HOLLOW METAL
FG: FIBERGLASS
IF: INSULATED FIBERGLASS
WD: SOLID CORE WOOD

1. DOOR CLOSER
2. WEATHERSTRIPPING
3. SMOKE GASKET
4. KICK PLATE
5. FLOOR BOLT

L: PASSAGE LATCH
E: ENTRY LOCK/LATCH
B: BATHROOM PRIVACY LOCK
C: SECURED LOCK KEY ONLY OPERATION

AMCO Received 10/25/2018
AMCO Received 11/6/2018

Drawn:
Date:
Time:

PROJECT TITLE: Anchorage Bowl
903 W. NORTHERN LTS. BLVD # 206

SHEET NO.
A
C17