Alcohol and Marijuana Control Office
550 W 7th Avenue, Suite 1600
Anchorage, AK 99501
marijuana.licensing@alaska.gov
https://www.commerce.alaska.gov/web/amco
Phone: 907.269.0350

Alaska Marijuana Control Board

Form MJ-02: Premises Diagram

What is this form?

A detailed diagram of the proposed licensed premises is required for all marijuana establishment license applications, per 3 AAC 306.020(b)(8). **All areas designated as the licensed premises of a single license must be contiguous.**

What must be submitted with this form?

Applicants must attach multiple diagrams to this form, including (as applicable):

- **Diagram 1:**
  a diagram showing only the licensed premises areas that will be ready to be **operational at the time of your preliminary inspection** and license issuance;

- **Diagram 2:**
  if different than Diagram 1, a diagram outlining **all areas for which the licensee has legal right of possession** (a valid lease or deed), and clearly showing those areas' relationship to the current proposed licensed premises *(details of any planned expansion areas do not need to be included; a complete copy of Form MJ-14: Licensed Premises Diagram Change must be submitted and approved before any planned expansion area may be added to the licensed premises);*

- **Diagram 3:**
  a **site plan or as-built of the entire lot**, showing all structures on the property and clearly indicating which area(s) will be part of the licensed premises;

- **Diagram 4:**
  an **aerial photo of the entire lot and surrounding lots**, showing a view of the entire property and surrounding properties, and clearly indicating which area(s) will be part of the licensed premises *(this can be obtained from sources like Google Earth)*; and

- **Diagram 5:**
  a diagram of the **entire building in which the licensed premises is located**, clearly distinguishing the licensed premises from unlicensed areas and/or premises of other licenses within the building. If your proposed licensed premises is located within a building or building complex that contains multiple business and/or tenants, please provide the addresses and/or suite numbers of the other businesses and/or tenants *(a separate diagram is not required for an establishment that is designating the entire building as a single licensed premises).*

This form, and all necessary diagrams that meet the requirements on Page 2 of this form, must be completed and submitted to AMCO's main office before any new or transfer license application will be considered complete.

Section 1 – Establishment Information

Enter information for the business seeking to be licensed, as identified on the license application.

Licensee:	ANCHORAGE BOWL, LLC.	**MJ License #:**	12318		
License Type:	MARIJUANA PRODUCT MANUFACTURING FACILITY				
Doing Business As:	ANCHORAGE BOWL, LLC.				
Premises Address:	4000 SPENARD ROAD				
City:	ANCHORAGE	**State:**	Alaska	**ZIP:**	99517

AMCO Received 11/19/2018

Section 2 – Required Information

For your security, do not include locations of security cameras, motion detectors, panic buttons, and other security devices.

The following details must be included in all diagrams:

- [x] License number and DBA
- [x] Legend or key
- [x] Color coding
- [x] Dimensions
- [x] Labels
- [x] True north arrow

The following additional details must be included in Diagram 1:

- [x] Surveillance room
- [x] Restricted access areas
- [x] Storage areas
- [x] Entrances, exits, and windows
- [x] Walls, partitions, and counters
- [x] Any other areas that must be labeled for specific license types

The following additional details must be included in Diagram 2:

- [x] Areas of ingress and egress
- [x] Entrances and exits
- [x] Walls and partitions

The following additional details must be included in Diagrams 3 and 4:

- [x] Areas of ingress and egress
- [x] Cross streets and points of reference

The following additional details must be included in Diagram 5:

- [x] Areas of ingress and egress
- [x] Entrances and exits
- [ ] Walls and partitions
- [x] Cross streets and points of reference

I declare under penalty of unsworn falsification that I have attached all necessary diagrams that meet the above requirements, and that this form, including all accompanying schedules, statements, and depictions is true, correct, and complete.

Signature of licensee

Shelton Landon

Printed name of licensee

LANCE C. WELLS NOTARY PUBLIC STATE OF ALASKA

Notary Public in and for the State of Alaska

My commission expires: 6/18/2019

Subscribed and sworn to before me this 5 day of July, 2018.

AMCO Received 11/19/2018

Anchorage Bowl, LLC.
Lic. No. 12318
Wood Structure: Building

Diagram #1

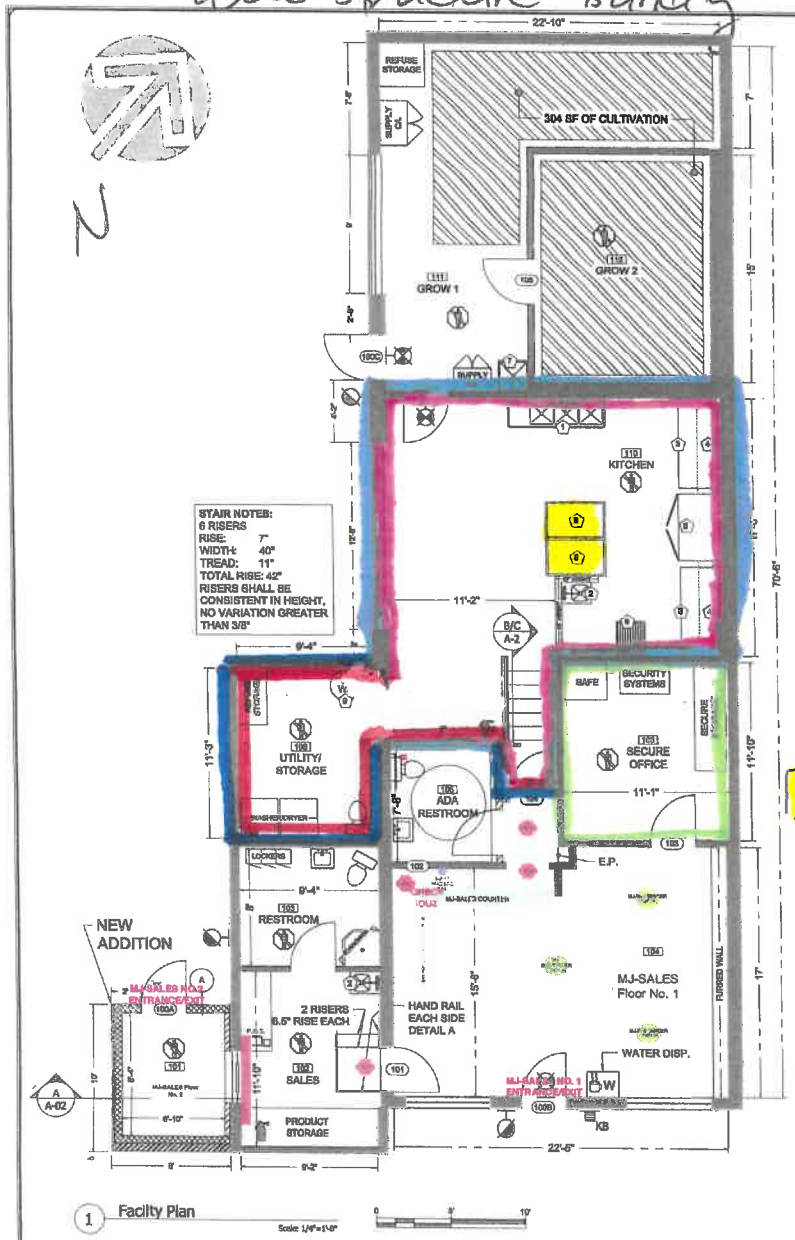

1 Facility Plan
Scale: 1/4"=1'-0"

NOTE: USE HALF INDICATED SCALE FOR 11X17 DRAWINGS

EQUIPMENT SCHEDULE

ITEM #	EQUIPMENT	DIMENSIONS W/D/H (INCHES)	MODEL #	QTY	NOTES
1	3 COMPARTMENT SINK	76-1/2 X 23-3/4 X 48-3/4	3C15X15-L-18X	1	
2	HAND SINK	15-3/4 X 15-1/4	ROY HS 15	2	PROVIDE SOAP DISP.
3	WORK TABLE	72 X 30 X 34-3/4	WT-3072GS	2	ON CASTERS
4	STORAGE SHELVES	TBD	N/A	2	SHALL BE SMOOTH CLEANABLE SURFACE
5	REFRIGERATOR	54 X 31 X 82	KGM-19	1	
6	DRYING RACK	23 X 23 X 61	WIN-HOLT SRC-SM/32	1	
7	UTILITY SINK	22-7/8 X 23-5/8 X 33-1/4	LDR 040 6000	1	
8	WORK TABLE	48 X 30 X 34-1/2	GR31-WT3048	2	ON CASTERS
9	WATER HEATER	W: 23-7/8" X D: 23-3/8"	WEG100C20048	1	19GAL/HOUR RECOVERY

- Licensed Premises
- Restricted Access Areas
- Surveillance Room Area

Product testing AREA

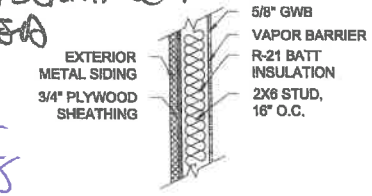

A New Exterior Wall
Scale: 1"=1'-0"

KEY - SYMBOL - LEGEND

- NEW INSULATED WALL
- EXISTING WALL
- NEW WALL
- ALLOCATED CULTIVATION AREA
- 102 ROOM, SEE SCHEDULE
- 102a DOOR, SEE SCHEDULE
- EXIT LIGHT
- EXTERIOR EXIT LIGHT
- FIRE EXTINGUISHER, 2A:10BC, MOUNT 48" AFF (MEASURED TO GRIP)
- RESTRICTED ACCESS AREA
- KB KNOX BOX, WALL MOUNT @ 66" AFG (IFC 506.1) EXISTING-CONFIRM KEYING
- S NEW FLOOR SINK

ROOM FINISH AND OCCUPANT LOAD

ROOM NUMBER	AREA (NET)	USE	OCCUPANT LOAD	WALL TYPE	CL'G TYPE	WAINSCOT	FLOOR BASE	FLOOR SURFACE	EXITS REQUIRED
101	56	ARCTIC ENTRY	2	GYP/P1	GYP/P1	N/A	RB1	SV	1 / 1
102	115	MJ-SALES Floor No. 2	8.7	GYP/P1	GYP/P1	N/A	RB1	(E)	1 / 1
103	75	RESTROOM	N/A	GYP/P1	MR/P2	FRP	RB1	(E)	1 / 1
104	345	MJ-SALES Floor No. 1	11	GYP/P1	GYP/P1	N/A	RB1	(E)	1 / 1
105	48	ADA RESTROOM	N/A	GYP/P1	MR/P2	FRP	RB1	(E)	1 / 1
106	131	OFFICE	1.3	GYP/P1	GYP/P1	N/A	RB1	(E)	1 / 1
107	82	CORRIDOR	1	GYP/P1	GYP/P1	N/A	RB1	(E)	1 / 1
108	105	UTILITY/ STORAGE	0.5	GYP/P1	GYP/P1	N/A	RB1	(E)	1 / 1
109	186	PACKAGING	1	GYP/P1	GYP/P1	N/A	RB1	(E)	1 / 1
110	260	KITCHEN	2	GYP/P1	GYP/P1	FRP	RB1	(E)	1 / 1
111	212	GROW 1	1	GYP/P1	MR/P2	N/A	RB1	(E)	1 / 1
112	177	GROW 2	0.5	GYP/P1	MR/P2	N/A	RB1	(E)	1 / 1
	1,788	TOTAL	23.8						

GYP: GYPSUM WALL BOARD
MR: MOISTURE RESISTANT GYPSUM
P1: LATEX ACRYLIC PAINT, TWO COATS PRIMER
P2: LATEX ACRYLIC BATHROOM PAINT, TWO COATS PRIMER
RB1: 4" RUBBER BASE, BURKE OR SIMILAR
FRP: FIBER REINFORCED PLASTIC PANEL
SV: SHEET VINYL

NOTE: FINISHES IN RETAIL AND KITCHEN AREAS TO BE SMOOTH, CLEANABLE AND NONABSORBENT SURFACES

DOOR SCHEDULE

DOOR NUMBER	SIZE	WINDOW/DOOR TYP	ROOM	DOOR TYPE	FRAME MATERIAL	FIRING DOOR (Y/N)	RATING (MIN.)	HARDWARE GROUP	GLASS	SPECIAL COMMENT
101A	36X80	1A	ARCTIC ENTRY	IM	IM	NO	0	E	N/A	1, 2, 5
102B	36X80	1A	RETAIL ENTRY	IM	IM	NO	0	E	N/A	1, 2, 5
102C	36X80	1A	REAR ENTRY	IM	IM	NO	0	E	N/A	1, 2, 5
111	36X80	1A	RETAIL	HM	HM	NO	0	C	N/A	1, 5
112	36X80	1A	ADA RESTROOM	WD	WD	NO	0	B	N/A	1
113	36X80	1A	OFFICE	SW	SW	NO	0	C	N/A	1, 5
114	36X80	1A	PACKAGING	HM	HM	NO	0	C	N/A	1, 2
115	36X80	1A	GROW	WD	WD	NO	0	L	N/A	3, 4
116	36X80	1A	GROW 2	WD	WD	NO	0	L	N/A	3, 4

- UNLABELED DOORS ARE EXISTING TO REMAIN -

IM: INSULATING HOLLOW METAL
HM: HOLLOW METAL
FG:FIBERGLASS
IF: INSULATED FIBERGLASS
WD: SOLID CORE WOOD

1. DOOR CLOSER
2. WEATHERSTRIPPING
3. SMOKE GASKET
4. KICK PLATE
5. FLOOR BOLT

L: PASSAGE LATCH
E: ENTRY LOCK/LATCH
B: BATHROOM PRIVACY LOCK
C: SECURED LOCK: KEY ONLY OPERATION

Determine
Determine DESIGN LLC AECL1613
903 W. NORTHERN LTS. BLVD # 206
ANCHORAGE, AK 99503
Office: (907)339-9100
chris@determinedesign.com

Copyright Determine Design LLC Inc. The indicated drawings and specifications are the property of Determine Design LLC Inc. and shall not be reproduced, used and reused without written consent from Determine Design LLC Inc.

Drawn: Chris Hayes
Date: 8/25/17
Time: 10:12 AM

STATE OF ALASKA
DANIEL R. COLP
14104
REGISTERED PROFESSIONAL ARCHITECT

PROJECT TITLE: Anchorage Bowl
prepared for: Shelton Landon
Sheet Title: Floor Plan
ADDRESS: 4000 Spenard Rd. Anchorage, AK 99517

SHEET NUMBER: A-1

C17-

AMCO Received 11/19/2018

Diagram #1 Cont'd

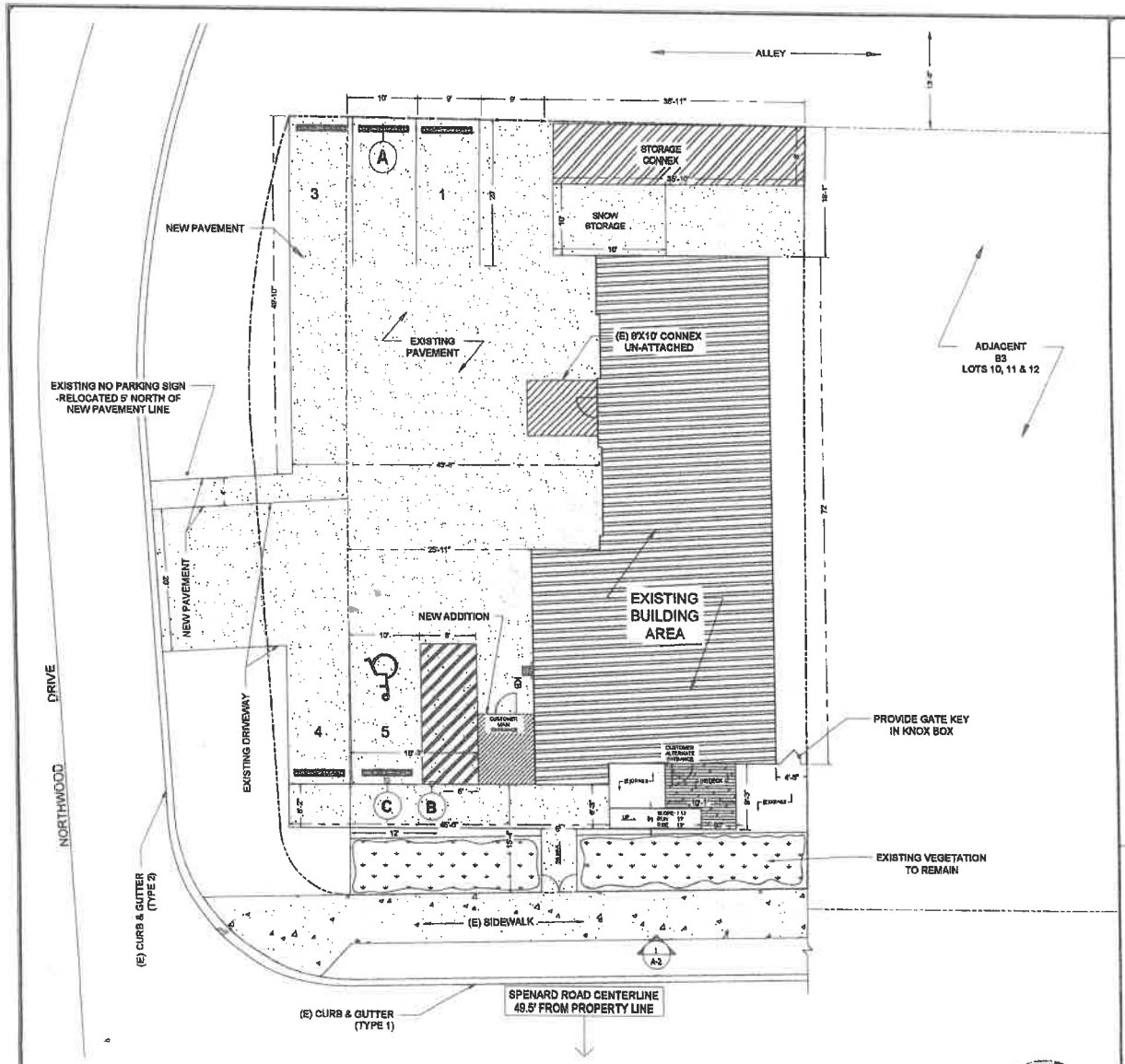

1 Parking Facility Layout, Circulation, & Design Plan
Scale: 1"=8'-0"

NOTE: USE HALF INDICATED SCALE FOR 11X17 DRAWINGS

TITLE 21 CODE REVIEW - DETAILS

PREVIOUS PARKING REQUIRED (21.07-4):

1,440 / N/A = 2
APARTMENT
528 / 1,000 = 0.53
WAREHOUSE
TOTAL REQUIRED: 3

CURRENT PARKING REQUIRED (21.07-4):

593 / 1,000 = 0.6
CULTIVATION
431 / 400 = 1.07
MANUFACTURE
755 / 350 = 2.16
RETAIL
337 / 350 = 0.96
OFFICE
TOTAL NOW REQUIRED = 4.8 (5)

4 PARKING SPACES PROVIDED ALONG WITH A 6' X 12' SPACE TO BE DEDICATED FOR BICYCLE PARKING FOR A MINIMUM OF 6 BICYCLES (21.07.090.F.22)

PARKING NOTES:

ALL PAVEMENT MARKING SHALL BE 4" WHITE UNLESS OTHERWISE NOTED

ACCESSIBLE SPACE & AISLE
MAX SLOPE = 2%(IN ALL DIRECTIONS)
PAINT CURB STOP & 4" STRIPES BLUE

PEDESTRIAN WALKWAY: PAVED ASPHALT
MAX SLOPE = 5% (2% CROSS-SLOPE)

GENERAL NOTES:

GENERAL CONTRACTOR SHALL PROVIDE HAUL ROUTE FOR FILL/EXCAVATION SHOULD THE QUANTITIES EXCEED 50 CUBIC YARDS.

ZONING:21.04-07

USE SPECIFIC STANDARDS:
21.05.055 (MARIJUANA ESTABLISHMENTS)

TRASH ENCLOSURE: N/A, REFUSE TO BE STORED INSIDE FACILITY & HAULED FOR DISPOSAL

LANDSCAPING: L1, ALONG SOUTH PROPERTY LINE ABUTTING SPENARD ROAD
PARKING LESS THAN 10 SPACES, NONE REQUIRED

SNOW STORAGE: 3,137 SF PAVED * 0.05
= 157 SF REQUIRED, 180 SF PROVIDED

AASHTO SITE TRIANGLE: N/A

STREET CLASSIFICATION:
SPENARD RD: MINOR ARTERIAL II

COVERAGE: N/A

OPEN SPACE: N/A, BUILDING AREA LESS THAN 5,000 SF

LANDSCAPE ARCHITECT REQUIRED: NO

TOTAL LANDSCAPING: EXISTING TREES TO REMAIN. NO ADDITIONAL LANDSCAPING REQUIRED PER NON-CONFORMING.

PEDESTRIAN CONNECTION TO ENTRANCE: PROVIDED, CONNECTING TO EXISTING SIDEWALK ON SPENARD ROAD

INCORPORATE 20" HEIGHT ADDRESS NUMBERS



A Curb Stop Detail - MOA MASS 30.09
Scale: 1/2"=1'-0"

B C

N

Determine
Determine DESIGN LLC AECL1613
903 W. NORTHERN LTS, BLVD # 206
ANCHORAGE, AK 99503
Office: (907)339-9100
chris@determinedesign.com

Copyright Determine Design LLC hold the exclusive right to reproduce, sell, and create derivative work of this Work (Work) Drawing

Drawn: Chris Hayes
Date: 11/14/17
Time: 4:50 PM

STATE OF ALASKA DANIEL H. CLIFT 14104 REGISTERED PROFESSIONAL ENGINEER

PROJECT TITLE: Anchorage Bowl
prepared for: Shelton Landon
Sheet Title: Site Design & Parking
ADDRESS: 4000 Spenard Rd. Anchorage, AK 99517

SHEET NUMBER: SD-1

C17-1706

AMCO Received 11/19/2018

Anchorage Bowl, LLC.
Lic. #12318
Wood structure B/dg.

DIAGRAM #2

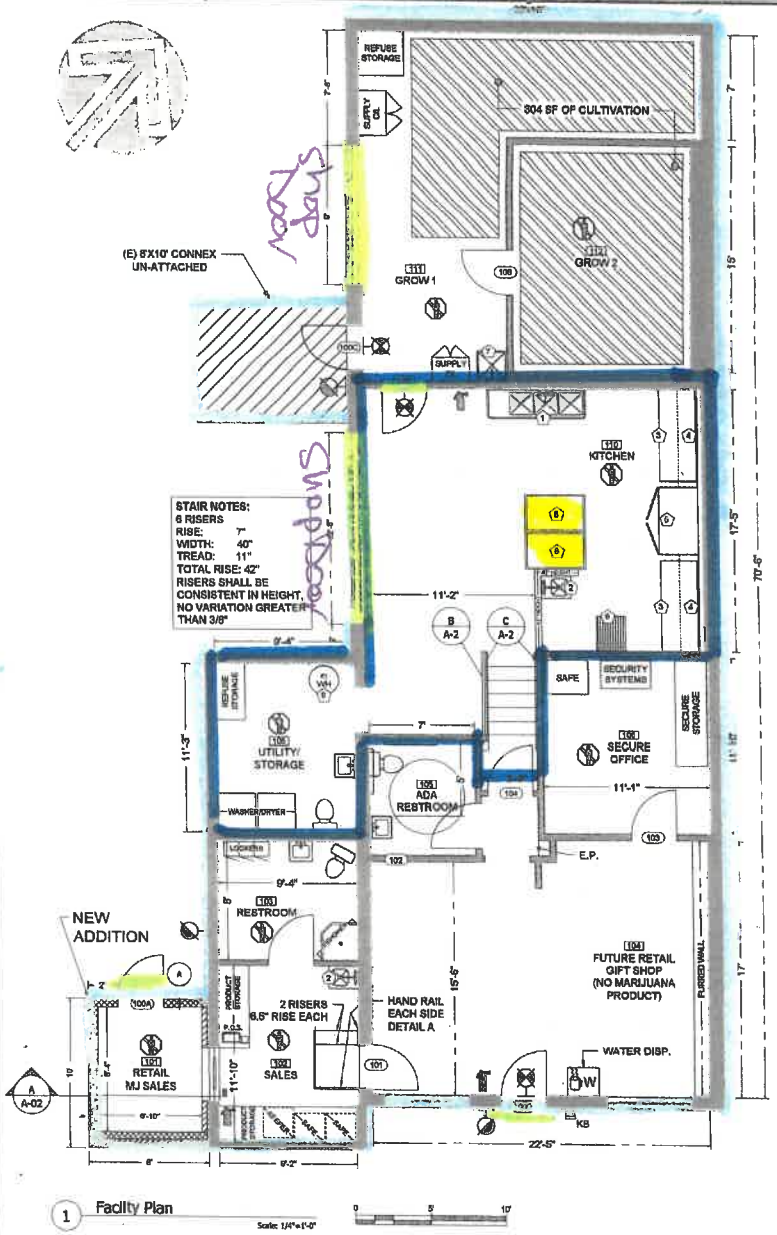

NOTE: USE HALF INDICATED SCALE FOR 11X17 DRAWINGS

EQUIPMENT SCHEDULE

ITEM #	EQUIPMENT	DIMENSIONS W/D/H (INCHES)	MODEL #	QTY	NOTES
1	3 COMPARTMENT SINK	78-1/2 X 23-3/4 X 48-3/4	3C16X18-L-16X	1	
2	HAND SINK	15-3/4 X 15-1/4	ROY HS 15	2	PROVIDE SOAP DISP
3	WORK TABLE	72 X 30 X 34-3/4	WT-3072GB	2	ON CASTERS
4	STORAGE SHELVES	TBD	N/A	2	SHALL BE SMOOTH CLEANABLE SURFACE
5	REFRIGERATOR	64 X 31 X 82	KGM-13	1	
6	DRYING RACK	23 X 28 X 61	WIN-HOLT SRC-5823Z	1	
7	UTILITY SINK	22-7/8 X 23-3/8 X 33-1/4	LDR 040 6000	1	
8	WORK TABLE	48 X 30 X 34-1/2	GR31-WT3048	2	ON CASTERS
9	WATER HEATER	W: 22-7/8" X D: 23-3/8"	WEC100C22N45	1	100 GALLON RECOVERY

= Licensed premises for Mfg. facility

= Product testing AREA

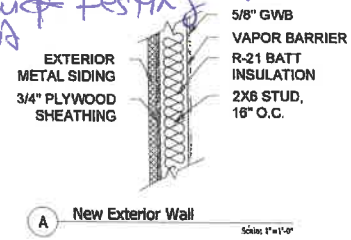

KEY - SYMBOL - LEGEND

- NEW INSULATED WALL
- EXISTING WALL
- NEW WALL
- ALLOCATED CULTIVATION AREA
- [102] ROOM, SEE SCHEDULE
- (102) DOOR, SEE SCHEDULE
- EXIT LIGHT
- EXTERIOR EXIT LIGHT
- FIRE EXTINGUISHER, 2A:10BC, MOUNT 45" AFF (MEASURED TO GRIP)
- RESTRICTED ACCESS AREA
- KB KNOX BOX, WALL MOUNT @ 66" AFG (IFC 506.1) EXISTING-CONFIRM KEYING
- NEW FLOOR SINK

ROOM FINISH AND OCCUPANT LOAD

ROOM NUMBER	AREA (NET)	USE	OCCUPANT LOAD	WALL TYPE	CLG TYPE	WAINSCOT	FLOOR BASE	FLOOR SURFACE	EXITS REQUIRED
101	56	RETAIL MJ SALES	2	GYP/P1	GYP/P1	N/A	RB1	SV	1/1
102	108	SALES	3.7	GYP/P1	GYP/P1	N/A	RB1	(E)	1/1
103	75	RESTROOM	N/A	GYP/P1	MR/P2	FRP	RB1	(E)	1/1
104	345	RETAIL	11	GYP/P1	GYP/P1	N/A	RB1	(E)	1/1
105	49	ADA RESTROOM	N/A	GYP/P1	MR/P2	FRP	RB1	(E)	1/1
106	121	OFFICE	1.3	GYP/P1	GYP/P1	N/A	RB1	(E)	1/1
107	92	CORRIDOR	1	GYP/P1	GYP/P1	N/A	RB1	(E)	1/1
108	108	UTILITY/ STORAGE	0.3	GYP/P1	GYP/P1	N/A	RB1	(E)	1/1
109	198	PACKAGING	1	GYP/P1	GYP/P1	N/A	RB1	(E)	1/1
110	320	KITCHEN	3	GYP/P1	GYP/P1	FRP	RB1	(E)	1/1
111	312	GROW 1	1	GYP/P1	MR/P2	N/A	RB1	(E)	1/1
112	177	GROW 2	0.6	GYP/P1	MR/P2	N/A	RB1	(E)	1/1
	1,719	TOTAL	23.9						

GYP: GYPSUM WALL BOARD
MR: MOISTURE RESISTANT GYPSUM
P1: LATEX ACRYLIC PAINT, TWO COATS PRIMER
P2: LATEX ACRYLIC BATHROOM PAINT, TWO COATS PRIMER
RB1: 4" RUBBER BASE, BURKE OR SIMILAR
FRP: FIBER REINFORCED PLASTIC PANEL
SV: SHEET VINYL

NOTE: FINISHES IN RETAIL AND KITCHEN AREAS TO BE SMOOTH, CLEANABLE AND NONABSORBENT SURFACES

DOOR SCHEDULE

DOOR NUMBER	SIZE	WINDOW/DOOR TYPE	ROOM	DOOR TYPE	FRAME MATERIAL	PANIC DOOR (Y/N)	RATING (MIN.)	HARDWARE GROUP	GLASS	SPECIAL COMMENT
100A	36X80	1A	ARCTIC ENTRY	IM	IM	NO	0	E	N/A	1, 2, 5
100B	36X80	1A	RETAIL ENTRY	IM	IM	ND	0	E	N/A	1, 2, 5
100C	36X80	1A	REAR ENTRY	IM	IM	NO	0	E	N/A	1, 2, 5
101	36X80	1A	RETAIL	HM	HM	NO	0	C	N/A	1, 5
102	36X80	1A	ADA RESTROOM	WD	WD	NO	0	B	N/A	1
103	36X80	1A	OFFICE	SW	SW	NO	0	C	N/A	1, 5
104	36X80	1A	PACKAGING	HM	HM	NO	0	C	N/A	1, 2
105	36X80	1A	GROW	WD	WD	NO	0	L	N/A	2, 4
106	36X80	1A	GROW 2	WD	WD	NO	0	L	N/A	2, 4

- UNLABELED DOORS ARE EXISTING TO REMAIN -

IM: INSULATING HOLLOW METAL
HM: HOLLOW METAL
FG:FIBERGLASS
IF: INSULATED FIBERGLASS
WD: SOLID CORE WOOD

1. DOOR CLOSER
2. WEATHERSTRIPPING
3. SMOKE GASKET
4. KICK PLATE
5. FLOOR BOLT

L: PASSAGE LATCH
E: ENTRY LOCK/LATCH
B: BATHROOM PRIVACY LOCK
C: SECURED LOCK; KEY ONLY OPERATION

Determine DESIGN LLC AECL1613
903 W. NORTHERN LTS, BLVD # 206
ANCHORAGE, AK 99503
Office: (907)339-9100
chris@determinedesign.com

Copyright: Determine Design LLC has the exclusive right to reproduce, and not release distribute and/or Sell/Share drawing

Drawn: Chris Hayes
Date: 11/14/17
Time: 4:50 PM

STATE OF ALASKA DANIEL HOLDT # 14104 REGISTERED PROFESSIONAL ARCHITECT

PROJECT TITLE: Anchorage Bowl
prepared for: Shelton Landon
Sheet Title: Floor Plan
ADDRESS: 4000 Spenard Rd. Anchorage, AK 99517

SHEET NUMBER: A-1

C17-1706

AMCO Received 11/19/2018

Entrances/Exits

- Land Bank & possession Building will have 3 licenses:

Northstar Bowl, LLC
Lic. No. 12318
Building: Wood Structure

Diagram #3

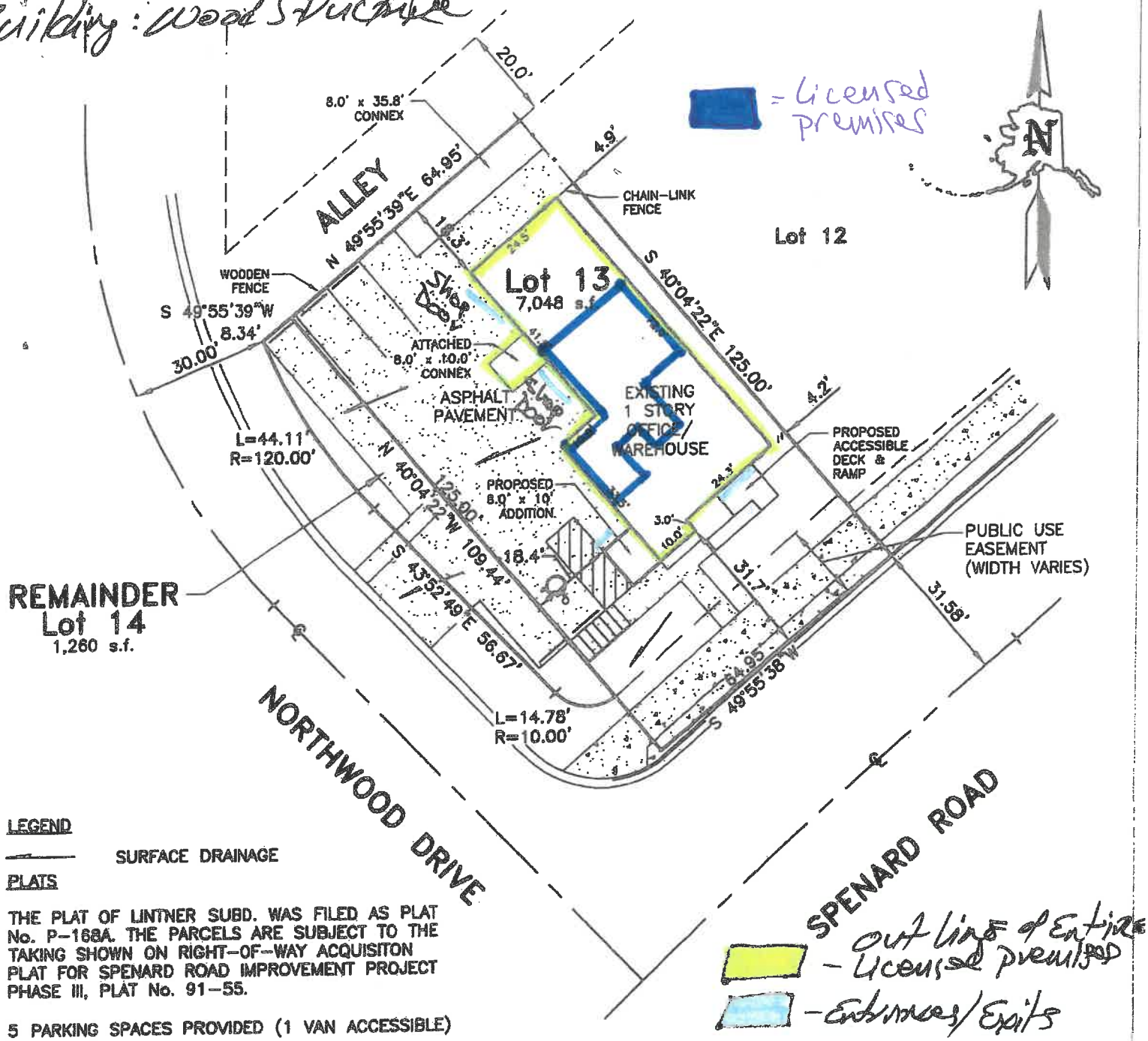

LEGEND

SURFACE DRAINAGE

PLATS

THE PLAT OF LINTNER SUBD. WAS FILED AS PLAT No. P-168A. THE PARCELS ARE SUBJECT TO THE TAKING SHOWN ON RIGHT-OF-WAY ACQUISITON PLAT FOR SPENARD ROAD IMPROVEMENT PROJECT PHASE III, PLAT No. 91-55.

5 PARKING SPACES PROVIDED (1 VAN ACCESSIBLE)

PLOT PLAN X AS BUILT ___ SCALE 1" = 30' GRID SW 1728 Project No. 17-432/B1

Lang & Associates, inc.
Professional Land Surveyors

11500 Daryl Avenue, Anchorage, Alaska 99515-3049
(907) 522-6476 Phone
(907) 522-4625 Fax
ken@langsurvey.com
jonathan@langsurvey.com

I hereby certify that I have surveyed the following described property:
Lot 13 & Remainder Lot 14, LINTNER SUBDIVISION (see PLATS note) Anchorage Recording District, Alaska, and that the improvements situated thereon are within the property lines and do not encroach onto the property adjacent thereto, that no improvements on the property lying adjacent thereto encroach on the surveyed premises and that there are no roadways, transmission lines or other visible easements on said property except as indicated hereon.

Dated this the 9th Day of November, 2017, at Anchorage, Alaska

STATE OF ALASKA
49TH
KENNETH G. LANG
11-9-17
LS-5202
REGISTERED PROFESSIONAL LAND SURVEYOR
AECC963

It is the responsibility of the owner to determine the existence of any easements, covenants, or restrictions which do not appear on the recorded subdivision plat.

AMCO Received 11/19/2018

Primitive Soul, LLC
Lic. No. 12318

Diagram #4

N

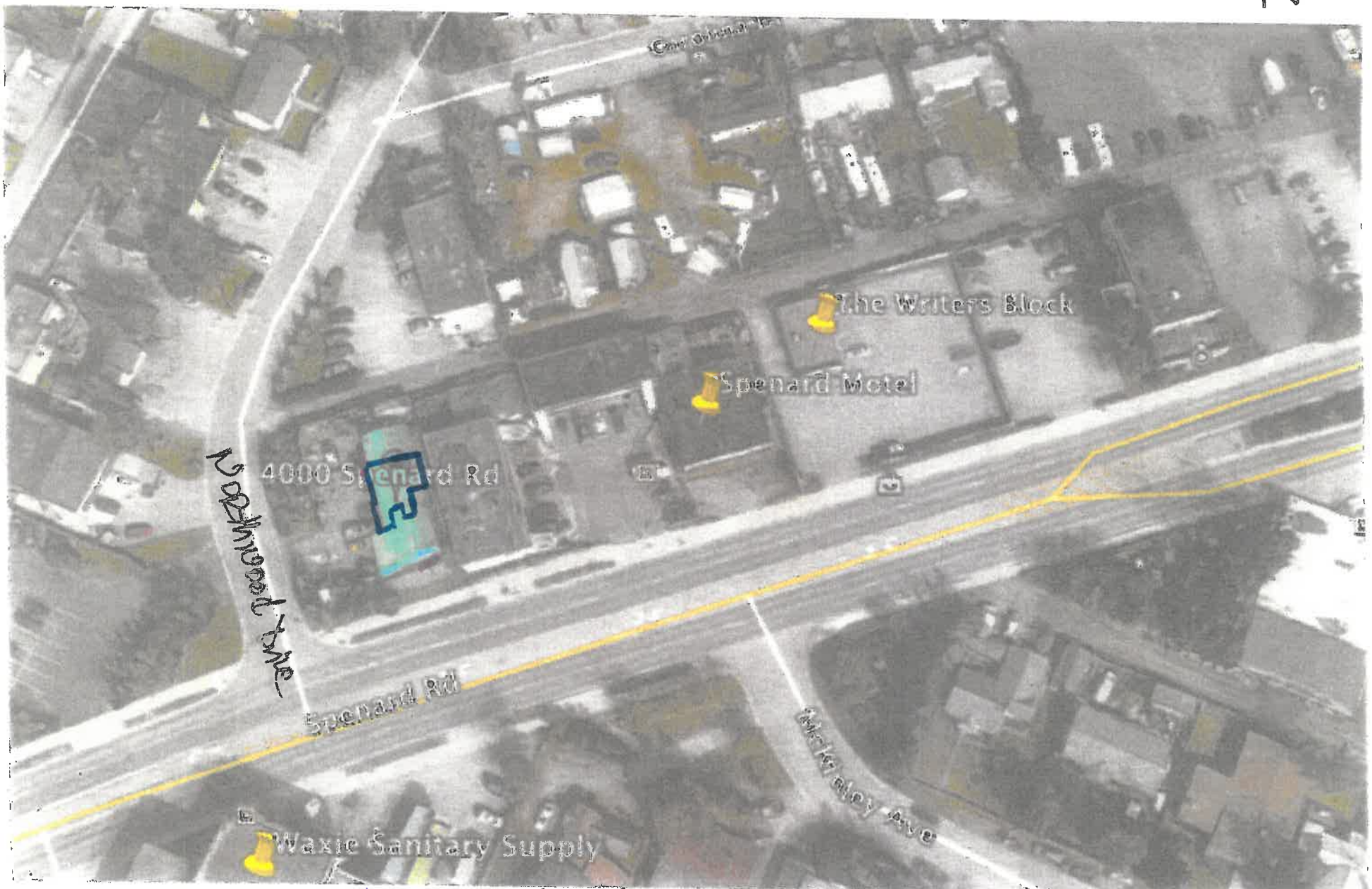

=Licensed Premises

-Entire Property is a licensed premises for AH 3 Licensed

-Ingress/Egress

AMCO Received 11/19/2018

Anchorage Bowl, LLC.
Lic. No. 12318
Wood Structure: Building

Diagram #5

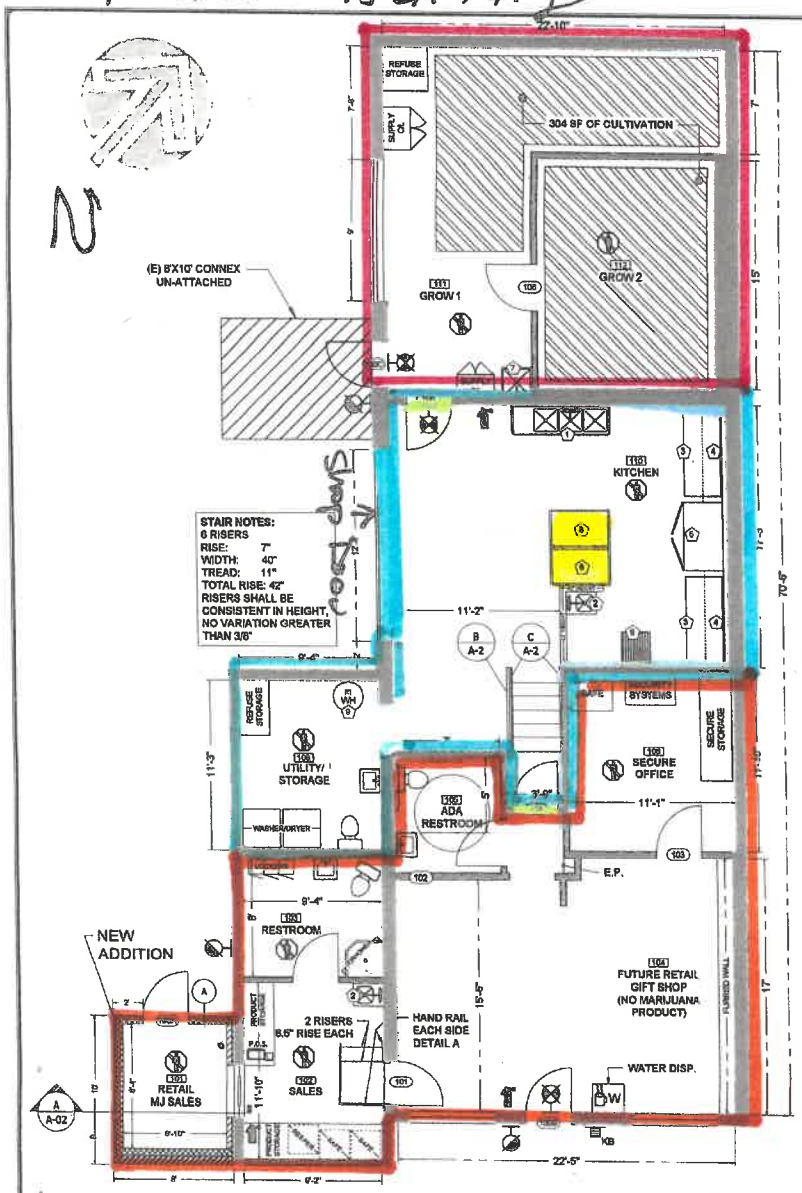

1 Facility Plan
Scale: 1/4"=1'-0"

NOTE: USE HALF INDICATED SCALE FOR 11X17 DRAWINGS

= licensed premises ltd. cultivation license #12317

EQUIPMENT SCHEDULE

ITEM #	EQUIPMENT	DIMENSIONS WIDTH (INCHES)	MODEL #	QTY	NOTES
1	3 COMPARTMENT SINK	76-1/2 X 23-3/4 X 46-3/4	3C18X18-L-18X	1	
2	HAND SINK	15-3/4 X 15-1/4	ROY HS 15	2	PROVIDE SOAP DISP.
3	WORK TABLE	72 X 30 X 34-3/4	WT-3072S/B	2	ON CASTERS
4	STORAGE SHELVES	TBD	N/A	2	SHALL BE SMOOTH CLEANABLE SURFACE
5	REFRIGERATOR	54 X 31 X 82	KG36-13	1	
6	DRYING RACK	23 X 26 X 61	WIN-HOLT SRC-58/52	1	
7	UTILITY SINK	22-7/8 X 23-3/8 X 33-1/4	LDR 040 6000	1	
8	WORK TABLE	48 X 30 X 34-1/2	GR31-WT3048	2	ON CASTERS
9	WATER HEATER	W. 23-7/8" X D. 23-3/8"	WEC100C220045	1	199GAL/HOUR RECOVERY

= Product testing AREA

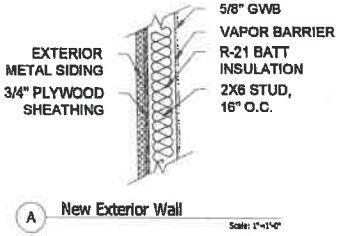

KEY - SYMBOL - LEGEND

- NEW INSULATED WALL
- EXISTING WALL
- NEW WALL
- ALLOCATED CULTIVATION AREA
- 102 ROOM, SEE SCHEDULE
- 102 DOOR, SEE SCHEDULE
- EXIT LIGHT
- EXTERIOR EXIT LIGHT
- FIRE EXTINGUISHER, 2A:10BC, MOUNT 48" AFF (MEASURED TO GRIP)
- RESTRICTED ACCESS AREA
- KB KNOX BOX, WALL MOUNT @ 66" AFG (IFC 506.1) EXISTING-CONFIRM KEYING
- S NEW FLOOR SINK

ROOM FINISH AND OCCUPANT LOAD

ROOM NUMBER	AREA (NET)	USE	OCCUPANT LOAD	WALL TYPE	CLG TYPE	WAINSCOT	FLOOR BASE	FLOOR SURFACE	EXITS REQUIRED
101	56	RETAIL MJ SALES	2	GYP/P1	GYP/P1	N/A	RB1	SV	1/1
102	108	SALES	2.7	GYP/P1	GYP/P1	N/A	RB1	(E)	1/1
103	75	RESTROOM	N/A	GYP/P1	MR/P2	FRP	RB1	(E)	1/1
104	343	RETAIL	11	GYP/P1	GYP/P1	N/A	RB1	(E)	1/1
105	49	ADA RESTROOM	N/A	GYP/P1	MR/P2	FRP	RB1	(E)	1/1
106	131	OFFICE	1.3	GYP/P1	GYP/P1	N/A	RB1	(E)	1/1
107	92	CORRIDOR	1	GYP/P1	GYP/P1	N/A	RB1	(E)	1/1
108	105	UTILITY/ STORAGE	0.5	GYP/P1	GYP/P1	N/A	RB1	(E)	1/1
109	100	PACKAGING	1	GYP/P1	GYP/P1	N/A	RB1	(E)	1/1
110	360	KITCHEN	2	GYP/P1	GYP/P1	FRP	RB1	(E)	1/1
111	312	GROW 1	1	GYP/P1	MR/P2	N/A	RB1	(E)	1/1
112	177	GROW 2	0.5	GYP/P1	MR/P2	N/A	RB1	(E)	1/1
	1,788	TOTAL	23.6						

GYP: GYPSUM WALL BOARD
MR: MOISTURE RESISTANT GYPSUM
P1: LATEX ACRYLIC PAINT, TWO COATS PRIMER
P2: LATEX ACRYLIC BATHROOM PAINT, TWO COATS PRIMER
RB1: 4" RUBBER BASE, BURKE OR SIMILAR
FRP: FIBER REINFORCED PLASTIC PANEL
SV: SHEET VINYL

NOTE: FINISHES IN RETAIL AND KITCHEN AREAS TO BE SMOOTH, CLEANABLE AND NONABSORBENT SURFACES

DOOR SCHEDULE

DOOR NUMBER	SIZE	WINDOW/DOOR TYP	ROOM	DOOR TYPE	FRAME MATERIAL	PANIC DOOR (Y/N)	RATING (MIN.)	HARDWARE GROUP	GLASS	SPECIAL COMMENT
100A	36X80	1A	ARCTIC ENTRY	IM	IM	NO	0	E	N/A	1, 2, 5
100B	36X80	1A	RETAIL ENTRY	IM	IM	NO	0	E	N/A	1, 2, 5
100C	36X80	1A	REAR ENTRY	IM	IM	NO	0	E	N/A	1, 2, 5
101	36X80	1A	RETAIL	HM	HM	NO	0	C	N/A	1, 5
102	36X80	1A	ADA RESTROOM	WD	WD	NO	0	B	N/A	1
103	36X80	1A	OFFICE	SW	SW	ND	0	C	N/A	1, 5
104	36X80	1A	PACKAGING	HM	HM	NO	0	C	N/A	1, 2
105	36X80	1A	GROW	WD	WD	ND	0	L	N/A	2, 4
106	36X80	1A	GROW 2	WD	WD	ND	0	L	N/A	2, 4

- UNLABELED DOORS ARE EXISTING TO REMAIN -

IM: INSULATING HOLLOW METAL
HM: HOLLOW METAL
FG: FIBERGLASS
IF: INSULATED FIBERGLASS
WD: SOLID CORE WOOD

1. DOOR CLOSER
2. WEATHERSTRIPPING
3. SMOKE GASKET
4. KICK PLATE
5. FLOOR BOLT

L: PASSAGE LATCH
E: ENTRY LOCK/LATCH
B: BATHROOM PRIVACY LOCK
C: SECURED LOCK; KEY ONLY OPERATION

Determine
Determine DESIGN LLC AECL1613
903 W. NORTHERN LTS. BLVD # 206
ANCHORAGE, AK 99503
Office: (907)339-9100
chris@determinedesign.com

Copyright: Determine Design LLC is as the architect right to ownership, and shall cannot authorship in the design, drawing

Drawn: Chris Hayes
Date: 11/14/17
Time: 4:50 PM

STATE OF ALASKA
DANIEL MCCUE
14104
REGISTERED PROFESSIONAL ARCHITECT

PROJECT TITLE: Anchorage Bowl
prepared for: Shelton Landon
Sheet Title: Floor Plan
ADDRESS: 4000 Spenard Rd. Anchorage, AK 99517

SHEET NUMBER: A-1

C17-1706

AMCO Received 11/19/2018

= licensed premises Marijuana Retail Store license NO. 12316

- Marijuana product Mfg. Facility licensed Premise License NO. 12318.

- Entrance/Exits : no windows