Alcohol and Marijuana Control Office
550 W 7th Avenue, Suite 1600
Anchorage, AK 99501
marijuana.licensing@alaska.gov
https://www.commerce.alaska.gov/web/amco
Phone: 907.269.0350

Alaska Marijuana Control Board

Form MJ-02: Premises Diagram

What is this form?

A detailed diagram of the proposed licensed premises is required for all marijuana establishment license applications, per 3 AAC 306.020(b)(8). **All areas designated as the licensed premises of a single license must be contiguous.**

What must be submitted with this form?

Applicants must attach multiple diagrams to this form, including (as applicable):

- **Diagram 1:**
  a diagram showing only the licensed premises areas that will be ready to be **operational at the time of your preliminary inspection** and license issuance;

- **Diagram 2:**
  if different than Diagram 1, a diagram outlining **all areas for which the licensee has legal right of possession** (a valid lease or deed), and clearly showing those areas' relationship to the current proposed licensed premises *(details of any planned expansion areas do not need to be included; a complete copy of Form MJ-14: Licensed Premises Diagram Change must be submitted and approved before any planned expansion area may be added to the licensed premises);*

- **Diagram 3:**
  a **site plan or as-built of the entire lot**, showing all structures on the property and clearly indicating which area(s) will be part of the licensed premises;

- **Diagram 4:**
  an **aerial photo of the entire lot and surrounding lots**, showing a view of the entire property and surrounding properties, and clearly indicating which area(s) will be part of the licensed premises *(this can be obtained from sources like Google Earth)*; and

- **Diagram 5:**
  a diagram of the **entire building in which the licensed premises is located**, clearly distinguishing the licensed premises from unlicensed areas and/or premises of other licenses within the building. If your proposed licensed premises is located within a building or building complex that contains multiple business and/or tenants, please provide the addresses and/or suite numbers of the other businesses and/or tenants *(a separate diagram is not required for an establishment that is designating the entire building as a single licensed premises)*.

This form, and all necessary diagrams that meet the requirements on Page 2 of this form, must be completed and submitted to AMCO's main office before any new or transfer license application will be considered complete.

Section 1 – Establishment Information

Enter information for the business seeking to be licensed, as identified on the license application.

Licensee:	The Happy Farmer, LLC.	**MJ License #:**		17961	
License Type:	Retail Marijuana Store				
Doing Business As:	Releaf				
Premises Address:	910 W. International Airport Blvd.				
City:	Anchorage	**State:**	Alaska	**ZIP:**	99518

Received by AMCO 1/27/19

Alaska Marijuana Control Board

Form MJ-02: Premises Diagram

Section 2 – Required Information

For your security, do not include locations of security cameras, motion detectors, panic buttons, and other security devices.

The following details must be included in all diagrams:

- [x] License number and DBA
- [x] Legend or key
- [x] Color coding
- [x] Dimensions
- [x] Labels
- [x] True north arrow

The following additional details must be included in Diagram 1:

- [x] Surveillance room
- [x] Restricted access areas
- [x] Storage areas
- [x] Entrances, exits, and windows
- [x] Walls, partitions, and counters
- [x] Any other areas that must be labeled for specific license types

The following additional details must be included in Diagram 2:

- [x] Areas of ingress and egress
- [x] Entrances and exits
- [x] Walls and partitions

The following additional details must be included in Diagrams 3 and 4:

- [x] Areas of ingress and egress
- [x] Cross streets and points of reference

The following additional details must be included in Diagram 5:

- [x] Areas of ingress and egress
- [x] Entrances and exits
- [x] Walls and partitions
- [x] Cross streets and points of reference

I declare under penalty of unsworn falsification that I have attached all necessary diagrams that meet the above requirements, and that this form, including all accompanying schedules, statements, and depictions is true, correct, and complete.

Signature of licensee

Lori Brandt

Printed name of licensee

LANCE C. WELLS NOTARY PUBLIC STATE OF ALASKA

Notary Public in and for the State of Alaska

My commission expires: 6/18/19

Subscribed and sworn to before me this 26th day of Oct, 2018.

Received by AMCO 1/27/19

The Happy Farmer, LLC Diag. #1
DBA Releaf

Room Schedule

#	Area	Name	Occ	Wall Finish	Ceiling Finish	Base Finish	Floor Finish	Comments
101	101 SF	ENTRY	1.7	GYP/P1	AC	RB1	(E)	
102	473 SF	MJ RETAIL	7.9	GYP/P1	AC	RB1	(E)	
103	783 SF	RETAIL	13.2	GYP/P1	AC	RB1	(E)	
104	104 SF	COFFEE BAR	1	(E)	(E)	(E)	(E)	
105	101 SF	OFFICE	1	GYP/P1	(E)	(E)	(E)	
106	135 SF	CONSULT 1	1.4	GYP/P1	(E)	(E)	(E)	
107	137 SF	CONSULT 2	1.4	GYP/P1	(E)	(E)	(E)	
109	266 SF	CORRIDOR	N/A	GYP/P1	N/A	RB1	(E)	NO LID
110	74 SF	MECH.	0.2	GYP/P1	N/A	N/A	(E)	NO LID
111	71 SF	SAFE	0.7	GYP/P1	GYP/P1	RB1	(E)	8'-0" CEILING
112	406 SF	GROW 1	1.4	MR/P1	MR/P1	RB1	(E)	FULL HEIGHT CEILING
113	61 SF	GROW 2	0.2	MR/P1	MR/P1	RB1	(E)	FULL HEIGHT CEILING
114	23 SF	GROW 3	0.1	MR/P1	MR/P1	RB1	(E)	FULL HEIGHT CEILING
115	132 SF	MANUFACTURING	0.5	MR/P1	MR/P1	RB1	(E)	8'-0" CEILING
116	713 SF	WORK AREA	2.4	MR/P1	N/A	RB1	(E)	NO LID
117	41 SF	ADA	N/A	MR/P1	MR/P1	RB1	(E)	8'-0" CEILING
118	49 SF	REAR ENTRY	0.2	MR/P1	MR/P1	RB1	(E)	8'-0" CEILING

ROOM SCHEDULE LEGEND

GYP: 1/2" GYPSUM WALL BOARD
MR: MOISTURE / MILDEW RESISTANT GYP, TYPE X
P1: LATEX ACRYLIC PAINT, ANTI-MICROBIAL, COLOR: TBD
RB1: 4" (MIN) RUBBER COVE BASE
AC: ACOUSTIC CEILING TILE
(E): EXISTING TO REMAIN

Door Schedule

Door #	Room	Width x Height	Door Material	Frame Material	Hardware Group	Comments
01	ENTRY	72"x84"	(E)	(E)	(E)P	(1, 2) CONFIRM EXISITNG LOCK HARDWARE
02	MJ RETAIL	36"x80"	WD	WD	L	
03	CBD RETAIL	36"x80"	WD	WD	L	
04	RETAIL PASS-THRU	36"x80"	WD	WD	KC	KEY CARD BOTH SIDES, EMPLOYEE ONLY OPERATION
05	CONSULT 1	36"x80"	(E)	(E)	L	
06	CONSULT 2	36"x80"	(E)	(E)	L	
09	OFFICE	30"x80"	(E)	(E)	C	
10	OFFICE	30"x80"	(E)	(E)	C	
11	MECH.	30"x80"	WD	WD	L	PROVIDE LAVOUR VENT IN DOOR PANEL
12	GROW 1	60"x80"	HM	HM	KC	KEY CARD CORRIDOR SIDE ONLY, DOUBLE LEAF, HINGED
13	SAFE	36"x80"	HM	HM	KC	KEY CARD CORRIDOR SIDE ONLY, SECURE DOOR
14	MANUFACTURING	36"x80"			KC	KEY CARD CORRIDOR SIDE ONLY
15	GROW 2	96"x96"			N/A	
16	GROW 2	96"x96"			N/A	
17	GROW 3	96"x96"			N/A	
18	RESTROOM	36"x80"	(E)	(E)	(E)B	
19	REAR ENTRY	36"x80"			L	(1, 2)
20	REAR ENTRY	36"x84"			E	(1, 2)
21	WORK AREA	120"x144"			N/A	EXISTING OVERHEAD DOOR

DOOR NOTE: CONFIRM EXISTING HARDWARE, REPLACE WHERE NECESSARY

DOOR SCHEDULE LEGEND

IHM: INSULATED HOLLOW METAL
HM: HOLLOW METAL
WD: SOLID CORE WOOD
HW: HOLLOW CORE WOOD
(E): EXISTING TO REMAIN

1: DOOR CLOSER
2: WEATHERSTRIPPING

DOOR HARDWARE SCHEDULE LEGEND

L: PASSAGE LATCH, NO LOCK OPTION
E: ENTRY LATCH, COMMERCIAL LOCK
B: PRIVACY LATCH
C: KEYED LATCH, KEY ONLY OPERATION
P: PUSH / PULL

Window Schedule

#	Width x Height	Sill	Qty.	Comments
01	72" x 48"	42"	2	SINGLE PANE, FIXED

(E): EXISTING TO REMAIN

Lic. #17961
Building made of concrete block

KEY - SYMBOL - LEGEND

- EXISTING WALL
- NEW INTERIOR WALL
- FIRE EXTINGUISHER, 2A:10BC, MOUNT 48" AFF (MEASURED TO GRIP)
- EXIT SIGN
- EMERGENCY LIGHT, 90 MINUTE BATTERY
- SPRINKLER RISER PIPE

= Licensed Premises Retail Store
= Safe
= Counters
= Windows
= Main Entrance
= Hand wash sink
= Restricted Access Areas

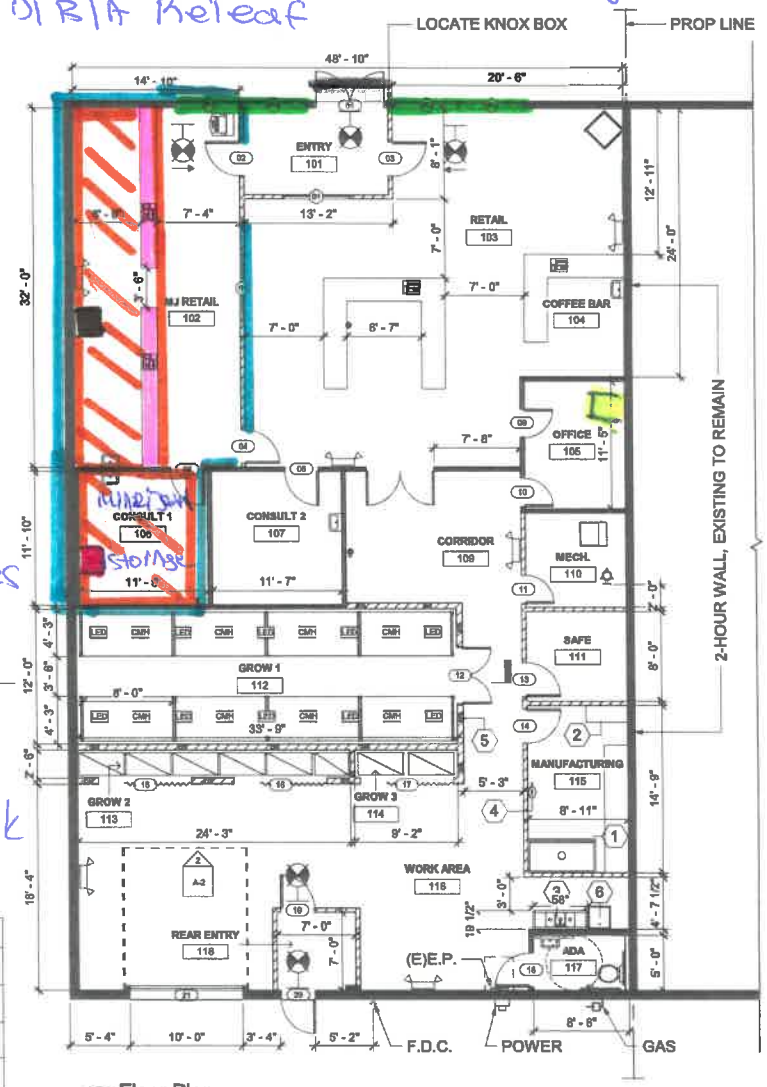

1 Floor Plan
3/16" = 1'-0"

SHEET NOTES

1. MANUFACTURING EXHAUST HOOD, SEE MECHANICAL
2. FLAMMABLE MATERIAL CABINETS, UL 1275 LISTED OR APPROVED EQUAL (H-1563S-R)
3. 3-COMPARTMENT SINK, MODEL: K7-C5-21-EC
4. EMERGENCY EYE WASH STATION
5. HOSE BIBB
6. SERVICE SINK

= Surveillance Equipment

NOTE: USE HALF INDICATED SCALE FOR 11X17 DRAWINGS

180604

Determine DESIGN

Determine DESIGN LLC AECL1613
903 W. NORTHERN LTS. BLVD # 206
ANCHORAGE, AK 99503
Office: (907) 338-1000
info@determinedesign.com

Copyright: Determine Design LLC. Reproduction and design right to signature, and all other rights reserved. Reflective works from these drawings.

Sheet Issue Date: 9/20/2018 9:1[illegible] AM
Drawn by: Chris Hayes

STATE OF ALASKA
DANIEL W. CLIFT
14104
PROFESSIONAL ENGINEER

Project Title: ReLeaf Alaska
Prepared for: Lori Brandt
Sheet Title: Floor Plan
Address: 910 W International Airport Rd Anchorage, Alaska

A-1

C18-_____

Received by AMCO 1/27/19

The Happy Farmer, LLC
D/B/A: Releaf
Lic # 17961

Diagram #1, Cont'd.
Building made of cement block

Room Schedule

#	Area	Name	Occ	Wall Finish	Ceiling Finish	Base Finish	Floor Finish	Comments
101	101 SF	ENTRY	1.7	GYP/P1	AC	RB1	(E)	
102	473 SF	MJ RETAIL	7.9	GYP/P1	AC	RB1	(E)	
103	793 SF	RETAIL	13.2	GYP/P1	AC	RB1	(E)	
104	104 SF	COFFEE BAR	1	(E)	(E)	(E)	(E)	
105	101 SF	OFFICE	1	GYP/P1	(E)	(E)	(E)	
106	135 SF	CONSULT 1	1.4	GYP/P1	(E)	(E)	(E)	
107	137 SF	CONSULT 2	1.4	GYP/P1	(E)	(E)	(E)	
109	266 SF	CORRIDOR	N/A	GYP/P1	N/A	RB1	(E)	NO LID
110	74 SF	MECH.	0.2	GYP/P1	N/A	N/A	(E)	NO LID
111	71 SF	SAFE	0.7	GYP/P1	GYP/P1	RB1	(E)	6'-0" CEILING
112	406 SF	GROW 1	1.4	MR/P1	MR/P1	RB1	(E)	FULL HEIGHT CEILING
113	61 SF	GROW 2	0.2	MR/P1	MR/P1	RB1	(E)	FULL HEIGHT CEILING
114	23 SF	GROW 3	0.1	MR/P1	MR/P1	RB1	(E)	FULL HEIGHT CEILING
115	132 SF	MANUFACTURING	0.6	MR/P1	MR/P1	RB1	(E)	6'-0" CEILING
116	713 SF	WORK AREA	2.4	MR/P1	N/A	RB1	(E)	NO LID
117	41 SF	ADA	N/A	MR/P1	MR/P1	RB1	(E)	6'-0" CEILING
118	40 SF	REAR ENTRY	0.2	MR/P1	MR/P1	RB1	(E)	6'-0" CEILING

ROOM SCHEDULE LEGEND

GYP: 1/2" GYPSUM WALL BOARD
MR: MOISTURE / MILDEW RESISTANT GYP, TYPE X
P1: LATEX ACRYLIC PAINT, ANTI-MICROBIAL, COLOR: TBD
RB1: 4" (MIN) RUBBER COVE BASE
AC: ACOUSTIC CEILING TILE
(E): EXISTING TO REMAIN

Door Schedule

Door #	Room	Width x Height	Door Material	Frame Material	Hardware Group	Comments
01	ENTRY	72"x84"	(E)	(E)	(E)P	(1, 2) CONFIRM EXISITNG LOCK HARDWARE
02	MJ RETAIL	36"x80"	WD	WD	L	
03	CBD RETAIL	36"x80"	WD	WD	L	
04	RETAIL PASS-THRU	36"x80"	WD	WD	KC	KEY CARD BOTH SIDES, EMPLOYEE ONLY OPERATION
05	CONSULT 1	36"x80"	(E)	(E)	L	
06	CONSULT 2	36"x80"	(E)	(E)	L	
09	OFFICE	30"x80"	(E)	(E)	C	
10	OFFICE	30"x80"	(E)	(E)	C	
11	MECH.	30"x80"	WD	WD	L	PROVIDE LAVOUR VENT IN DOOR PANEL
12	GROW 1	60"x80"	HM	HM	KC	KEY CARD CORRIDOR SIDE ONLY, DOUBLE LEAF, HINGED
13	SAFE	36"x80"	HM	HM	KC	KEY CARD CORRIDOR SIDE ONLY, SECURE DOOR
14	MANUFACTURING	36"x80"			KC	KEY CARD CORRIDOR SIDE ONLY
15	GROW 2	96"x96"			N/A	
16	GROW 2	96"x96"			N/A	
17	GROW 3	96"x96"			N/A	
18	RESTROOM	36"x80"	(E)	(E)	(E)B	
19	REAR ENTRY	36"x80"			L	(1, 2)
20	REAR ENTRY	36"x84"			E	(1, 2)
21	WORK AREA	120"x144"			N/A	EXISTING OVERHEAD DOOR

DOOR NOTE: CONFIRM EXISTING HARDWARE, REPLACE WHERE NECESSARY

DOOR SCHEDULE LEGEND

IHM: INSULATED HOLLOW METAL
HM: HOLLOW METAL
WD: SOLID CORE WOOD
HW: HOLLOW CORE WOOD
(E): EXISTING TO REMAIN

1: DOOR CLOSER
2: WEATHERSTRIPPING

DOOR HARDWARE SCHEDULE LEGEND

L: PASSAGE LATCH, NO LOCK OPTION
E: ENTRY LATCH, COMMERCIAL LOCK
B: PRIVACY LATCH
C: KEYED LATCH, KEY ONLY OPERATION
P: PUSH / PULL

Window Schedule

#	Width x Height	Sill	Qty.	Comments
01	72" x 48"	42"	2	SINGLE PANE, FIXED

(E): EXISTING TO REMAIN

Releaf Alaska
- CBD Business
- Ltd cultivation
- Future MFG.

KEY - SYMBOL - LEGEND

- EXISTING WALL
- NEW INTERIOR WALL
- FIRE EXTINGUISHER, 2A:10BC, MOUNT 48" AFF (MEASURED TO GRIP)
- EXIT SIGN
- EMERGENCY LIGHT, 90 MINUTE BATTERY
- SPRINKLER RISER PIPE

- windows
- Retail Licensed Premises
- SAFE
- Surveillance Equipment
- Hand wash Sink
- Restricted Area
- Restroom

SHEET NOTES

1. MANUFACTURING EXHAUST HOOD, SEE MECHANICAL
2. FLAMMABLE MATERIAL CABINETS, UL 1275 LISTED OR APPROVED EQUAL (H-1563S-R)
3. 3-COMPARTMENT SINK, MODEL: K7-CS-21-EC
4. EMERGENCY EYE WASH STATION
5. HOSE BIBB
6. SERVICE SINK

- Entrances / Exits Ingress / Egress

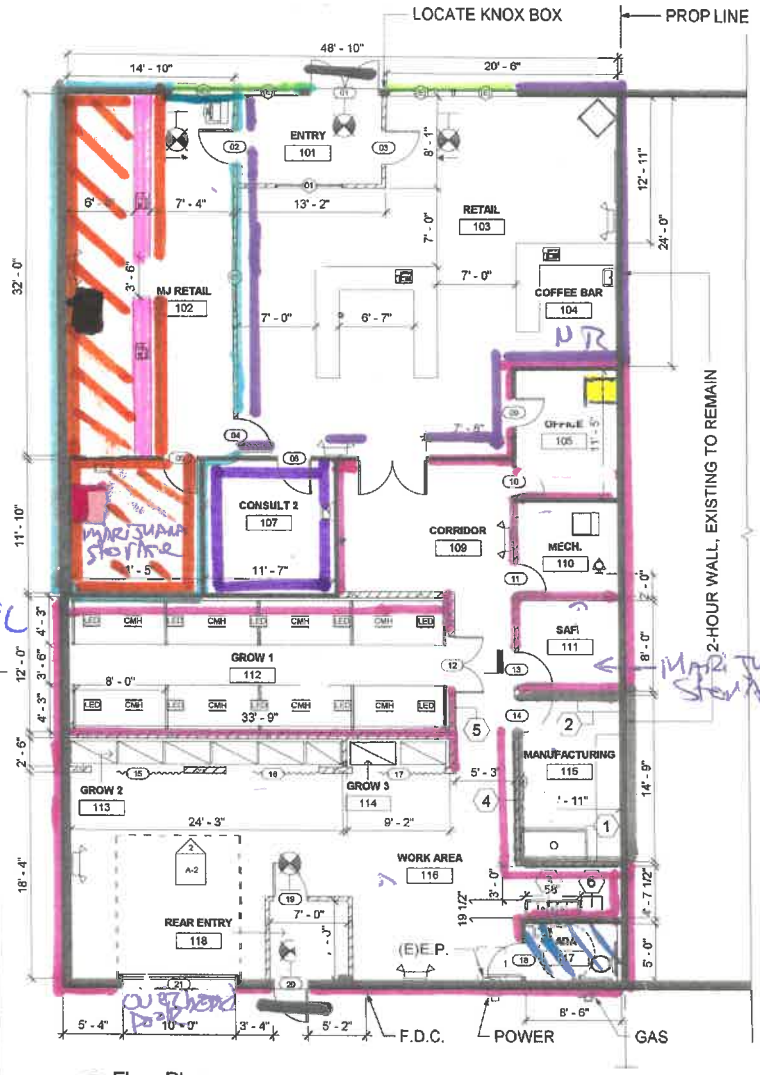

1 Floor Plan
3/16" = 1'-0"

(*) Restroom is part of licensed premises but not a restricted access area.

NOTE: USE HALF INDICATED SCALE FOR 11X17 DRAWINGS

Determine DESIGN LLC AECL1613
903 W. NORTHERN LTS. BLVD # 206
ANCHORAGE, AK 99503
Office: (907)339-9100
dan@determinedesign.com

Sheet Issue Date: 9/20/2018 9:18:16 AM
Drawn by: Chris Hayes

STATE OF ALASKA — 14104 — REGISTERED PROFESSIONAL ARCHITECT

Project Title: ReLeaf Alaska
Prepared for: Lori Brandt
Sheet Title: Floor Plan
Address: 910 W International Airport Rd Anchorage, Alaska

A-1

C18-____

180604

Received by AMCO 1/27/19

The Happy Turner, LLC · Diagram #2
D/B/A: Releaf Lic # 17961 Building made of cement block

Room Schedule

#	Area	Name	Occ	Wall Finish	Ceiling Finish	Base Finish	Floor Finish	Comments
101	101 SF	ENTRY	1.7	GYP/P1	AC	RB1	(E)	
102	473 SF	MJ RETAIL	7.9	GYP/P1	AC	RB1	(E)	
103	793 SF	RETAIL	13.2	GYP/P1	AC	RB1	(E)	
104	104 SF	COFFEE BAR	1	(E)	(E)	(E)	(E)	
105	101 SF	OFFICE	1	GYP/P1	(E)	(E)	(E)	
106	135 SF	CONSULT 1	1.4	GYP/P1	(E)	(E)	(E)	
107	137 SF	CONSULT 2	1.4	GYP/P1	(E)	(E)	(E)	
109	266 SF	CORRIDOR	N/A	GYP/P1	N/A	RB1	(E)	NO LID
110	74 SF	MECH.	0.2	GYP/P1	N/A	N/A	(E)	NO LID
111	71 SF	SAFE	0.7	GYP/P1	GYP/P1	RB1	(E)	8'-0" CEILING
112	406 SF	GROW 1	1.4	MR/P1	MR/P1	RB1	(E)	FULL HEIGHT CEILING
113	61 SF	GROW 2	0.2	MR/P1	MR/P1	RB1	(E)	FULL HEIGHT CEILING
114	23 SF	GROW 3	0.1	MR/P1	MR/P1	RB1	(E)	FULL HEIGHT CEILING
115	132 SF	MANUFACTURING	0.6	MR/P1	MR/P1	RB1	(E)	8'-0" CEILING
116	713 SF	WORK AREA	2.4	MR/P1	N/A	RB1	(E)	NO LID
117	41 SF	ADA	N/A	MR/P1	MR/P1	RB1	(E)	8'-0" CEILING
118	49 SF	REAR ENTRY	0.2	MR/P1	MR/P1	RB1	(E)	8'-0" CEILING

Window Schedule

#	Width x Height	Sill	Qty.	Comments
01	72" x 48"	42"	2	SINGLE PANE, FIXED

(E): EXISTING TO REMAIN

- Releaf Alaska CBD Business
- Ltd cultivation
- Future MFG.

ROOM SCHEDULE LEGEND

- Right to possession

GYP: 1/2" GYPSUM WALL BOARD
MR: MOISTURE / MILDEW RESISTANT GYP, TYPE X
P1: LATEX ACRYLIC PAINT, ANTI-MICROBIAL, COLOR: TBD
RB1: 4" (MIN) RUBBER COVE BASE
AC: ACOUSTIC CEILING TILE
(E): EXISTING TO REMAIN

Door Schedule

Door #	Room	Width x Height	Door Material	Frame Material	Hardware Group	Comments
01	ENTRY	72"x84"	(E)	(E)	(E)P	(1, 2) CONFIRM EXISITNG LOCK HARDWARE
02	MJ RETAIL	36"x80"	WD	WD	L	
03	CBD RETAIL	36"x80"	WD	WD	L	
04	RETAIL PASS-THRU	36"x80"	WD	WD	KC	KEY CARD BOTH SIDES, EMPLOYEE ONLY OPERATION
05	CONSULT 1	36"x80"	(E)	(E)	L	
06	CONSULT 2	36"x80"	(E)	(E)	L	
09	OFFICE	30"x80"	(E)	(E)	C	
10	OFFICE	30"x80"	(E)	(E)	C	
11	MECH.	30"x80"	WD	WD	L	PROVIDE LAVOUR VENT IN DOOR PANEL
12	GROW 1	60"x80"	HM	HM	KC	KEY CARD CORRIDOR SIDE ONLY, DOUBLE LEAF, HINGED
13	SAFE	36"x80"	HM	HM	KC	KEY CARD CORRIDOR SIDE ONLY, SECURE DOOR
14	MANUFACTURING	36"x80"			KC	KEY CARD CORRIDOR SIDE ONLY
15	GROW 2	96"x96"			N/A	
16	GROW 2	96"x96"			N/A	
17	GROW 3	96"x96"			N/A	
18	RESTROOM	36"x80"	(E)	(E)	(E)B	
19	REAR ENTRY	36"x80"			L	(1, 2)
20	REAR ENTRY	36"x84"			E	(1, 2)
21	WORK AREA	120"x144"			N/A	EXISTING OVERHEAD DOOR

DOOR NOTE: CONFIRM EXISTING HARDWARE, REPLACE WHERE NECESSARY

DOOR SCHEDULE LEGEND

IHM: INSULATED HOLLOW METAL
HM: HOLLOW METAL
WD: SOLID CORE WOOD
HW: HOLLOW CORE WOOD
(E): EXISTING TO REMAIN

1: DOOR CLOSER
2: WEATHERSTRIPPING

DOOR HARDWARE SCHEDULE LEGEND

L: PASSAGE LATCH, NO LOCK OPTION
E: ENTRY LATCH, COMMERCIAL LOCK
B: PRIVACY LATCH
C: KEYED LATCH, KEY ONLY OPERATION
P: PUSH / PULL

= Counters

KEY - SYMBOL - LEGEND

- EXISTING WALL
- NEW INTERIOR WALL
- FIRE EXTINGUISHER, 2A:10BC, MOUNT 48" AFF (MEASURED TO GRIP)
- EXIT SIGN
- EMERGENCY LIGHT, 90 MINUTE BATTERY
- SPRINKLER RISER PIPE

- Windows
- Retail Licensed Premises
- Safe
- Surveillance Equipment
- Hand wash Sink
- Restricted Area
- Restroom

SHEET NOTES

1. MANUFACTURING EXHAUST HOOD, SEE MECHANICAL
2. FLAMMABLE MATERIAL CABINETS, UL 1275 LISTED OR APPROVED EQUAL (H-1563S-R)
3. 3-COMPARTMENT SINK, MODEL: K7-CS-21-EC
4. EMERGENCY EYE WASH STATION
5. HOSE BIBB
6. SERVICE SINK

- Entrances/Exits Ingress/Egress

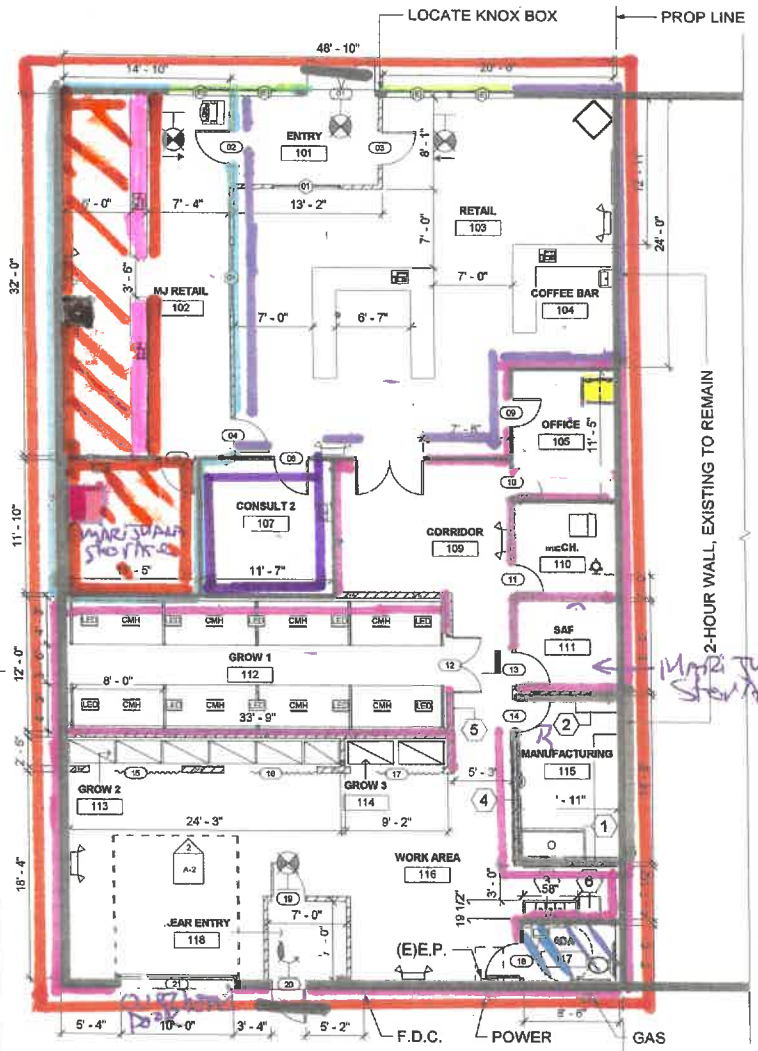

1 Floor Plan
3/16" = 1'-0"

Restroom is part of licensed premises but not a restricted access area.

NOTE: USE HALF INDICATED SCALE FOR 11X17 DRAWINGS

160604

Determine DESIGN

Determine DESIGN LLC AECL1613
903 W. NORTHERN LTS. BLVD # 206
ANCHORAGE, AK 99503
Office: (907)339-9100
dan@determinedesign.com

Copyright: Determine Design LLC hold all exclusive rights to reproduce, sell and utilize this and other work they produce or drawing

Sheet Issue Date: 9/20/2018 9:16:16 AM
Drawn by: Chris Hayes

STATE OF ALASKA · DANIEL W. HAYES · 44104 · REGISTERED PROFESSIONAL ARCHITECT

Project Title: ReLeaf Alaska
Prepared for: Lori Brandt
Sheet Title: Floor Plan
Address: 910 W International Airport Rd Anchorage, Alaska

A-1

C18-_____

Received by AMCO 1/27/19

The Happy Farmer, LLC
D/B/A Releaf
Lic. No. 17961

Diagram #3

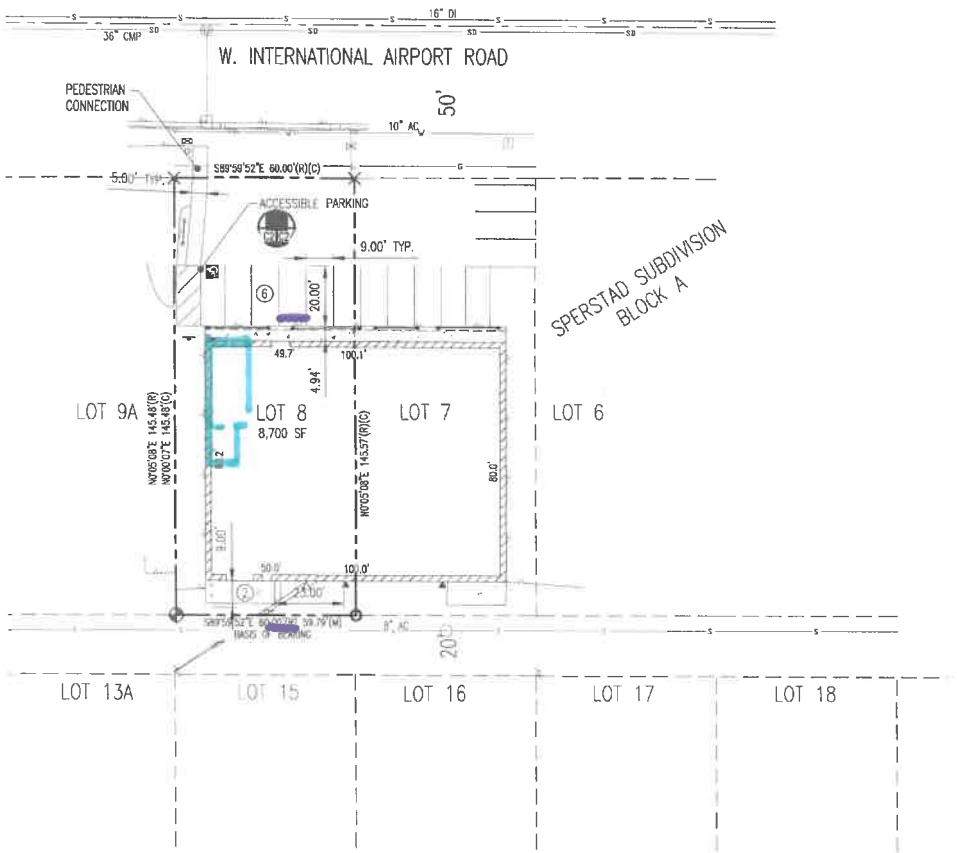

N

SITE PLAN
SCALE: 1" = 20'

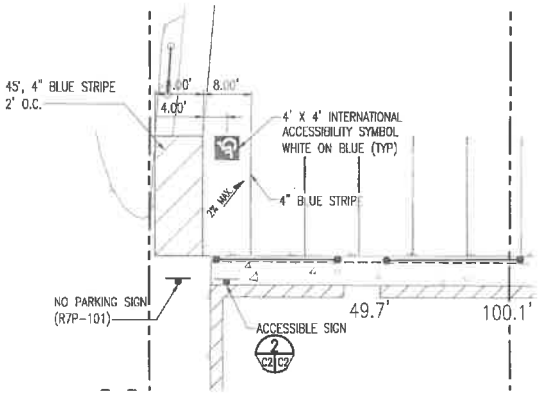

1 C2 C2 ACCESSIBLE PARKING
SCALE: NTS

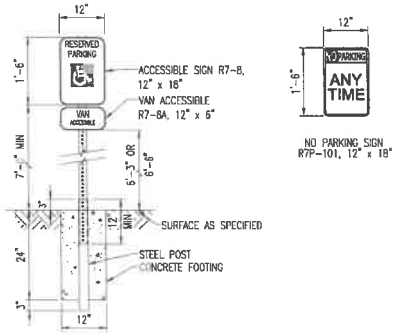

NOTES
1. SEE MASS SECTION 70.11 FOR CONSTRUCTION REQUIREMENTS.
2. SIGNS MAY BE MOUNTED ON BUILDING. MAINTAIN MINIMUM HEIGHT REQUIREMENT. SIGNS MUST BE WITHIN 10' OF PARKING SPACE.

2 C2 C2 ACCESSIBLE SIGNS
SCALE: NTS

= licensed premises
= Ingress & Egress

GRAPHIC SCALE
20 0 20 40
SCALE: 1" = 20'

NOTE: USE HALF INDICATED SCALE FOR 11X17 DRAWINGS

BIG CITY ENGINEERS

BIG CITY ENGINEERS, LLC
P.O. BOX 92946
ANCHORAGE, AK 99509
C: (907)360-0985
LICENSE NO. 102525

Drawn: MAB
Date: 9/17/2018
Time: 12:01 PM

STATE OF ALASKA 49TH MELISSA A. BRANCH CE-11208 9/17/2018 REGISTERED PROFESSIONAL ENGINEER

PROJECT TITLE: Releaf Alaska
Prepared for: Lori Brandt
Sheet Title: Site Plan and Details
ADDRESS: 910 W. International Airport Road

SHEET NUMBER:
C-2

Received by AMCO 1/27/19

The Happy Farmer, LLC d/b/a Releaf Lic # 17961

DIAGRAM #4

Received by AMCO 1/27/19

The Happy Farmer, LLC Diagram #5
D/B/A: Releaf Lic # 17961 Building made of cement block

Room Schedule

#	Area	Name	Occ	Wall Finish	Ceiling Finish	Base Finish	Floor Finish	Comments
101	101 SF	ENTRY	1.7	GYP/P1	AC	RB1	(E)	
102	473 SF	MJ RETAIL	7.9	GYP/P1	AC	RB1	(E)	
103	793 SF	RETAIL	13.2	GYP/P1	AC	RB1	(E)	
104	104 SF	COFFEE BAR	1	(E)	(E)	(E)	(E)	
105	101 SF	OFFICE	1	GYP/P1	(E)	(E)	(E)	
106	135 SF	CONSULT 1	1.4	GYP/P1	(E)	(E)	(E)	
107	137 SF	CONSULT 2	1.4	GYP/P1	(E)	(E)	(E)	
109	288 SF	CORRIDOR	N/A	GYP/P1	N/A	RB1	(E)	NO LID
110	74 SF	MECH.	0.2	GYP/P1	N/A	N/A	(E)	NO LID
111	71 SF	SAFE	0.7	GYP/P1	GYP/P1	RB1	(E)	8'-0" CEILING
112	400 SF	GROW 1	1.4	MR/P1	MR/P1	RB1	(E)	FULL HEIGHT CEILING
113	61 SF	GROW 2	0.2	MR/P1	MR/P1	RB1	(E)	FULL HEIGHT CEILING
114	23 SF	GROW 3	0.1	MR/P1	MR/P1	RB1	(E)	FULL HEIGHT CEILING
115	132 SF	MANUFACTURING	0.6	MR/P1	MR/P1	RB1	(E)	8'-0" CEILING
116	713 SF	WORK AREA	2.4	MR/P1	N/A	RB1	(E)	NO LID
117	41 SF	ADA	N/A	MR/P1	MR/P1	RB1	(E)	8'-0" CEILING
118	49 SF	REAR ENTRY	0.2	MR/P1	MR/P1	RB1	(E)	8'-0" CEILING

ROOM SCHEDULE LEGEND

GYP: 1/2" GYPSUM WALL BOARD
MR: MOISTURE / MILDEW RESISTANT GYP, TYPE X
P1: LATEX ACRYLIC PAINT, ANTI-MICROBIAL, COLOR: TBD
RB1: 4" (MIN) RUBBER COVE BASE
AC: ACOUSTIC CEILING TILE
(E): EXISTING TO REMAIN

Door Schedule

Door #	Room	Width x Height	Door Material	Frame Material	Hardware Group	Comments
01	ENTRY	72"x84"	(E)	(E)	(E)P	(1, 2) CONFIRM EXISITNG LOCK HARDWARE
02	MJ RETAIL	36"x80"	WD	WD	L	
03	CBD RETAIL	36"x80"	WD	WD	L	
04	RETAIL PASS-THRU	36"x80"	WD	WD	KC	KEY CARD BOTH SIDES, EMPLOYEE ONLY OPERATION
05	CONSULT 1	36"x80"	(E)	(E)	L	
06	CONSULT 2	36"x80"	(E)	(E)	L	
09	OFFICE	30"x80"	(E)	(E)	O	
10	OFFICE	30"x80"	(E)	(E)	C	
11	MECH.	30"x80"	WD	WD	L	PROVIDE LAVOUR VENT IN DOOR PANEL
12	GROW 1	60"x80"	HM	HM	KC	KEY CARD CORRIDOR SIDE ONLY, DOUBLE LEAF, HINGED
13	SAFE	36"x80"	HM	HM	KC	KEY CARD CORRIDOR SIDE ONLY, SECURE DOOR
14	MANUFACTURING	36"x80"			KC	KEY CARD CORRIDOR SIDE ONLY
15	GROW 2	96"x96"			N/A	
16	GROW 2	96"x96"			N/A	
17	GROW 3	96"x96"			N/A	
18	RESTROOM	36"x80"	(E)	(E)	(E)B	
19	REAR ENTRY	36"x80"			L	(1, 2)
20	REAR ENTRY	36"x84"			E	(1, 2)
21	WORK AREA	120"x144"			N/A	EXISTING OVERHEAD DOOR

DOOR NOTE: CONFIRM EXISTING HARDWARE, REPLACE WHERE NECESSARY

DOOR SCHEDULE LEGEND

IHM: INSULATED HOLLOW METAL
HM: HOLLOW METAL
WD: SOLID CORE WOOD
HW: HOLLOW CORE WOOD
(E): EXISTING TO REMAIN

1: DOOR CLOSER
2: WEATHERSTRIPPING

DOOR HARDWARE SCHEDULE LEGEND

L: PASSAGE LATCH, NO LOCK OPTION
E: ENTRY LATCH, COMMERCIAL LOCK
B: PRIVACY LATCH
C: KEYED LATCH, KEY ONLY OPERATION
P: PUSH / PULL

= Counters for retail sales

Window Schedule

#	Width x Height	Sill	Qty.	Comments
01	72" x 48"	42"	2	SINGLE PANE, FIXED

(E): EXISTING TO REMAIN

- Releaf Alaska CBD Business
- Ltd cultivation
- Future MFG.

KEY - SYMBOL - LEGEND

- EXISTING WALL
- NEW INTERIOR WALL
- FIRE EXTINGUISHER, 2A:10BC, MOUNT 48" AFF (MEASURED TO GRIP)
- EXIT SIGN
- EMERGENCY LIGHT, 90 MINUTE BATTERY
- SPRINKLER RISER PIPE

- Windows
- Retail
- Licensed premises
- Safe
- Surveillance Equipment
- Hand wash sink
- Restroom
- Entrances/Exits Ingress/Egress

SHEET NOTES

1. MANUFACTURING EXHAUST HOOD, SEE MECHANICAL
2. FLAMMABLE MATERIAL CABINETS, UL 1275 LISTED OR APPROVED EQUAL (H-15635-R)
3. 3-COMPARTMENT SINK, MODEL: K7-CS-21-EC
4. EMERGENCY EYE WASH STATION
5. HOSE BIBB
6. SERVICE SINK

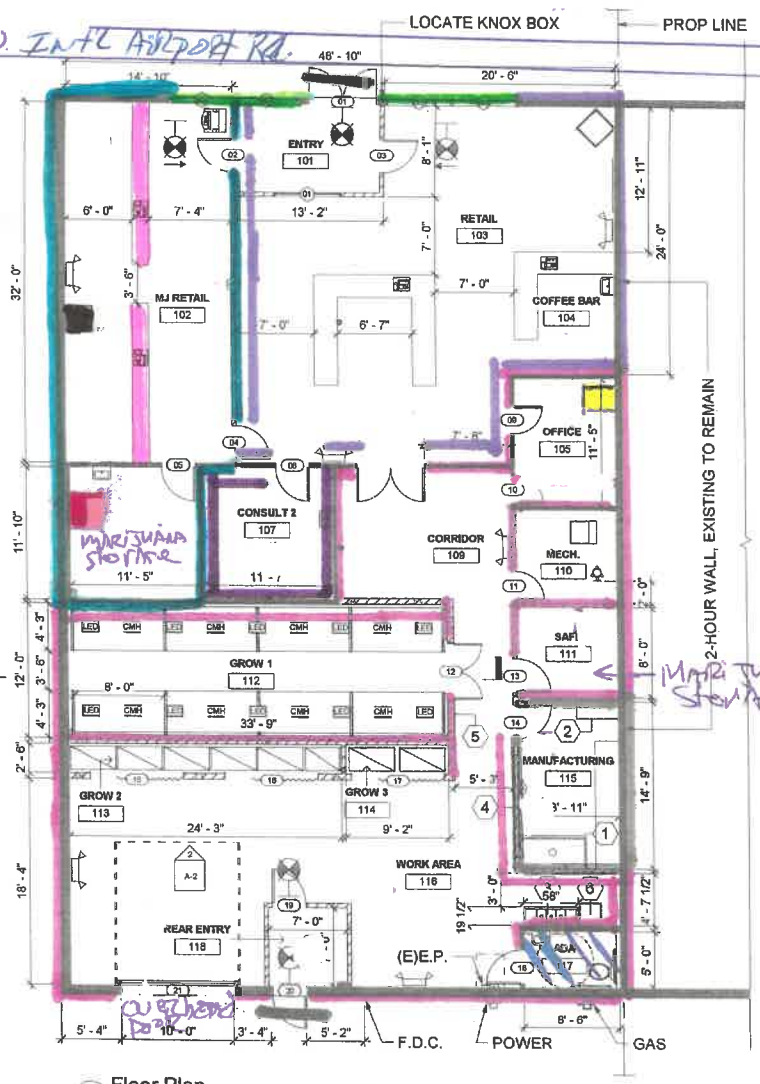

1 Floor Plan
3/16" = 1'-0"

Restroom is part of licensed premises, but not a restricted access area.

NOTE: USE HALF INDICATED SCALE FOR 11X17 DRAWINGS

180604

Determine DESIGN

Determine DESIGN LLC AECL1613
903 W. NORTHERN LTS, BLVD # 206
ANCHORAGE, AK 99503
Office: (907)339-9100
dan@determinedesign.com

Copyright: Determine Design LLC has the exclusive right to reproduce, sell and copy the drawing and exact, reproducible drawing

Sheet Issue Date: 9/20/2018 9:18:16 AM
Drawn by: Chris Hayes

STATE OF ALASKA — DANIEL W. CLAY — 94104 — REGISTERED PROFESSIONAL ARCHITECT

Project Title: ReLeaf Alaska
Prepared for: Lori Brandt
Sheet Title: Floor Plan
Address: 910 W International Airport Rd Anchorage, Alaska

A-1

C18-_____

Received by AMCO 1/27/19