Alcohol and Marijuana Control Office
550 W 7th Avenue, Suite 1600
Anchorage, AK 99501
marijuana.licensing@alaska.gov
https://www.commerce.alaska.gov/web/amco
Phone: 907.269.0350

Alaska Marijuana Control Board

Form MJ-02: Premises Diagram

What is this form?

A detailed diagram of the proposed licensed premises is required for all marijuana establishment license applications, per 3 AAC 306.020(b)(8). **All areas designated as the licensed premises of a single license must be contiguous.** **All diagrams must have the licensed premises area labeled, and outlined or shaded as appropriate.**

What must be submitted with this form?

Applicants must attach multiple diagrams to this form, including (as applicable):

- **Diagram 1:**
  a diagram showing only the licensed premises areas that will be ready to be **operational at the time of your preliminary inspection** and license issuance;

- **Diagram 2:**
  if different than Diagram 1, a diagram outlining **all areas for which the licensee has legal right of possession** (a valid lease or deed), and clearly showing those areas' relationship to the current proposed licensed premises *(details of any planned expansion areas do not need to be included; a complete copy of Form MJ-14: Licensed Premises Diagram Change must be submitted and approved before any planned expansion area may be added to the licensed premises);*

- **Diagram 3:**
  a **site plan or as-built of the entire lot**, showing all structures on the property and clearly indicating which area(s) will be part of the licensed premises;

- **Diagram 4:**
  an **aerial photo of the entire lot and surrounding lots**, showing a view of the entire property and surrounding properties, and clearly indicating which area(s) will be part of the licensed premises *(this can be obtained from sources like Google Earth)*; and

- **Diagram 5:**
  a diagram of the **entire building in which the licensed premises is located**, clearly distinguishing the licensed premises from unlicensed areas and/or premises of other licenses within the building. If your proposed licensed premises is located within a building or building complex that contains multiple business and/or tenants, please provide the addresses and/or suite numbers of the other businesses and/or tenants *(a separate diagram is not required for an establishment that is designating the entire building as a single licensed premises)*.

This form, and all necessary diagrams that meet the requirements on Page 2 of this form, must be completed and submitted to AMCO's main office before any new or transfer license application will be considered complete.

Section 1 – Establishment Information

Enter information for the business seeking to be licensed, as identified on the license application.

Licensee:	Three Sisters, LLC	**MJ License #:**	21069		
License Type:	Retail Marijuana Facility				
Doing Business As:	Wildflower				
Premises Address:	158 Alimaq Drive				
City:	Kodiak	**State:**	Alaska	**ZIP:**	99615

Received by AMCO 6.3.19

Alaska Marijuana Control Board

Form MJ-02: Premises Diagram

Section 2 – Required Information

For your security, do not include locations of security cameras, motion detectors, panic buttons, and other security devices.
Items marked with a double asterisks (**) are only required for those retail marijuana establishments that are also applying for an onsite consumption endorsement.

The following details must be included in all diagrams:

- ☐ License number and DBA
- ☐ Legend or key
- ☐ Color coding
- ☐ Licensed Premises Area Labeled and Shaded, or Outlined as appropriate
- ☐ Dimensions
- ☐ Labels
- ☐ True north arrow

The following additional details must be included in Diagram 1:

- ☐ Surveillance room
- ☐ Restricted access areas
- ☐ Storage areas
- ☐ Entrances, exits, and windows
- ☐ Walls, partitions, and counters
- ☐ Any other areas that must be labeled for specific license or endorsement types
- ☐ ** Serving area(s)
- ☐ **Employee monitoring area(s)
- ☐ **Ventilation exhaust points, if applicable

The following additional details must be included in Diagram 2:

- ☐ Areas of ingress and egress
- ☐ Entrances and exits
- ☐ Walls and partitions

The following additional details must be included in Diagrams 3 and 4:

- ☐ Areas of ingress and egress
- ☐ Cross streets and points of reference

The following additional details must be included in Diagram 5:

- ☐ Areas of ingress and egress
- ☐ Entrances and exits
- ☐ Walls and partitions
- ☐ Cross streets and points of reference

I declare under penalty of unsworn falsification that I have attached all necessary diagrams that meet the above requirements, and that this form, including all accompanying schedules, statements, and representations is true, correct, and complete.

Signature of licensee

Janiese Stevens
Printed name of licensee

MARILOU FRANCISCO NOTARY PUBLIC STATE OF ALASKA

Marilou Francisco
Notary Public in and for the State of Alaska

My commission expires: 01/18/2022

Subscribed and sworn to before me this 31 day of May, 2019.

License # 21069

Received by AMCO 6.3.19

Wildflower license # 21069 Diagrams 1 + 2.

Room Schedule

#	Name	Area	Wall Finish	Ceiling Finish	Base Finish	Floor Finish	Comments
101	ENTRY	63 SF	GYP/P1*	OPEN	RB1*	C/E	WALL HEIGHT: 8'-0"
102	RETAIL SPACE	258 SF	GYP/P1	GYP/P1	RB1	C/E	
103	RETAIL (RESTRICTED)	368 SF	GYP/P1	GYP/P1	RB1	C/E	
104	RESTROOM	50 SF	GYP/P1	GYP/P1	RB1	C/E	
105	ENTRY/ STAIRWAY	81 SF	GYP/P1	GYP/P1	RB1	C/E	
106	OFFICE	85 SF	GYP/P1*	OPEN	RB1*	C/E	WALL HEIGHT: 8'-0"
107	WORK ROOM	185 SF	GYP/P1*	OPEN	RB1*	C/E	WALL HEIGHT: 8'-0"
108	WASTE STORAGE	74 SF	GYP/P1*	GYP/P1	RB1*	C/E	WALL HEIGHT: FULL
109	MEZZANINE	202 SF	GYP/P1	GYP/P1	N/A	PLY	

ROOM SCHEDULE LEGEND

GYP: GYPSUM WALL BOARD, TYPE X
P1: LATEX ACRYLIC, MOLD/MOISTURE RESISTANT PAINT
RB1: 4" (MIN) RUBBER COVE BASE
C/E: SLAB ON GRADE, EPOXY FINISH
PLY: PLYWOOD

NOTE: FINISHES ARE EXISTING TO REMAIN EXCEPT THOSE INDICATED WITH *

Door Schedule

Door #	Width x Height	Type	Room	Door Material	Frame Material	Hardware Group	Comments
101	36"x84"	FLUSH	ENTRY	HM	HM	SL	1, 2
102	36"x84"	FLUSH	OFFICE	WD	WD	C	SECURE
103	60"x84"	DBL FLUSH	WORK ROOM	WD	N/A	C	SECURE
104	60"x84"	DBL FLUSH	WASTE STORAGE	WD	N/A	C	SECURE
FD-01	36"x84"	FLUSH	STAIRWAY	HM	HM	L	EXISTING, 1-HOUR FIRE RATING

NOTE: UNLABELED DOORS ARE EXISTING TO REMAIN WITH EXISTING HARDWARE

DOOR SCHEDULE LEGEND

SCW: SOLID CORE WOOD
HM: HOLLOW METAL
1. DOOR CLOSER
2. KICKPLATE

DOOR HARDWARE SCHEDULE LEGEND

C: PASSAGE LATCH, KEY ONLY OPERATION
L: PASSAGE LATCH, NO LOCK OPTION
SL: SECURITY LATCH, ENTRY REQUIRES KEY OR ACCESS FROM ELECTRONIC SWITCH (ALWAYS OPERABLE FROM EGRESS SIDE)

KEY - SYMBOL - LEGEND

- EXISTING WALL
- NEW INTERIOR WALL, FULL HEIGHT
- NEW INTERIOR WALL, 6'-0" HEIGHT
- FIRE EXTINGUISHER, 2A:10BC, MOUNT 48" AFF (MEASURED TO GRIP)
- EXIT SIGN
- EXIT SIGN W/ EMERGENCY LIGHT, 90 MINUTE BATTERY
- EMERGENCY LIGHT, 90 MINUTE BATTERY

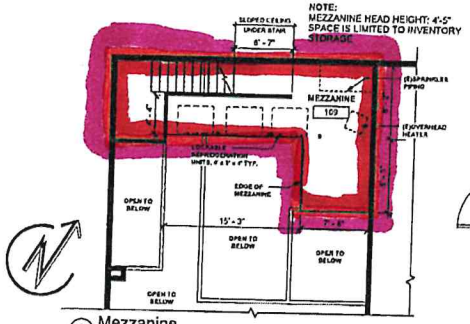

② Mezzanine
3/16" = 1'-0"

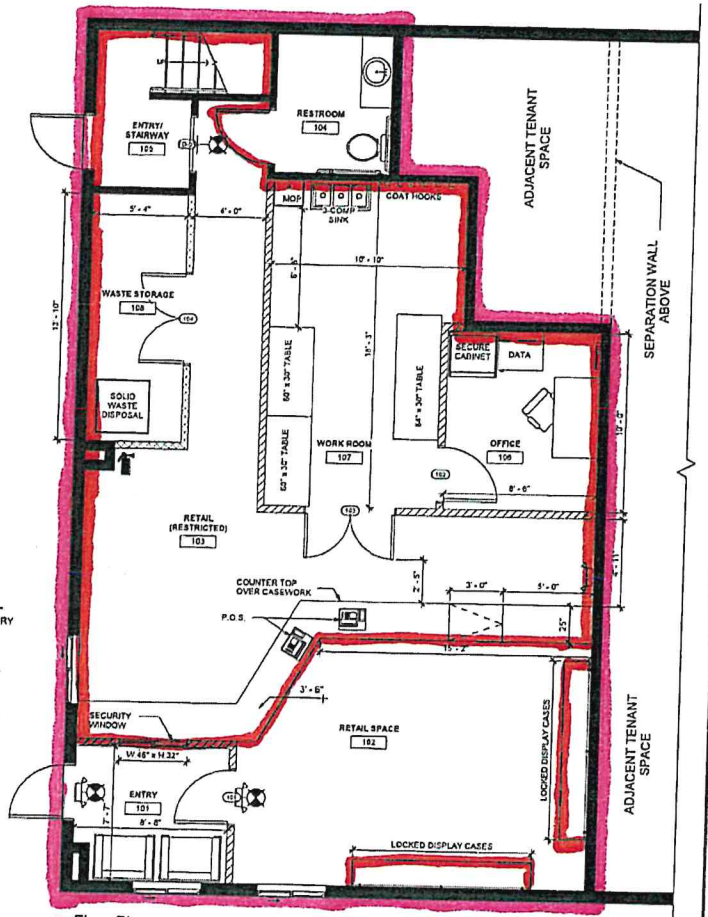

① Floor Plan
3/16" = 1'-0"

NOTE: USE HALF INDICATED SCALE FOR 11X17 DRAWINGS

181103

Determine DESIGN

Determine DESIGN LLC AECL1613
903 W. NORTHERN LTS. BLVD # 206
ANCHORAGE, AK 99503
Office: (907)339-9100
dan@determinedesign.com

Sheet Issue Date: 6/3/2019 11:31:23 AM
Drawn by: Chris Hayes

STATE OF ALASKA

Project Title: Three Sisters
Prepared for: Q Engineers Inc.
Sheet Title: Floor Plan
Address: 158 Alimaq Dr. Kodiak, AK 99615

A-1

☐ - Proposed licensed premises.

☐ - Restricted Access area.

AMCO Received 6/26/2019

Wildflower License #21069

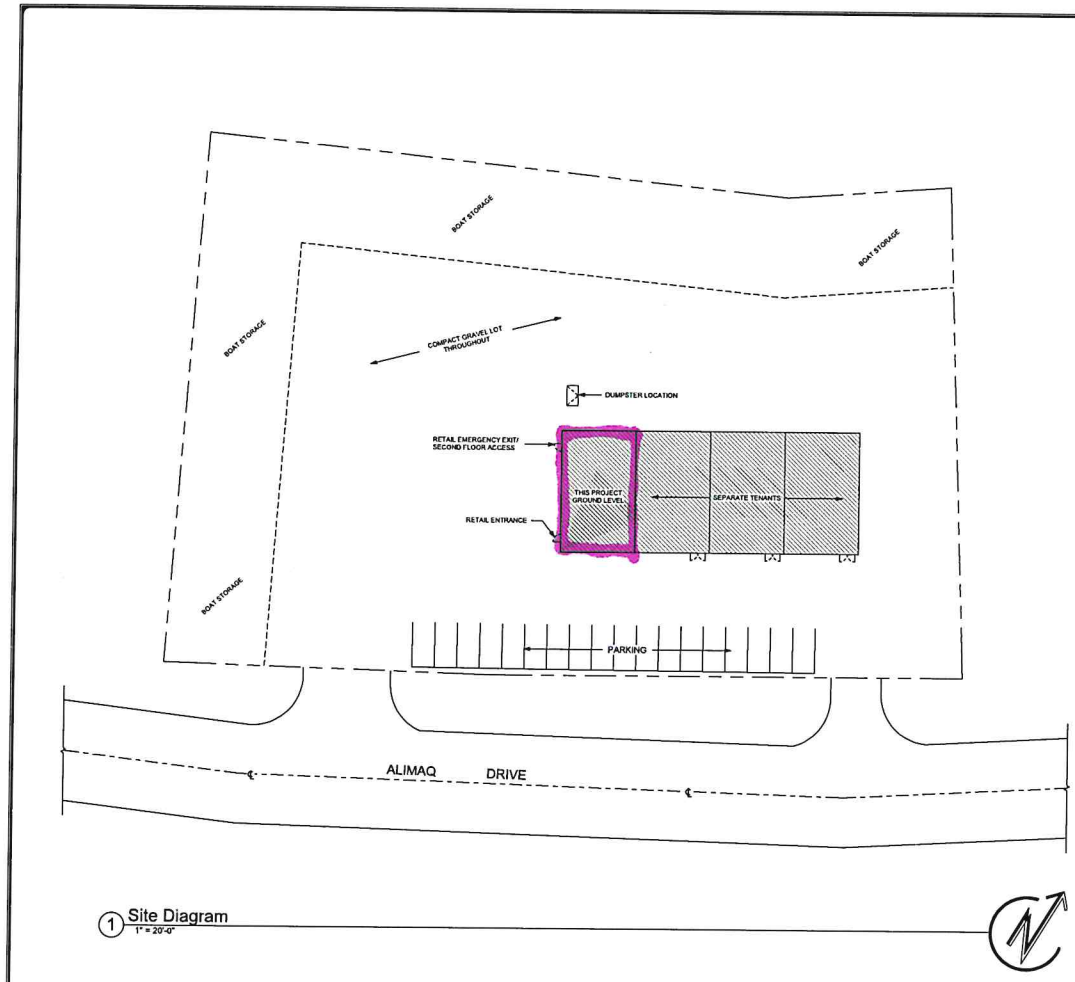

1 Site Diagram
1" = 20'-0"

NOTE: USE HALF INDICATED SCALE FOR 11X17 DRAWINGS

NOTES:

LOT DIMENSIONS BASED ON KODIAK ISLAND BOROUGH SATELLITE IMAGERY AND GROUND LEVEL OBSERVATIONS

Site Data:
LEGAL: KODIAK BUSINESS PARK LT 4A NEAR ISL
ADDRESS: 158 ALIMAQ DR.
CITY, STATE: KODIAK, AK
ZONING: INDUSTRIAL
LOT SIZE: 1.44 ACRE
PARCEL: 16509

181102

Determine DESIGN

Determine DESIGN LLC AECL1613
903 W. NORTHERN LTS. BLVD # 206
ANCHORAGE, AK 99503
Office: (907)339-9100
dan@determinedesign.com

Copyright Determine Design LLC has the exclusive right to reproduce, sell and or display
Derivative works from these drawing.

Sheet Issue Date:
6/3/2019 11:31:20 AM
Drawn by: Chris Hayes

STATE OF ALASKA
DANIEL H. CLEY
14104
REGISTERED PROFESSIONAL ARCHITECT

Project Title: Three Sisters
Prepared for: Q Engineers Inc.
Sheet Title: Site Diagram
Address: 158 Alimaq Dr. Kodiak, AK 99615

SD-1

□ - proposed licensed premises.

Diagram 3.

AMCO Received 6/18/2019

Wildflower
#21069

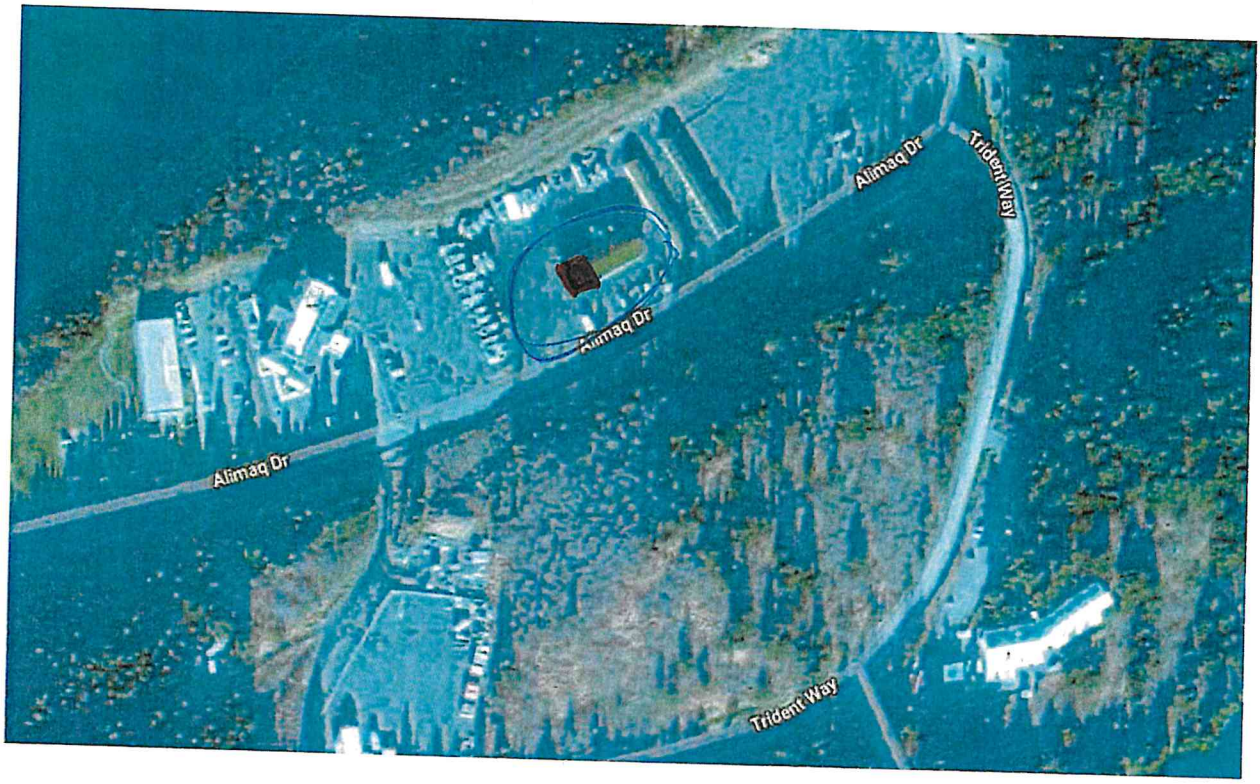

□ = proposed licensed premises

N

Wildflower
#21069

Diagram 4

AMCO Received 6/18/2019

AMCO Received 6/18/2019