Alcohol and Marijuana Control Office
550 W 7th Avenue, Suite 1600
Anchorage, AK 99501
marijuana.licensing@alaska.gov
https://www.commerce.alaska.gov/web/amco
Phone: 907.269.0350

Alaska Marijuana Control Board

Form MJ-02: Premises Diagram

What is this form?

A detailed diagram of the proposed licensed premises is required for all marijuana establishment license applications, per 3 AAC 306.020(b)(8). **All areas designated as the licensed premises of a single license must be contiguous. All diagrams must have the licensed premises area labeled, and outlined or shaded as appropriate.**

What must be submitted with this form?

Applicants must attach multiple diagrams to this form, including (as applicable):

- **Diagram 1:**
  a diagram showing only the licensed premises areas that will be ready to be **operational at the time of your preliminary inspection** and license issuance;

- **Diagram 2:**
  if different than Diagram 1, a diagram outlining **all areas for which the licensee has legal right of possession** (a valid lease or deed), and clearly showing those areas' relationship to the current proposed licensed premises *(details of any planned expansion areas do not need to be included; a complete copy of Form MJ-14: Licensed Premises Diagram Change must be submitted and approved before any planned expansion area may be added to the licensed premises);*

- **Diagram 3:**
  a **site plan or as-built of the entire lot**, showing all structures on the property and clearly indicating which area(s) will be part of the licensed premises;

- **Diagram 4:**
  an **aerial photo of the entire lot and surrounding lots**, showing a view of the entire property and surrounding properties, and clearly indicating which area(s) will be part of the licensed premises *(this can be obtained from sources like Google Earth)*; and

- **Diagram 5:**
  a diagram of the **entire building in which the licensed premises is located**, clearly distinguishing the licensed premises from unlicensed areas and/or premises of other licenses within the building. If your proposed licensed premises is located within a building or building complex that contains multiple business and/or tenants, please provide the addresses and/or suite numbers of the other businesses and/or tenants *(a separate diagram is not required for an establishment that is designating the entire building as a single licensed premises).*

This form, and all necessary diagrams that meet the requirements on Page 2 of this form, must be completed and submitted to AMCO's main office before any new or transfer license application will be considered complete.

Section 1 – Establishment Information

Enter information for the business seeking to be licensed, as identified on the license application.

Licensee:	907 Promos, LLC	**MJ License #:**	20844		
License Type:	Retail Marijuana Store				
Doing Business As:	TOKIN UP				
Premises Address:	MP 1313.8 Alaska Hwy				
City:	Tok	**State:**	Alaska	**ZIP:**	99780-

License # 20844

Received by AMCO 8.13.19

Alaska Marijuana Control Board

Form MJ-02: Premises Diagram

Section 2 – Required Information

For your security, do not include locations of security cameras, motion detectors, panic buttons, and other security devices.
Items marked with a double asterisks (**) are only required for those retail marijuana establishments that are also applying for an onsite consumption endorsement.

The following details must be included in all diagrams:

- [x] License number and DBA
- [x] Legend or key
- [x] Color coding
- [x] Licensed Premises Area Labeled and Shaded, or Outlined as appropriate
- [x] Dimensions
- [x] Labels
- [x] True north arrow

The following additional details must be included in Diagram 1:

- [x] Surveillance room
- [x] Restricted access areas
- [x] Storage areas
- [x] Entrances, exits, and windows
- [x] Walls, partitions, and counters
- [x] Any other areas that must be labeled for specific license or endorsement types
- [ ] ** Serving area(s)
- [ ] **Employee monitoring area(s)
- [ ] **Ventilation exhaust points, if applicable

The following additional details must be included in Diagram 2:

- [x] Areas of ingress and egress
- [x] Entrances and exits
- [x] Walls and partitions

The following additional details must be included in Diagrams 3 and 4:

- [x] Areas of ingress and egress
- [x] Cross streets and points of reference

The following additional details must be included in Diagram 5:

- [x] Areas of ingress and egress
- [x] Entrances and exits
- [x] Walls and partitions
- [x] Cross streets and points of reference

I declare under penalty of unsworn falsification that I have attached all necessary diagrams that meet the above requirements, and that this form, including all accompanying schedules, statements, and depictions is true, correct, and complete.

Signature of licensee

Donald Davisson III

Printed name of licensee

LANCE C. WELLS NOTARY PUBLIC STATE OF ALASKA

Notary Public in and for the State of Alaska

My commission expires: 6.18.21

Subscribed and sworn to before me this 6th day of August, 2019.

Received by AMCO 8.13.19

DIAGRAM 1+2 LICENSED PREMISES AREA

1 D1&2 3/8" = 1'-0"

AREA LEGEND

LICENSED PREMISES AREA:

FULL BUILDING WILL BE UTILIZED FOR THE LICENSED PREMISES AREA.

RESTRICTED ACCESS AREAS

PUBLIC ACCESS AREA

VERTICAL ASSEMBLIES:

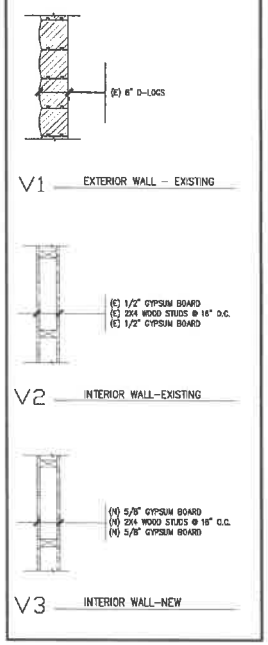

: (PROPOSED) LICENSED Premises

: RESTRICTED ACCESS AREA

: Licensed Premises: 21+ but not "Restricted Access Area"

: Licensee's Lawful Right to possession

: Point of Sale

S : SAFE

907 Architecture LLC
PO Box 875570, Wasilla, Alaska 99687
PH 907.632.8467 C.D.A. #101114

TOKIN UP RETAIL SHOP
131.4 ALASKA HWY
TOK, ALASKA 99780

PREMISES DIAGRAMS

REVISIONS:

DRAWN BY: MFW
CHECKED BY: MFW
DATE: 3.20.2019
JOB NUMBER: 19111.00

SHEET CONTENTS:
DIAGRAM 1 & 2
FLOOR PLAN-RENO
VERTICAL ASSEMBLIES

CATEGORY	SHEET
D	1&2

XREF:

PLOTTING DATE:

Lic# 20844

Received by AMCO 8.13.19

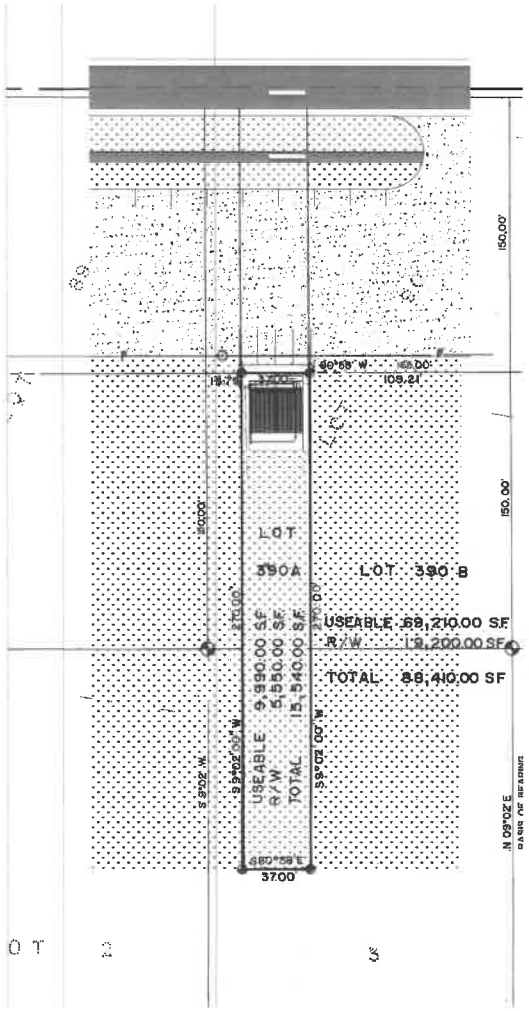

1 DIAGRAM 3 – SITE PLAN
D3 N.T.S.

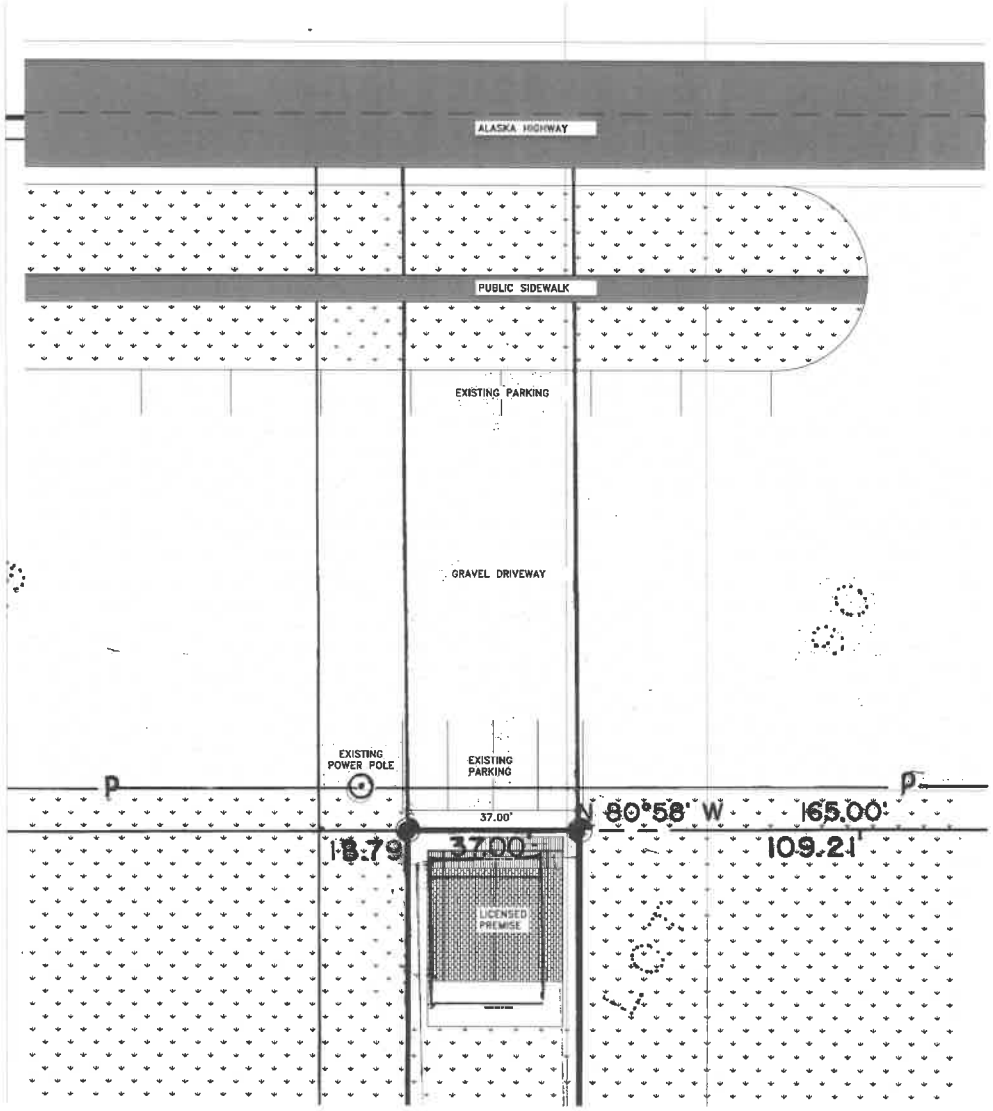

2 DIAGRAM 3 – ENLARGED SITE PLAN
D3 N.T.S.

907 Architecture LLC
PO Box 875570, Wasilla, Alaska 99687
PH: 907.632.6487
C.O.A. AK101114

TOKIN UP RETAIL SHOP
131.4 ALASKA HWY
TOK, ALASKA 99780

PREMISES DIAGRAMS

REVISIONS:

DRAWN BY: MFW
CHECKED BY: MFW
DATE: 3.20.2019
JOB NUMBER: 19111.00

SHEET CONTENTS:
DIAGRAM 3
SITE PLAN
ENLARGED SITE PLAN

CATEGORY	SHEET
D	3

XREF:

PLOTTING DATE:

Received by AMCO 8.13.19

1 / D4 DIAGRAM 4 – AERIAL PHOTO
N.T.S.

907 Architecture LLC
PO Box 875570, Wasilla, Alaska 99687
PH 907.632.8487 C.O.A. #101114

TOKIN UP RETAIL SHOP
131.4 ALASKA HWY
TOK, ALASKA 99780

PREMISES DIAGRAMS

REVISIONS:

DRAWN BY: MFW
CHECKED BY: MFW
DATE: 3.20.2019
JOB NUMBER: 19111.00

SHEET CONTENTS:
DIAGRAM 4
AERIAL PHOTO

CATEGORY	SHEET
D	4

XREF:

PLOTTING DATE:

Received by AMCO 8.13.19

TOKIN UP RETAIL SHOP
131.4 Alaska Hwy
Tok, Alaska 99780

CONSTRUCTION DRAWINGS
MARCH 20, 2019

AREA OF WORK — SCALE: N.T.S.

INDEX TO DRAWINGS

COVER SHEET

GENERAL

G1.1 PROPERTY PLAT, PROPERTY INFORMATION

G1.2 SITE PLAN

G1.3 CODE ANALYSIS PLAN, CODE ANALYSIS, LEGEND

ARCHITECTURAL (907 ARCHITECTURE)

A1.0 FLOOR PLAN – DEMOLITION, DEMOLITION NOTES

A1.1 FLOOR PLAN – RENOVATION, RENOVATION NOTES, VERTICAL ASSEMBLIES

GENERAL NOTES:

1) BUILDING SHALL CONFORM TO INTERNATIONAL BUILDING CODE, 2012 EDITION. MINIMUM REQUIREMENTS FOR TYPE V-B CONSTRUCTION THROUGHOUT.

2) THESE DRAWINGS ARE SUPPLIED TO THE GENERAL CONTRACTOR AND OTHERS FOR THEIR USE ON THIS SPECIFIC PROJECT. ALL SPECIALIZED EQUIPMENT REQUIREMENTS, REINFORCING REQUIREMENTS, BLOCKING REQUIREMENTS, PLUMBING REQUIREMENTS, ELECTRICAL REQUIREMENTS, AND DETAILS AND SPECIFICATIONS FOR THE EQUIPMENT SHALL BE PROVIDED BY OTHERS.

3) THE ORGANIZATION OF THESE DRAWINGS IS NOT INTENDED TO CONTROL THE DIVISION OF WORK AMONG THE SUB-CONTRACTORS. THE DIVISION OF THE WORK SHALL BE THE SOLE RESPONSIBILITY OF THE GENERAL CONTRACTOR.

4) CONTRACTOR SHALL PROVIDE ALL LABOR, EQUIPMENT AND MATERIALS REQUIRED TO COMPLETE ALL WORK AS SHOWN OR AS IMPLIED ON THESE DRAWINGS.

5) CONTRACTOR SHALL PROVIDE AND MAINTAIN ALL FACILITIES FOR LIGHT AND POWER WITHIN THE PREMISES AND IN THE CONSTRUCTION AREA DURING THE ENTIRE CONSTRUCTION PERIOD. POWER SHALL BE OBTAINED FROM THE EXISTING DISTRIBUTION SYSTEM. PROVIDE NECESSARY MATERIALS AND LABOR FOR POWER CONNECTIONS FOR MACHINES, PORTABLE TOOLS, ETC., AS USED BY OTHER TRADES, REGARDLESS OF SIZE.

6) CONTRACTOR SHALL BE RESPONSIBLE FOR THE REMOVAL OF ALL RUBBISH AND DEBRIS RESULTING FROM CONSTRUCTION AT CONTRACTOR'S EXPENSE.

7) ALL DIMENSIONS ARE FACE TO FACE OF STUD OR STRUCTURE OR EXISTING FINISH, UNLESS NOTED OTHERWISE.

8) CONTRACTORS SHALL VERIFY ALL DIMENSIONS AND FIELD VERIFY CONDITIONS BEFORE PROCEEDING WITH ANY WORK.

9) ALL CONTRACTORS AND SUB CONTRACTORS ARE RESPONSIBLE FOR CONFORMING TO ALL APPLICABLE LOCAL CODES AND TRADE STANDARDS.

10) CONTRACTOR SHALL PROVIDE CLIENT OPTIONS FOR MATERIALS, COLORS, FINISHES, AND EQUIPMENT.

11) FIRE ALARM AND SPRINKLER DRAWINGS (IF REQUIRED) ARE NOT WITHIN THE SCOPE OF THESE DRAWINGS AND ARE THE RESPONSIBILITY OF THE GENERAL CONTRACTOR. SUCH DRAWINGS SHALL BE SUBMITTED UNDER A SEPARATE COVER BY A QUALIFIED FIRE PROTECTION CONTRACTOR.

12) MECHANICAL DRAWINGS (IF REQUIRED) ARE NOT WITHIN THE SCOPE OF THESE DRAWINGS AND ARE THE RESPONSIBILITY OF THE GENERAL CONTRACTOR. SUCH DRAWINGS SHALL BE SUBMITTED UNDER A SEPARATE COVER BY A QUALIFIED MECHANICAL ENGINEER.

13) ELECTRICAL DRAWINGS (IF REQUIRED) ARE NOT WITHIN THE SCOPE OF THESE DRAWINGS AND ARE THE RESPONSIBILITY OF THE GENERAL CONTRACTOR. SUCH DRAWINGS SHALL BE SUBMITTED UNDER A SEPARATE COVER BY A QUALIFIED ELECTRICAL ENGINEER.

11) ANY AND ALL DISCREPANCIES BETWEEN DRAWING SHEETS, DISCIPLINES, DIMENSIONS, DETAILS, MATERIALS, AND COLORS SHALL BE BROUGHT TO THE ATTENTION OF THE ARCHITECT PRIOR TO BIDDING AND/ OR CONSTRUCTION IMMEDIATELY UPON DISCOVERY FOR CLARIFICATION.

13) DO NOT SCALE DIMENSIONS FROM BLUEPRINTS, ANY AND ALL DISCREPANCIES OF DIMENSIONS BETWEEN DRAWING SHEETS, DISCIPLINES, AND DETAILS SHALL BE BROUGHT TO THE ATTENTION OF THE ARCHITECT PRIOR TO CONSTRUCTION IMMEDIATELY UPON DISCOVERY FOR CLARIFICATION.

ABBREVIATIONS:

A.F.F.	ABOVE FINISHED FLOOR	COL	COLUMN	ELEC	ELECTRICAL	FT.	FOOT	LT	LEFT	OHD	OVERHEAD DOOR	SIM	SIMILAR	VERT	VERTICAL
ACOUS	ACOUSTICAL	COMM	COMMUNICATION	EL	ELEVATION	FTG	FOOTING	LB	POUND	PR	PAIR	S.B.	SINK BASE	VFY	VERIFY
A.C.T.	ACOUSTICAL CEILING TILE	CONC	CONCRETE	EXIST	EXISTING	FDN	FOUNDATION	LBR	LUMBER	P. LAM	PLASTIC LAMINATE	S.D.	SMOKE DETECTOR	VEST	VESTIBULE
ADDN	ADDITIONAL	C.M.U.	CONCRETE MASONRY UNITS	EXP	EXPANSION	GALV	GALVANIZED	M.O.	MASONRY OPENING	PL	PLATE	S.C.	SOLID CORE	V.C.T.	VINYL COMPOSITION TILE
ALUM	ALUMINUM	CONN	CONNECTION	EXT	EXTERIOR	GSP	GALVANIZED STEEL PIPE	MFG	MANUFACTURER(ED)	PLYWD	PLYWOOD	S.C.W.	SOLID CORE WOOD	V.C.	WALL CABINET
A.B.	ANCHOR BOLT	C.J.	CONTROL JOINT OR	E.I.F.S.	EXTERIOR INSULATION &	GLB	GLULAM BEAM	MAX	MAXIMUM	PRE ENG	PREVIOUSLY ENGINEERED	SPEC	SPECIFICATION	W.W.F.	WELDED WIRE FABRIC
&	AND		CONSTRUCTION JOINT		FINISH SYSTEM	GOVT	GOVERNMENT	MECH	MECHANICAL	PSF	POUNDS PER SQUARE FOOT	SQ	SQUARE	W.W.M.	WELDED WIRE MESH
APPROX	APPROXIMATELY	CONST	CONSTRUCTION	FAB	FABRICATED	G.B.	GRAB BAR	MEMB	MEMBRANE	Q.T.	QUARRY TILE	SQ FT	SQUARE FEET	W/	WITH
ARCH	ARCHITECTURAL	CONT	CONTINUOUS	F.O.C.	FACE OF CONCRETE	GR	GRADE	MWP	MEMBRANE WATERPROOFING	RAD	RADIUS	SST	STAINLESS STEEL	W/O	WITHOUT
ASPH	ASPHALT	CJ	CUSIC	F.O.F.	FACE OF FINISH	GA	GAUGE	MTL	METAL	R.D.	ROOF DRAIN	STL	STEEL	WD	WOOD
@	AT	DK	DECK	F.O.S.	FACE OF STUDS	GYP	GYPSUM	MIN	MINIMUM	REF	REFERENCE	STRUC	STRUCTURAL		
A.W.W.	ALL WEATHER WOOD	DEMO	DEMOLITION	F.O.W.	FACE OF WALL	G.W.B.	GYPSUM WALL BOARD	MIR	MIRROR	REINF	REINFORCE	SUSP	SUSPENDED		
BK	BACK	DTL	DETAIL	F TO F	FACE TO FACE	HC	HANDICAPPED	MISC	MISCELLANEOUS	REQD	REQUIRED	S.A.T.	SUSPENDED ACOUSTICAL TILE		
B.C.	BASE CABINET	DIA	DIAMETER	F.F.	FACTORY FINISH	H.M.	HOLLOW METAL	NOM	NOMINAL	REV	REVERSED	TV	TELEVISION		
BM	BEAM	DIFF	DIFFUSER	F.E.	FIRE EXTINGUISHER	HORIZ	HORIZONTAL	N.A.	NOT APPLICABLE	RT	RIGHT	TELE	TELEPHONE		
BLK	BLOCK	DIM	DIMENSION	F.P.	FIREPROOF	H.B.	HOSE BIB	N.I.C.	NOT IN CONTRACT	RM	ROOM	THRU	THROUGH		
BLKG	BLOCKING	DR	DOOR	FIG	FIGURE	IN	INCH	N.T.S.	NOT TO SCALE	RGH	ROUGH	T.I.	TENANT IMPROVEMENT		
CAB	CABINET	DN	DOWN	FIN	FINISH(ED)	INCL	INCLUDE(ING)	NO.	NUMBER	R.O.	ROUGH OPENING	T.O.	TOP OF		
CPT	CARPET	DS	DOWN SPOUT	F.F.E.	FINISHED FLOOR ELEVATION	INSUL	INSULATE(DON)	#	NUMBER	ø	ROUND	TS	TUBE STEEL		
CSMT	CASEMENT	D.B.	DRAWER BANK	F.E.C.	FIRE EXTINGUISHER CABINET	INT	INTERIOR	O.C.	ON CENTER	RBR	RUBBER	TYP	TYPICAL		
CLG	CEILING	DWG	DRAWING	F.T.	FIRE TREATED	JAN	JANITOR	OPNG	OPENING	S.S.	SANITARY SEWER	TRANSV	TRANSVERSE		
CL	CENTERLINE	D.F.	DRINKING FOUNTAIN	FLR.	FLOOR	JT	JOINT	OPP	OPPOSITE	SCHD	SCHEDULE	U.O.N.	UNLESS OTHERWISE NOTED		
C TO C	CENTER TO CENTER	EA	EACH	F.D.	FLOOR DRAIN			ORIG	ORIGINAL	SECT	SECTION	VAC	VACUUM		
C.T.	CERAMIC TILE	E.W.	EACH WAY	F.L.	FLOW LINE	LAM	LAMINATE	O.R.D.	OVERFLOW ROOF DRAIN	SHT	SHEET	V.B.	VAPOR BARRIER		
						LAV	LAVATORY	O/H	OVERHEAD	SV	SHEET VINYL				

PROJECT NARRATIVE:

THE SCOPE OF WORK REQUIRED BY THE GENERAL CONTRACTOR (GC) AND THEIR SUBCONTRACTORS (SC) IS AS FOLLOWS:

ANY DESIGN WORK BY THE GC SHALL BE SUBMITTED AND APPROVED BY THE OWNER'S REPRESENTATIVE, ARCHITECT, ENGINEERS, AND THE ALASKA STATE FIRE MARSHAL'S OFFICE PRIOR TO COMMENCING WITH CONSTRUCTION.

THIS PROJECT IS AN EXISTING 750 SF 0-LOG WOOD BUILDING IN TOK, ALASKA. MINOR INTERIOR CHANGES WILL OCCUR. SOME WALL PARTITIONS ARE BEING REMOVED AND OTHERS ARE BEING INSTALLED TO CREATE A NEW RETAIL ENVIRONMENT. NO STRUCTURAL WORK WILL OCCUR TO THE BUILDING.

907 Architecture, LLC
PO Box 875570, Wasilla, Alaska 99687
PH: 907.632.5467 C.O.A. #101114

STATE OF ALASKA — Matthew Wilson — 3.20.2019

TOKIN UP RETAIL SHOP
131.4 ALASKA HWY
TOK, ALASKA 99780

CONSTRUCTION DRAWINGS

REVISIONS:

DRAWN BY: MFW
CHECKED BY: MFW
DATE: 3.20.2019
JOB NUMBER: 19111.00

SHEET CONTENTS:
INDEX OF DRAWINGS
AREA OF WORK
GENERAL NOTES
ABBREVIATIONS
PROJECT NARRATIVE

CATEGORY	SHEET
G	1.0

XREF:

PLOTTING DATE:

Received by AMCO 8.13.19

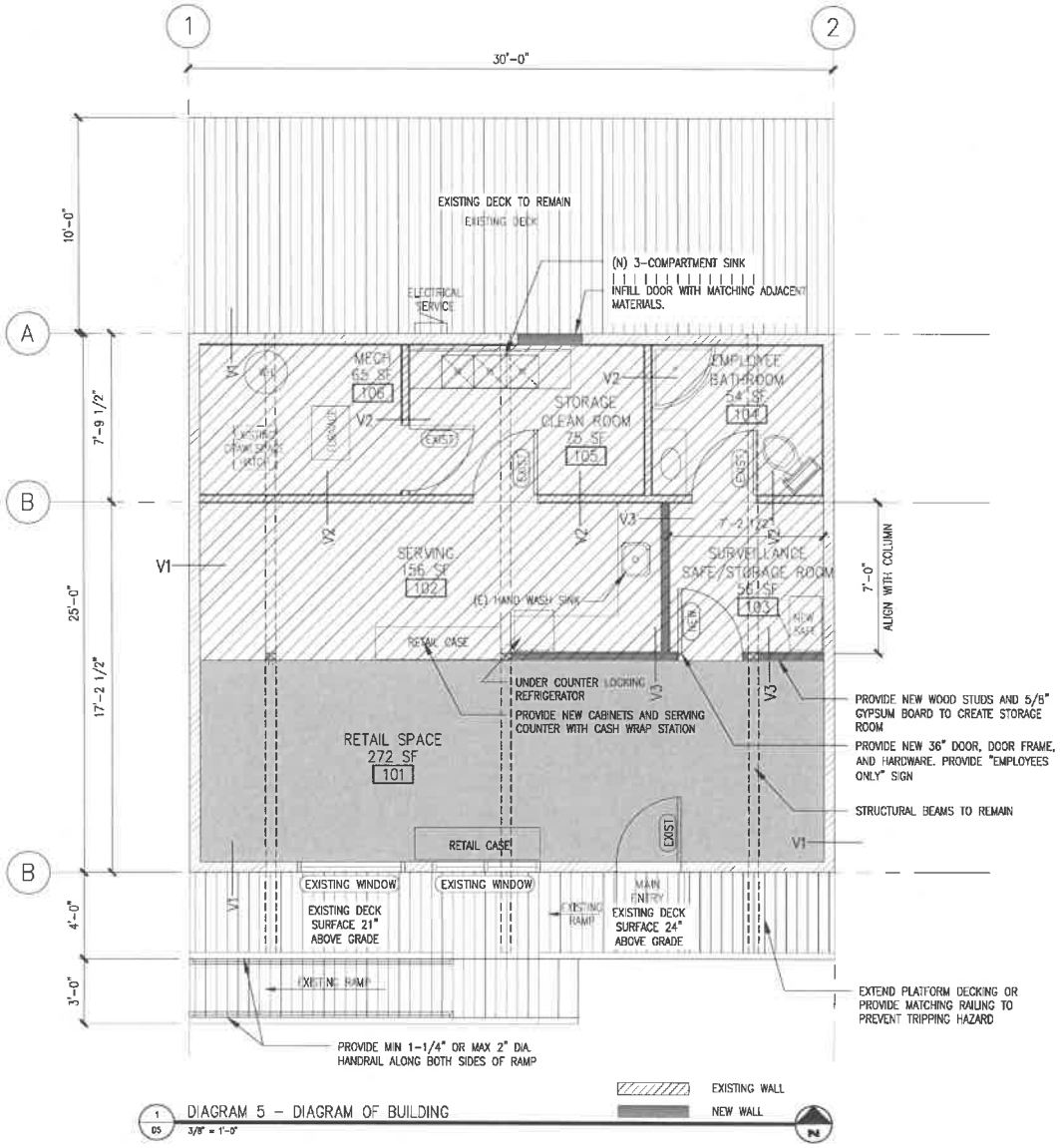

1 / 05 DIAGRAM 5 – DIAGRAM OF BUILDING
3/8" = 1'-0"

XREF:

PLOTTING DATE:

AREA LEGEND

LICENSED PREMISES AREA:

FULL BUILDING WILL BE UTILIZED FOR THE LICENSED PREMISES AREA.

RESTRICTED ACCESS AREAS

PUBLIC ACCESS AREA

VERTICAL ASSEMBLIES:

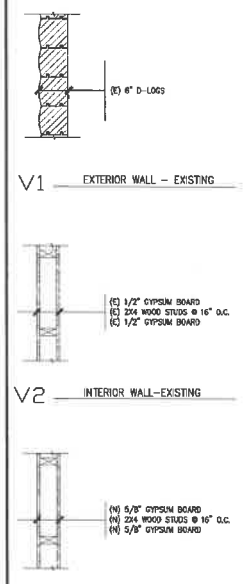

907 Architecture LLC
PO Box 875570, Wasilla, Alaska 99687
PH 907.632.6487
C.O.A. #101114

TOKIN UP RETAIL SHOP
131.4 ALASKA HWY
TOK, ALASKA 99780

PREMISES DIAGRAMS

REVISIONS:

DRAWN BY: MFW
CHECKED BY: MFW
DATE: 3.20.2019
JOB NUMBER: 19111.00

SHEET CONTENTS:
DIAGRAM 5
DIAGRAM OF BUILDING

CATEGORY	SHEET
D	5

Received by AMCO 8.13.19

PROPERTY INFORMATION

LEGAL ADDRESS:
RESUBDIVISION OF LOT 3, U.S. SURVEY NO. 2787 & LOT 90, WITHIN SURVEYED SECTION 19, T18N, R13E, C.R.M., ALASKA FAIRBANKS RECORDING DISTRICT.

SITE ADDRESS
131.4 ALASKA HWY, TOK, ALASKA

SIZE:
15,540 SF

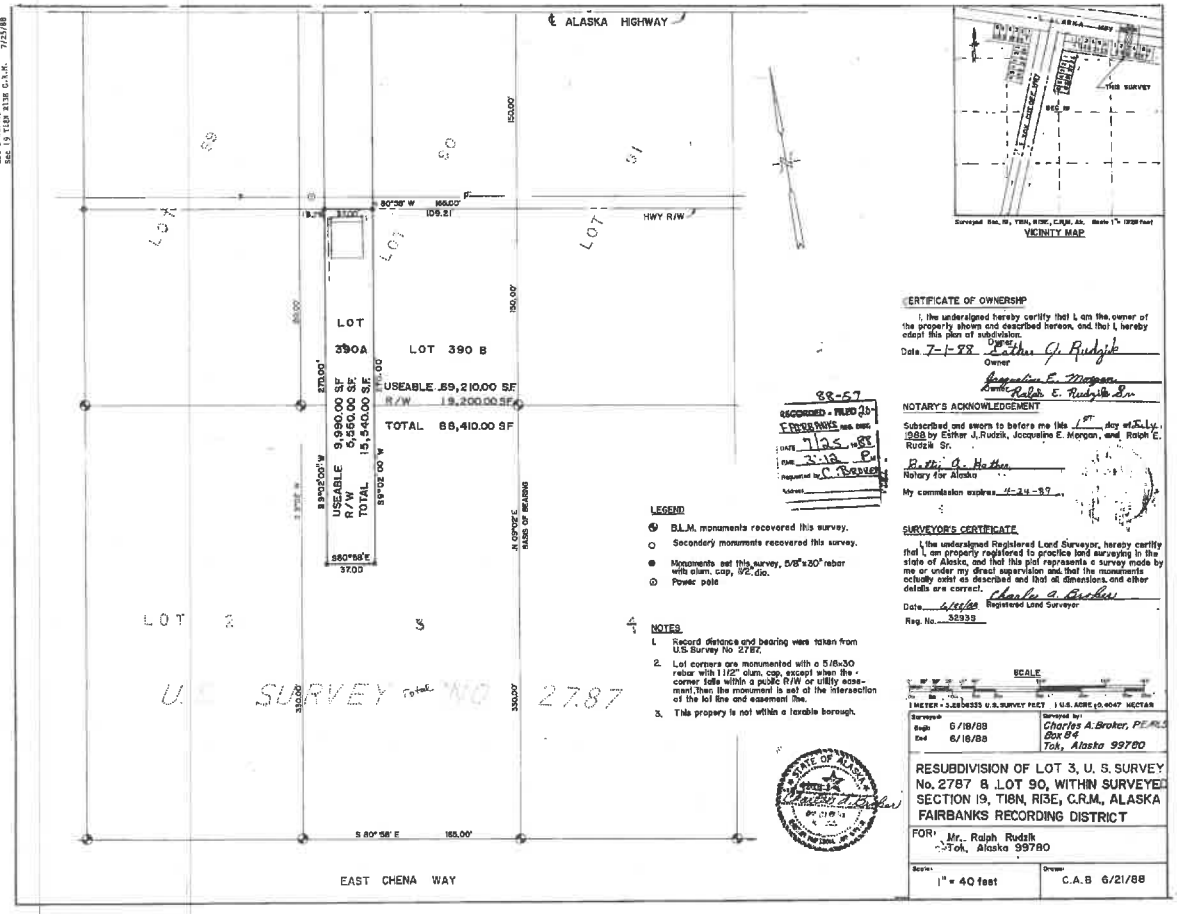

1 / C1.1 SURVEY PLAT
N.T.S.

907 Architecture, LLC
PO Box 875570, Wasilla, Alaska 99687
PH: 907.632.8487 C.O.A. #01114

TOKIN UP RETAIL SHOP
131.4 ALASKA HWY
TOK, ALASKA 99780

CONSTRUCTION DRAWINGS

REVISIONS:

DRAWN BY: MFW
CHECKED BY: MFW
DATE: 3.20.2019
JOB NUMBER: 19111.00

SHEET CONTENTS:
SURVEY PLAT
PROPERTY INFORMATION

CATEGORY	SHEET
G	1.1

XREF:

PLOTTING DATE:

Received by AMCO 8.13.19

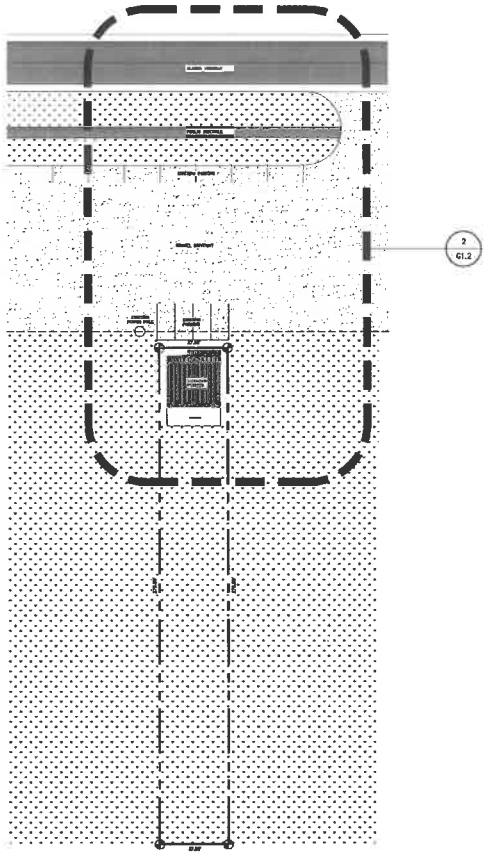

1 G1.2 SITE PLAN
N.T.S.

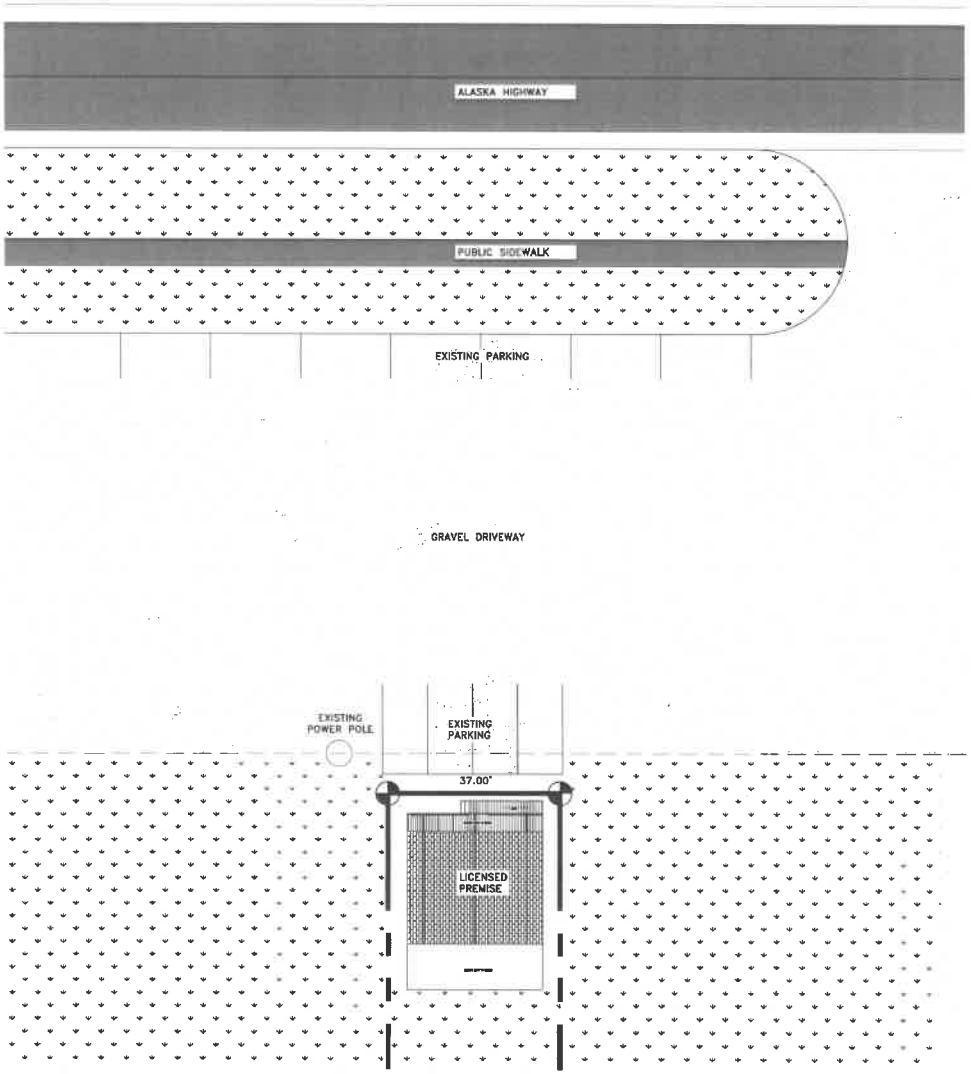

2 G1.2 ENLARGED SITE PLAN
N.T.S.

907 Architecture, LLC
PO Box 875570, Wasilla, Alaska 99687
PH: 907.632.6487 C.O.A. #01114

STATE OF ALASKA
49TH
Mathew Wilson
No. 13508
1.10.2019
REGISTERED PROFESSIONAL ARCHITECT

TOKIN UP RETAIL SHOP
131.4 ALASKA HWY
TOK, ALASKA 99780

CONSTRUCTION DRAWINGS

REVISIONS:

DRAWN BY: MFW
CHECKED BY: MFW
DATE: 3.20.2019
JOB NUMBER: 19111.00

SHEET CONTENTS:
SITE PLAN
ENLARGED SITE PLAN

CATEGORY	SHEET
G	1.2

XREF:

PLOTTING DATE:

Received by AMCO 8.13.19

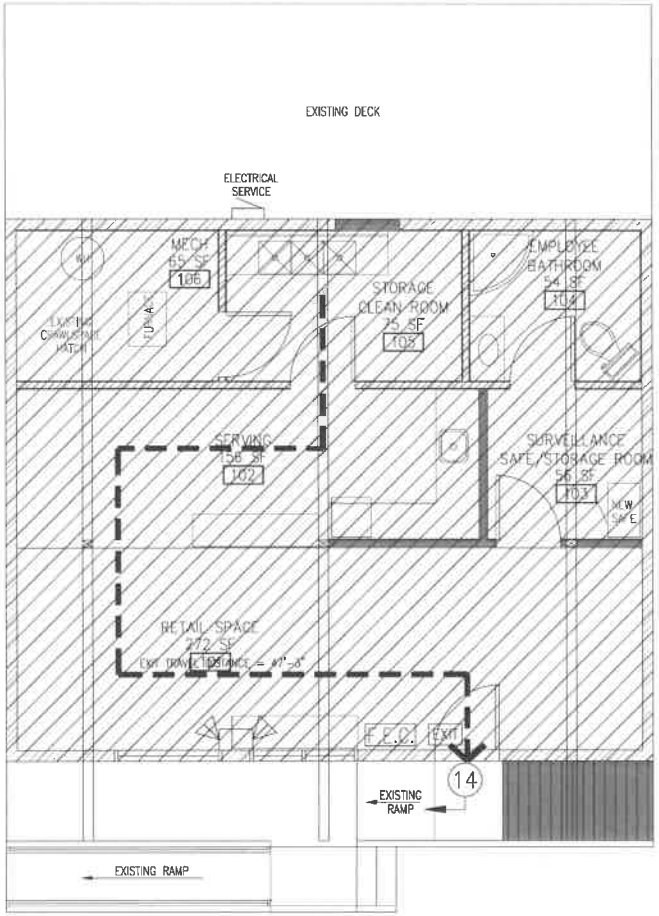

CODE PLAN
1/4" = 1'-0"

CODE LEGEND

- MERCANTILE (M) OCCUPANCY
- FIRE EXTINGUISHER (2.5A:10-B:C)
- OCCUPANTS EXISTING
- EXIT SIGN WITH EMERGENCY LIGHTS
- EMERGENCY LIGHTS
- EGRESS ROUTE < 75'

CODE ANALYSIS

REFERENCE
CODE ANALYSIS — INTERNATIONAL BUILDING CODE 2012 EDITION (IBC-2012)

OCCUPANCY CLASSIFICATION (REF: IBC-2012, SEC. 304)
GROUP M (MERCANTILE)

OCCUPANCY SEPARATION (REF: IBC-2012, TABLE. 508.4)
SINGLE OCCUPANCY – NO SEPARATION REQUIRED

TYPE OF CONSTRUCTION (REF: IBC-2012, TABLE 601)
TYPE V-B (NON-SPRINKLERED)

HEIGHT AND NUMBER OF STORIES (REF: IBC-2012, TABLE 503)

GROUP M:	ALLOWED	40'-0"	1 STORY	9,000 S.F.
	PROVIDED	14'-6"	1 STORY	750 S.F. => SATISFIED
				750 S.F. TOTAL BUILDING AREA

FRONTAGE INCREASE & AUTOMATIC SPRINKLER INCREASE: (REF: IBC-2012, SEC. 506)
NOT REQUIRED

CONSTRUCTION REQUIREMENTS (REF: IBC-2012, TABLE 601)

FIRE RESISTANCE RATINGS	
STRUCTURAL FRAME	0 HR
BEARING WALLS	
EXTERIOR	0 HR
INTERIOR	0 HR
NON-BEARING WALLS/PARTITIONS	
EXTERIOR	0 HR
INTERIOR	0 HR
FLOOR CONSTRUCTION	0 HR
ROOF CONSTRUCTION	0 HR

OCCUPANT LOAD (REF: IBC-2012, TABLE 1004.1.1)
SEE CODE PLANS
M AREA
413SF / 30 SF = 14 OCCUPANTS

EXIT ACCESS TRAVEL DISTANCE (REF: IBC-2012, SEC. 1014.3)
EXIT ACCESS TRAVEL DISTANCE SHALL NOT EXCEED 75' => SATISFIED

EXIT SIGNS (REF: IBC-2012, SEC. 1011)
EXITS AND EXIT ACCESS DOORS SHALL BE MARKED BY AN APPROVED EXIT SIGN READILY VISIBLE FROM ANY DIRECTION OF EGRESS TRAVEL => SATISFIED

EXIT SIGN ILLUMINATION (REF: IBC-2012, SEC. 1011.2)
EXIT SIGNS SHALL BE INTERNALLY OR EXTERNALLY ILLUMINATED. => SATISFIED.

COMMON PATH OF EGRESS TRAVEL (REF: IBC-2012, TABLE 1014.3)
COMMON PATH OF EGRESS TRAVEL SHALL BE LESS THAN 75' => SATISFIED.

SPACES WITH ONE EXIT (REF: IBC-2012, TABLE 1015.1)
MAXIMUM OCCUPANT LOAD SHALL BE LESS THAN 49 => SATISFIED.

MEANS OF EGRESS ILLUMINATION (REF: IBC-2012, SEC. 1006)
THE MEANS OF EGRESS, INCLUDING THE EXIT DISCHARGE, SHALL BE ILLUMINATED AT ALL TIMES THE BUILDING SPACE SERVED BY THE MEANS OF EGRESS IS OCCUPIED. => SATISFIED

PLUMBING REQUIREMENTS (REF: IBC-2012, CHAPTER 29)
NO PUBLIC RESTROOMS AVAILABLE DUE TO SECURITY CONCERNS.

907 Architecture, LLC
PO Box 875570, Wasilla, Alaska 99687
Ph: 907.632.6467
C.O.A. #01114

STATE OF ALASKA 49TH Matthew Wilson No. 13508 3.20.2019 Professional Architect

TOKIN UP RETAIL SHOP
131.4 ALASKA HWY
TOK, ALASKA 99780

CONSTRUCTION DRAWINGS

REVISIONS:

DRAWN BY: MFW
CHECKED BY: MFW
DATE: 3.20.2019
JOB NUMBER: 19111.00

SHEET CONTENTS:
CODE PLAN
CODE LEGEND
CODE ANALYSIS

CATEGORY	SHEET
G	1.3

XREF:

PLOTTING DATE:

Received by AMCO 8.13.19

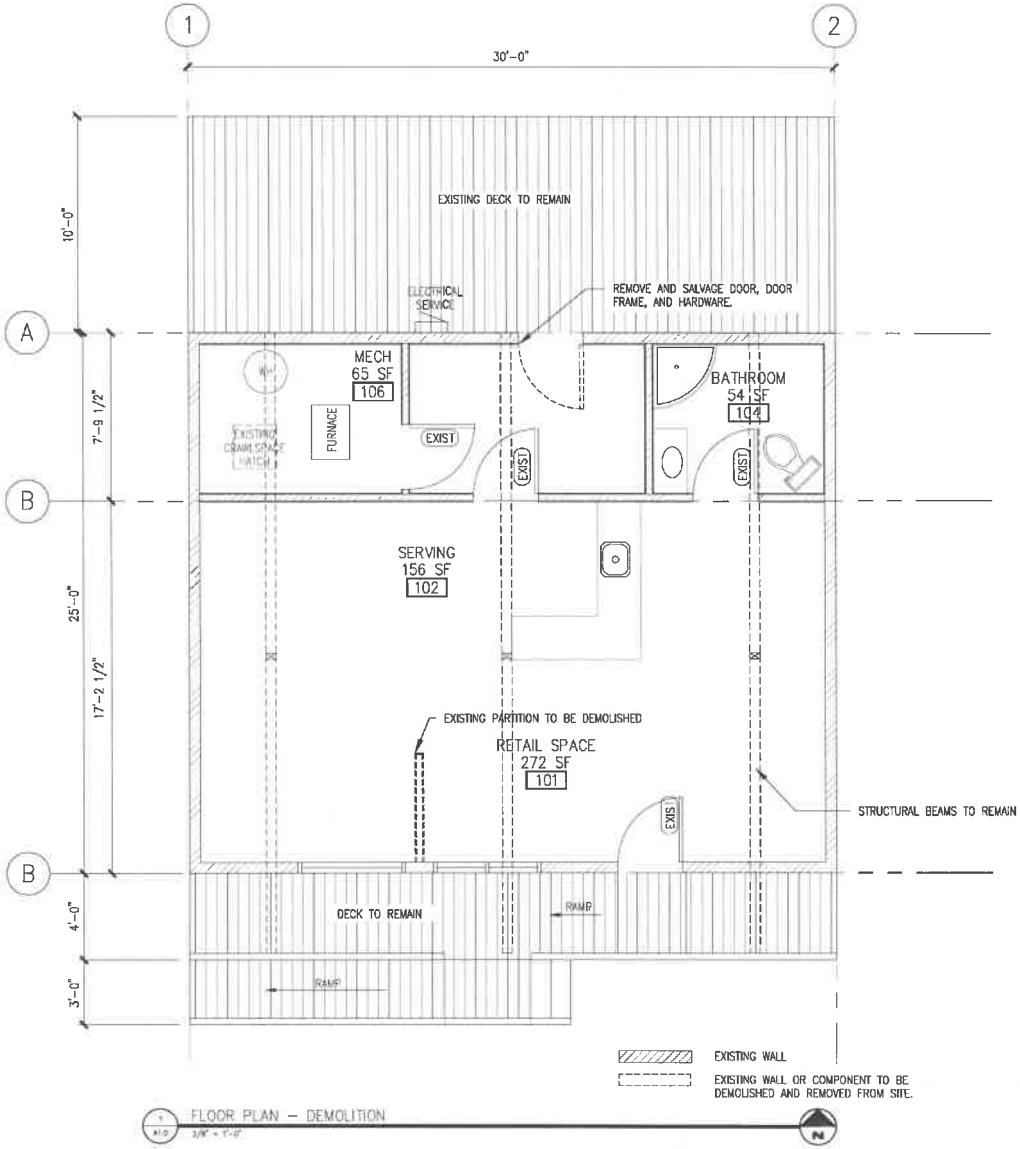

1 A1.0 FLOOR PLAN – DEMOLITION
3/8" = 1'-0"

XREF:

PLOTTING DATE:

907 Architecture LLC
PO Box 875570, Wasilla, Alaska 99687
PH 907.632.6487 C.O.A. #01114

STATE OF ALASKA 49TH Mallhew Wilson No.13608 3.20.2019 REGISTERED PROFESSIONAL ARCHITECT

TOKIN UP RETAIL SHOP
131.4 ALASKA HWY
TOK, ALASKA 99780

CONSTRUCTION DRAWINGS

REVISIONS:

DRAWN BY: MFW
CHECKED BY: MFW
DATE: 3.20.2019
JOB NUMBER: 19111.00

SHEET CONTENTS:
FLOOR PLAN – DEMO

CATEGORY	SHEET
A	1.0

Received by AMCO 8.13.19

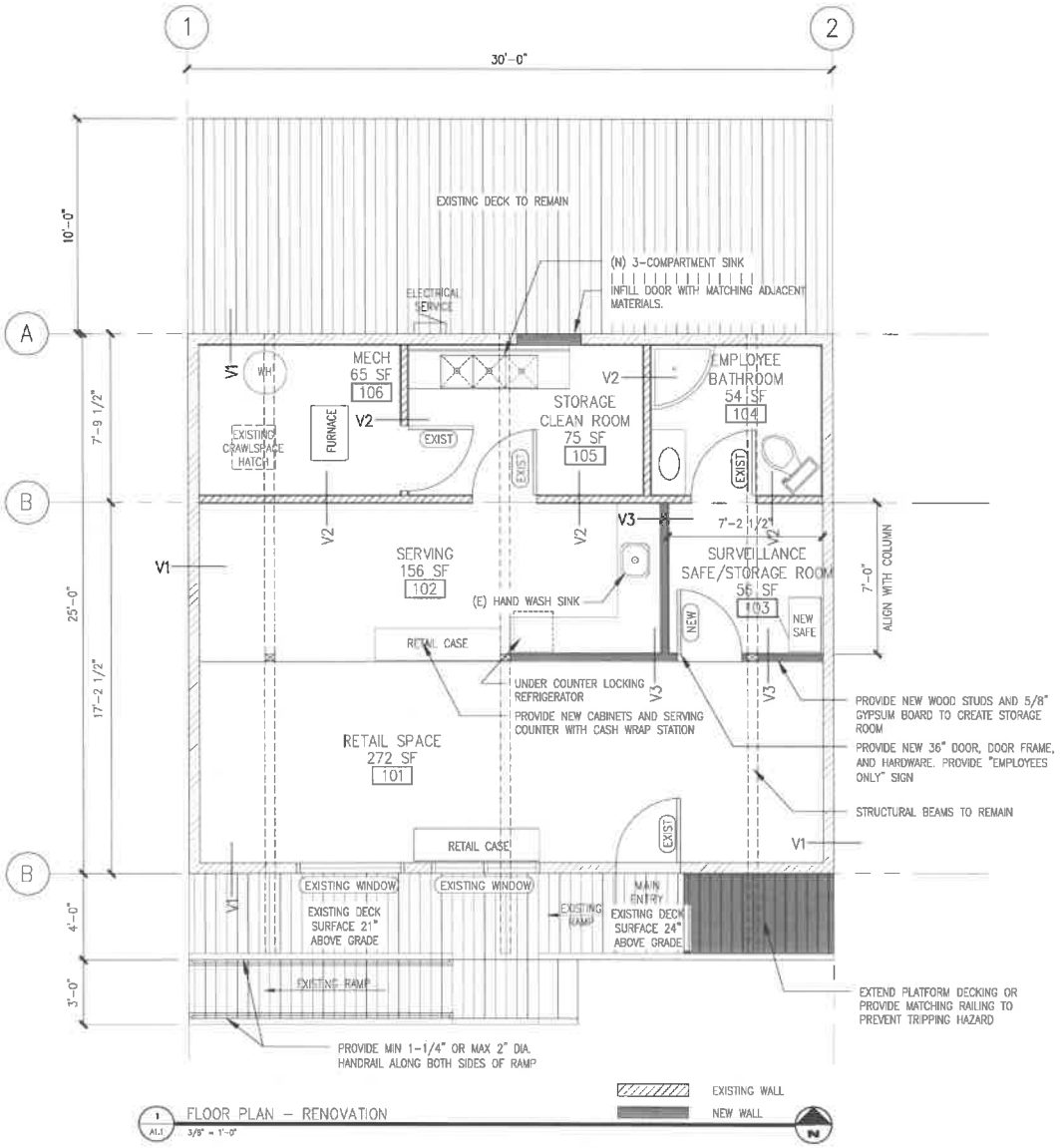

1 A1.1 FLOOR PLAN – RENOVATION
3/8" = 1'-0"

VERTICAL ASSEMBLIES:

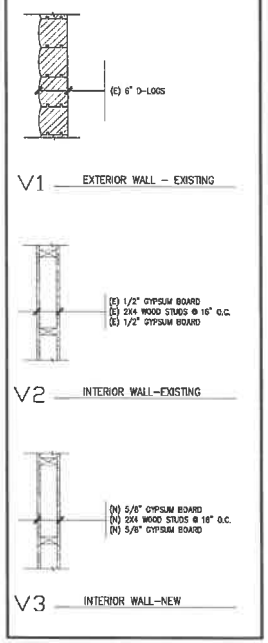

907 Architecture, LLC
PO Box 875570, Wasilla, Alaska 99687
PH 907.632.6487 C.O.A. #101114

STATE OF ALASKA
49TH
Matthew Wilson
No. 13358
3.20.2019
REGISTERED PROFESSIONAL ARCHITECT

TOKIN UP RETAIL SHOP
131.4 ALASKA HWY
TOK, ALASKA 99780

CONSTRUCTION DRAWINGS

REVISIONS:

DRAWN BY: MFW
CHECKED BY: MFW
DATE: 3.20.2019
JOB NUMBER: 19111.00

SHEET CONTENTS:
FLOOR PLAN-RENO
VERTICAL ASSEMBLIES

CATEGORY	SHEET
A	1.1

XREF:

PLOTTING DATE:

Received by AMCO 8.13.19