Alcohol and Marijuana Control Office
550 W 7th Avenue, Suite 1600
Anchorage, AK 99501
marijuana.licensing@alaska.gov
https://www.commerce.alaska.gov/web/amco
Phone: 907.269.0350

Alaska Marijuana Control Board

Form MJ-02: Premises Diagram

What is this form?

A detailed diagram of the proposed licensed premises is required for all marijuana establishment license applications, per 3 AAC 306.020(b)(8). **All areas designated as the licensed premises of a single license must be contiguous. All diagrams must have the licensed premises area labeled, and outlined or shaded as appropriate.**

What must be submitted with this form?

Applicants must attach multiple diagrams to this form, including (as applicable):

- **Diagram 1:**
  a diagram showing only the licensed premises areas that will be ready to be **operational at the time of your preliminary inspection** and license issuance;

- **Diagram 2:**
  if different than Diagram 1, a diagram outlining **all areas for which the licensee has legal right of possession** (a valid lease or deed), and clearly showing those areas' relationship to the current proposed licensed premises *(details of any planned expansion areas do not need to be included; a complete copy of Form MJ-14: Licensed Premises Diagram Change must be submitted and approved before any planned expansion area may be added to the licensed premises);*

- **Diagram 3:**
  a **site plan or as-built of the entire lot**, showing all structures on the property and clearly indicating which area(s) will be part of the licensed premises;

- **Diagram 4:**
  an **aerial photo of the entire lot and surrounding lots**, showing a view of the entire property and surrounding properties, and clearly indicating which area(s) will be part of the licensed premises *(this can be obtained from sources like Google Earth)*; and

- **Diagram 5:**
  a diagram of the **entire building in which the licensed premises is located**, clearly distinguishing the licensed premises from unlicensed areas and/or premises of other licenses within the building. If your proposed licensed premises is located within a building or building complex that contains multiple business and/or tenants, please provide the addresses and/or suite numbers of the other businesses and/or tenants *(a separate diagram is not required for an establishment that is designating the entire building as a single licensed premises).*

This form, and all necessary diagrams that meet the requirements on Page 2 of this form, must be completed and submitted to AMCO's main office before any new or transfer license application will be considered complete.

Section 1 – Establishment Information

Enter information for the business seeking to be licensed, as identified on the license application.

Licensee:	GUEST SERVICES, LLC.	**MJ License #:**			21022
License Type:	Marijuana Concentrate Manufacturing Facility				
Doing Business As:	CHOICE EXTRACTS				
Premises Address:	12668 W. Westen Dr.				
City:	Houston	**State:**	Alaska	**ZIP:**	99694

AMCO Received 1/3/2020

Alaska Marijuana Control Board

Form MJ-02: Premises Diagram

Section 2 – Required Information

For your security, do not include locations of security cameras, motion detectors, panic buttons, and other security devices.
Items marked with a double asterisks (**) are only required for those retail marijuana establishments that are also applying for an onsite consumption endorsement.

The following details must be included in all diagrams:

- [X] License number and DBA
- [X] Legend or key
- [X] Color coding
- [X] Licensed Premises Area Labeled and Shaded, or Outlined as appropriate
- [X] Dimensions
- [X] Labels
- [X] True north arrow

The following additional details must be included in Diagram 1:

- [X] Surveillance room
- [X] Restricted access areas
- [X] Storage areas
- [X] Entrances, exits, and windows
- [X] Walls, partitions, and counters
- [X] Any other areas that must be labeled for specific license or endorsement types
- [ ] ** Serving area(s)
- [ ] **Employee monitoring area(s)
- [ ] **Ventilation exhaust points, if applicable

The following additional details must be included in Diagram 2:

- [X] Areas of ingress and egress
- [X] Entrances and exits
- [X] Walls and partitions

The following additional details must be included in Diagrams 3 and 4:

- [X] Areas of ingress and egress
- [X] Cross streets and points of reference

The following additional details must be included in Diagram 5:

- [X] Areas of ingress and egress
- [X] Entrances and exits
- [X] Walls and partitions
- [X] Cross streets and points of reference

I declare under penalty of unsworn falsification that I have attached all necessary diagrams that meet the above requirements, and that this form, including all accompanying schedules, statements, and depictions is true, correct, and complete.

Signature of licensee

Johnathon Guest

Printed name of licensee

LANCE G. WEE NOTARY PUBLIC STATE OF ALASKA

Notary Public in and for the State of Alaska

My commission expires: 6.18.19

Subscribed and sworn to before me this 14 day of August, 2019

License # 21022

AMCO Received 1/3/2020

Choice Extracts - MJ-02 Diagrams 1, 2, and 5
License # : 21022 - Concentrate Manufacturing Facility

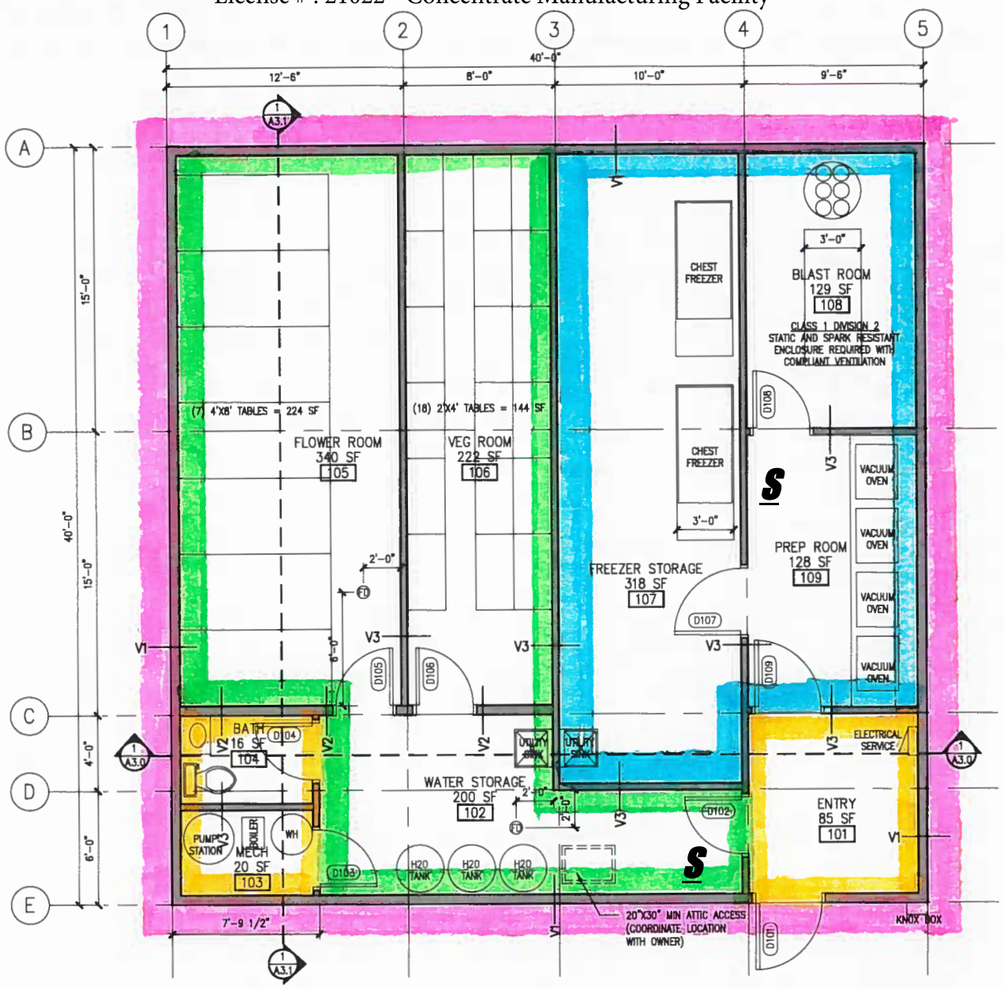

1 A1.1 FLOOR PLAN
1/4" = 1'-0"

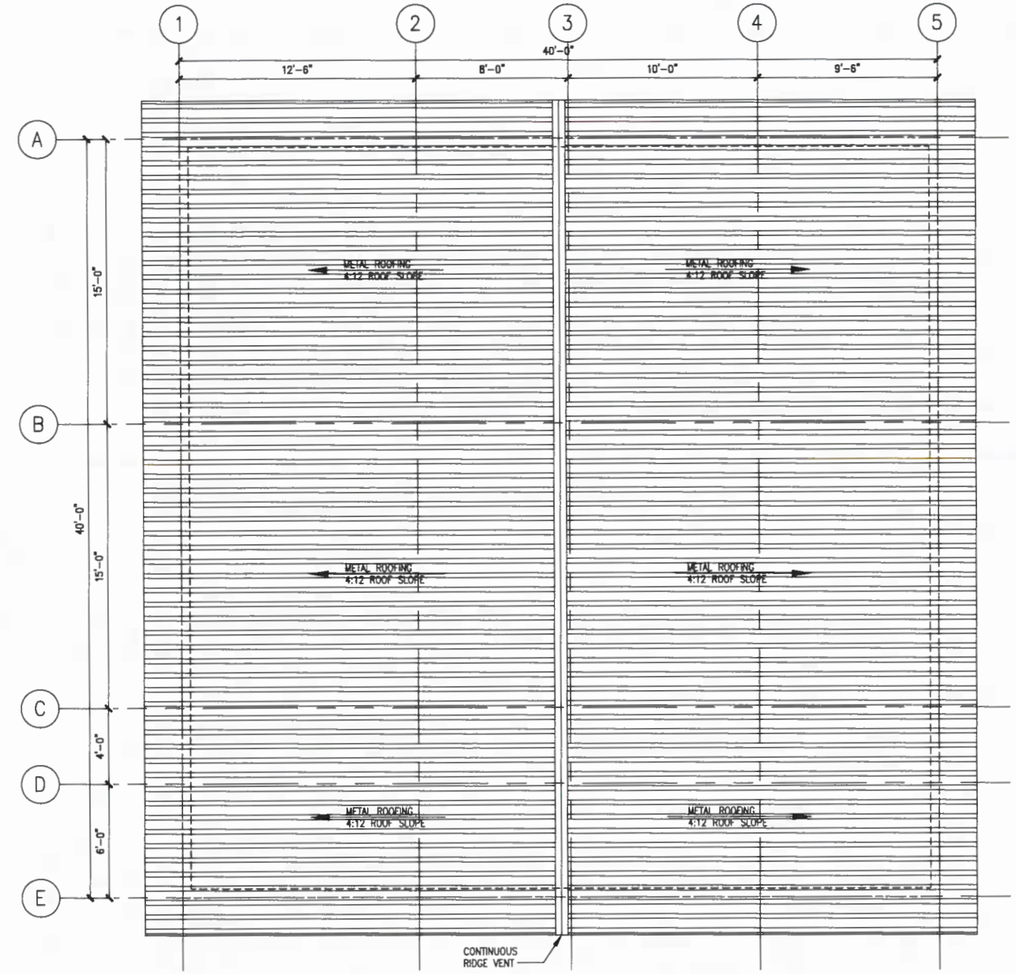

2 A1.1 ROOF PLAN
1/4" = 1'-0"

:Licensees' lawful right to possession

:"Unrestricted" areas- bathroom, en try, mechanical room

: Choice Extracts- (Cultivation Facility) - LIC # 21021
Restricted Access Area

: Choice Extracts- (Manufacturing Facility) - LIC # 21022
Restricted Access Area

S : Surveillance Areas

VENTILATION REQUIREMENTS:

R806.2 ROOF VENTILATION MINIMUM AREA.
THE TOTAL NET FREE VENTILATING AREA SHALL NOT BE LESS THAN 1/150 OF THE AREA OF THE SPACE VENTILATED EXCEPT THAT REDUCTION OF THE TOTAL AREA TO 1/300 IS PERMITTED PROVIDED THAT AT LEAST 50 PERCENT AND NOT MORE THAN 80 PERCENT OF THE REQUIRED VENTILATING AREA IS PROVIDED BY VENTILATORS LOCATED IN THE UPPER PORTION OF THE SPACE TO BE VENTILATED AT LEAST 3 FEET (914 MM) ABOVE THE EAVE OR CORNICE VENTS WITH THE BALANCE OF THE REQUIRED VENTILATION PROVIDED BY EAVE OR CORNICE VENTS. AS AN ALTERNATIVE, THE NET FREE CROSS-VENTILATION AREA MAY BE REDUCED TO 1/300 WHEN A CLASS I OR II VAPOR BARRIER IS INSTALLED ON THE WARM-IN-WINTER SIDE OF THE CEILING.

TOTAL ROOF VENTILATION REQUIRED:
1,600 SF / 300 = 5.33 SF REQUIRED

SOFFIT VENTILATION:
12.56 SQ IN/TRUSS BAY (4-2" DIA HOLES) * 20 BAYS = 251.2 SQ IN * 2 = 502.4 SQ INCHES (3.49 SQ FT)

RIDGE VENTILATION:
40' LINEAL FEET * 20 SQ IN/FOOT = 800 SQ IN (5.5 SF OF VENT OPENING)

TOTAL VENTILATION:
8.99 SF OF VENTILATION > 5.33 SF => SATISFIED

VERTICAL ASSEMBLIES:

1. GYPSUM BOARD SEALER SHALL BE APPLIED ON WALLS AND CEILING BEFORE PAINTING FLOWERING ROOMS.
2. LOW OR NON-VOC FINISHES SHALL BE UTILIZED THROUGHOUT PROJECT TO PREVENT NEW MATERIALS OFF GASING.

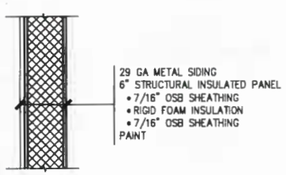

V1 EXTERIOR WALL

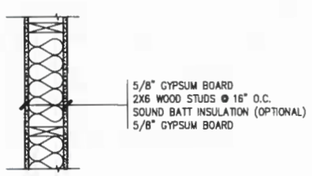

V2 INTERIOR WALL

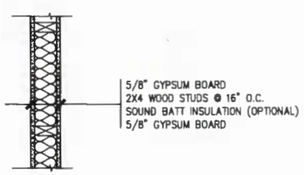

V3 INTERIOR WALL

907 Architecture, LLC
PO Box 875570, Wasilla, Alaska 99687
PH 907.632.6487 C.O.A. #101114

STATE OF ALASKA 49TH Matthew Wilson No.13556 12.19.2018 REGISTERED PROFESSIONAL ARCHITECT

CHOICE EXTRACTS
12668 W. WESTEN DRIVE
HOUSTON, ALASKA 99623

CONSTRUCTION DRAWINGS

REVISIONS:

DRAWN BY: MFW
CHECKED BY: MFW
DATE: 12.19.2018
JOB NUMBER: 18133.00

SHEET CONTENTS:
FLOOR PLAN
ROOF PLAN
VERTICAL ASSEMBLIES
VENTILATION REQD

CATEGORY	SHEET
A	1.1

XREF:

PLOTTING DATE:

AMCO Received 1/3/2020

Choice Extracts - MJ-02 Diagrams 1, 2, and 5
License # : 21022 - Concentrate Manufacturing Facility

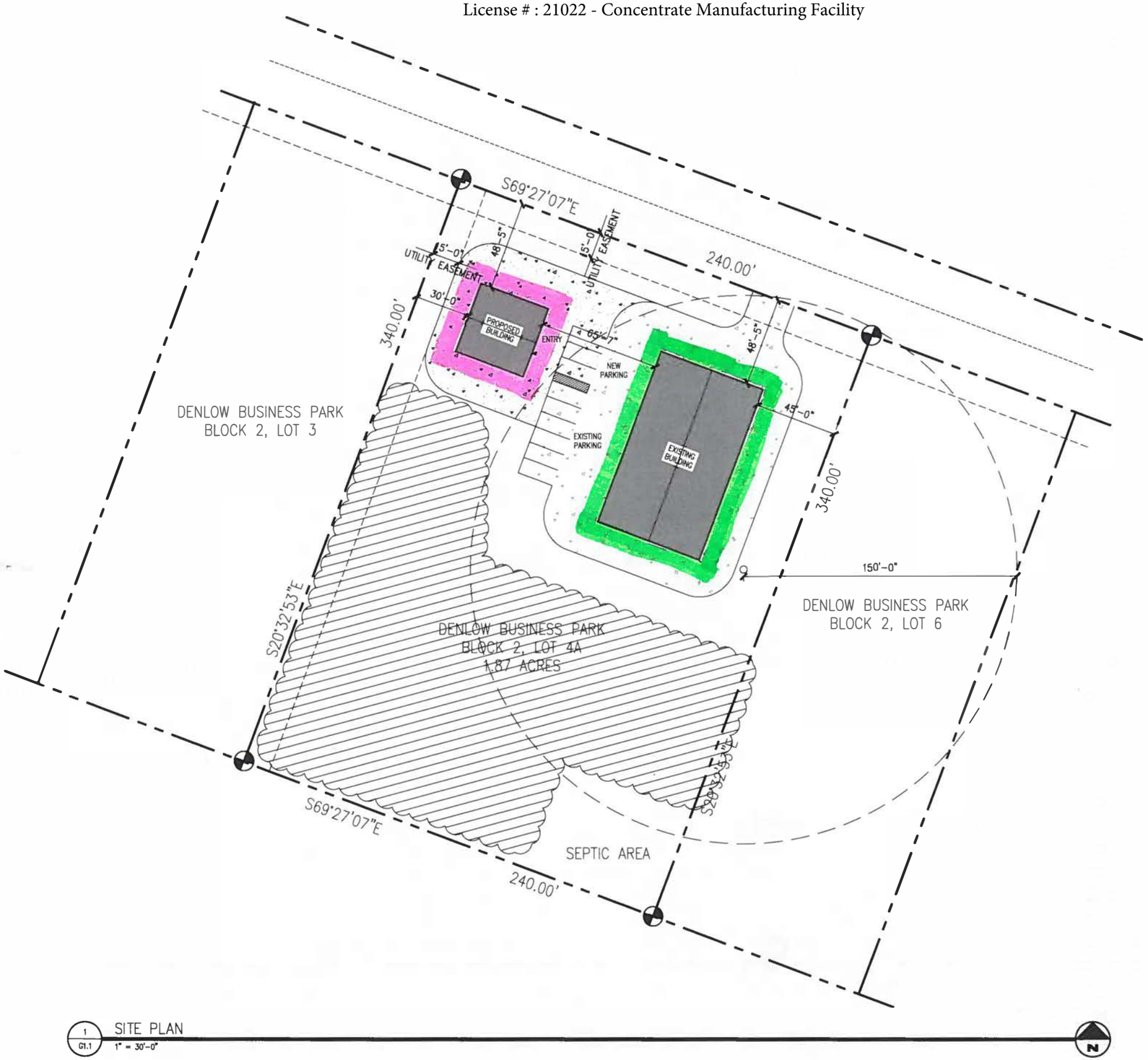

1 G1.1 SITE PLAN
1" = 30'-0"

PROPERTY INFORMATION

LEGAL ADDRESS:
DENLOW BUSINESS PARK, BLOCK 2 LOT 4A

SITE ADDRESS
12668 W. WESTEN DR, HOUSTON, ALASKA 99623

SIZE:
1.87 ACRES

LEGEND

- NEW GRAVEL
- EXISTING GRAVEL
- EXISTING FOLIAGE OR TREES
- LAWN AREA

Existing Licensed Cultivation : Guest Services

New structure being constructed for new proposed licensed premises,Choice Extracts:
Lic# 21021 (limited cultivation) and
Lic# 21022 (concentrate manufacturing)

907 Architecture LLC
PO Box 875570, Wasilla, Alaska 99687
PH 907.632.6487 C.O.A. #101114

STATE OF ALASKA 49TH Matthew Wilson No.13556 12.19.2018 REGISTERED PROFESSIONAL ARCHITECT

CHOICE EXTRACTS
12668 W. WESTEN DRIVE
HOUSTON, ALASKA 99623

CONSTRUCTION DRAWINGS

REVISIONS:

DRAWN BY: MFW
CHECKED BY: MFW
DATE: 12.19.2018
JOB NUMBER: 18133.00

SHEET CONTENTS:
SITE PLAN
PROPERTY INFORMATION
LEGEND

CATEGORY	SHEET
G	1.1

XREF:

PLOTTING DATE:

AMCO Received 1/3/2020



AMCO Received 1/3/2020