Alcohol and Marijuana Control Office
550 W 7th Avenue, Suite 1600
Anchorage, AK 99501
marijuana.licensing@alaska.gov
https://www.commerce.alaska.gov/web/amco
Phone: 907.269.0350

Alaska Marijuana Control Board

Form MJ-02: Premises Diagram

What is this form?

A detailed diagram of the proposed licensed premises is required for all marijuana establishment license applications, per 3 AAC 306.020(b)(8). **All areas designated as the licensed premises of a single license must be contiguous.** **All diagrams must have the licensed premises area labeled, and outlined or shaded as appropriate.**

What must be submitted with this form?

Applicants must attach multiple diagrams to this form, including (as applicable):

- **Diagram 1:**
  a diagram showing only the licensed premises areas that will be ready to be **operational at the time of your preliminary inspection** and license issuance;

- **Diagram 2:**
  if different than Diagram 1, a diagram outlining **all areas for which the licensee has legal right of possession** (a valid lease or deed), and clearly showing those areas' relationship to the current proposed licensed premises *(details of any planned expansion areas do not need to be included; a complete copy of Form MJ-14: Licensed Premises Diagram Change must be submitted and approved before any planned expansion area may be added to the licensed premises);*

- **Diagram 3:**
  a **site plan or as-built of the entire lot**, showing all structures on the property and clearly indicating which area(s) will be part of the licensed premises;

- **Diagram 4:**
  an **aerial photo of the entire lot and surrounding lots**, showing a view of the entire property and surrounding properties, and clearly indicating which area(s) will be part of the licensed premises *(this can be obtained from sources like Google Earth)*; and

- **Diagram 5:**
  a diagram of the **entire building in which the licensed premises is located**, clearly distinguishing the licensed premises from unlicensed areas and/or premises of other licenses within the building. If your proposed licensed premises is located within a building or building complex that contains multiple business and/or tenants, please provide the addresses and/or suite numbers of the other businesses and/or tenants *(a separate diagram is not required for an establishment that is designating the entire building as a single licensed premises)*.

This form, and all necessary diagrams that meet the requirements on Page 2 of this form, must be completed and submitted to AMCO's main office before any new or transfer license application will be considered complete.

Section 1 – Establishment Information

Enter information for the business seeking to be licensed, as identified on the license application.

Licensee:	Airport Way Trade Center LLC	**MJ License #:**	22809		
License Type:	Retail Marijuana Store				
Doing Business As:	Airport Way Best Bud				
Premises Address:	3598 Airport Way				
City:	Fairbanks	**State:**	Alaska	**ZIP:**	99709

AMCO
JAN 10 2020

Alaska Marijuana Control Board

Form MJ-02: Premises Diagram

Section 2 – Required Information

For your security, do not include locations of security cameras, motion detectors, panic buttons, and other security devices.
Items marked with a double asterisks (**) are only required for those retail marijuana establishments that are also applying for an onsite consumption endorsement.

The following details must be included in all diagrams:

- ☒ **License number and DBA**
- ☒ **Legend or key**
- ☒ **Color coding**
- ☒ **Licensed Premises Area Labeled and Shaded, or Outlined as appropriate**
- ☒ **Dimensions**
- ☒ **Labels**
- ☒ **True north arrow**

The following additional details must be included in Diagram 1:

- ☒ **Surveillance room**
- ☒ **Restricted access areas**
- ☒ **Storage areas**
- ☒ **Entrances, exits, and windows**
- ☒ **Walls, partitions, and counters**
- ☐ **Any other areas that must be labeled for specific license or endorsement types**
- ☐ **** Serving area(s)**
- ☐ ****Employee monitoring area(s)**
- ☐ ****Ventilation exhaust points, if applicable**

The following additional details must be included in Diagram 2:

- ☒ **Areas of ingress and egress**
- ☒ **Entrances and exits**
- ☒ **Walls and partitions**

The following additional details must be included in Diagrams 3 and 4:

- ☒ **Areas of ingress and egress**
- ☒ **Cross streets and points of reference**

The following additional details must be included in Diagram 5:

- ☒ **Areas of ingress and egress**
- ☒ **Entrances and exits**
- ☒ **Walls and partitions**
- ☒ **Cross streets and points of reference**

AMCO
JAN 10 2020

I declare under penalty of unsworn falsification that I have attached all necessary diagrams that meet the above requirements, and that this form, including all accompanying schedules, statements, and depictions is true, correct, and complete.

Signature of licensee

RICHARD BARNES
Printed name of licensee

STATE OF ALASKA
NOTARY PUBLIC
Sara Ann Taylor
My Commission Expires: 11/2/21

Notary Public in and for the State of Alaska

My commission expires: 11/2/21

Subscribed and sworn to before me this 9th day of December 2, 2019.

License # 22809

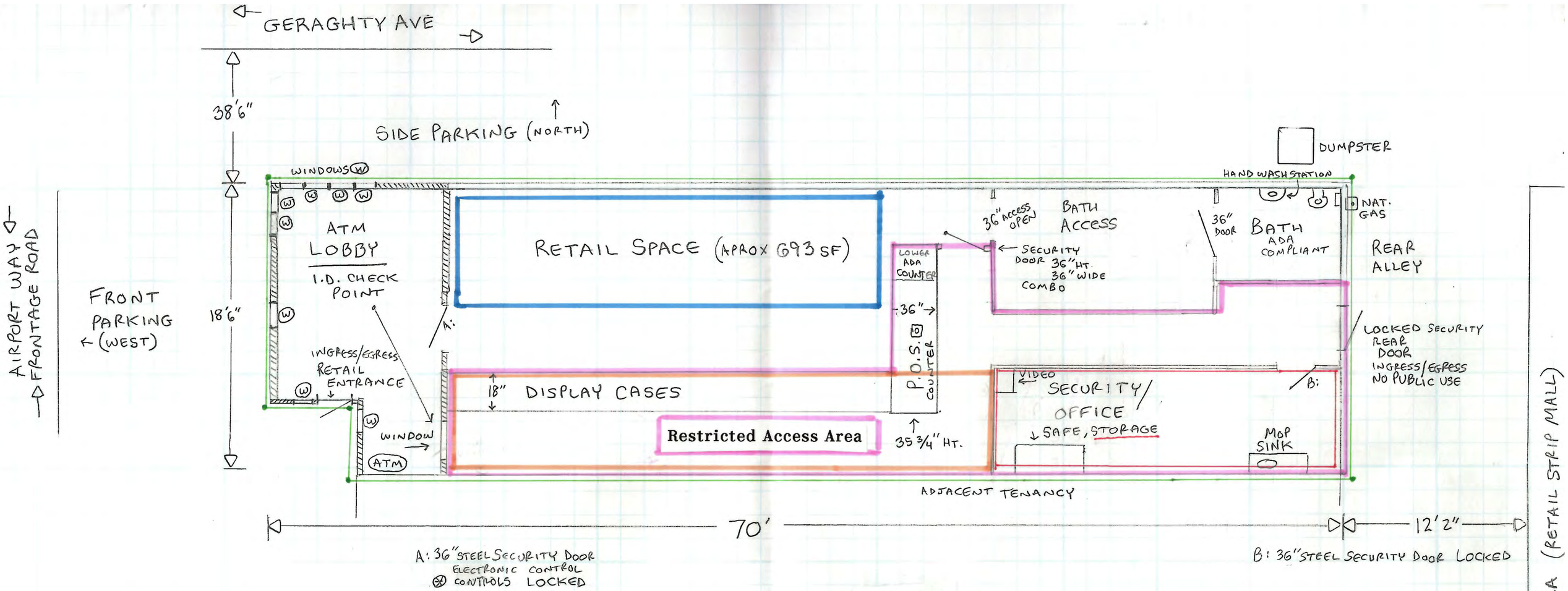

AMCO KEY

- LICENSED LAWFUL RIGHT TO POSSESION + PROPOSED LICENSED PREMISIS
- RESTRICTED ACCESS AREA
- SHELVING DISPLAY WITH MARIJUANA
- SHELVING DISPLAY NO MARIJUANA
- MARIJAUNA STORAGE

DIAGRAM 1/2

AMCO
JAN 10 2020

Airport Way Best Bud – Retail Marijuana Store AMCO #22809 **Latitude/Longitude: 64.837573 -147.811379**	AIRPORT WAY TRADE CENTER LLC AK ENTITY: 10111581 DRAWN BY: R. BARNES DATE : 17 OCT 19

SCALE 1.5 FT.

N

S

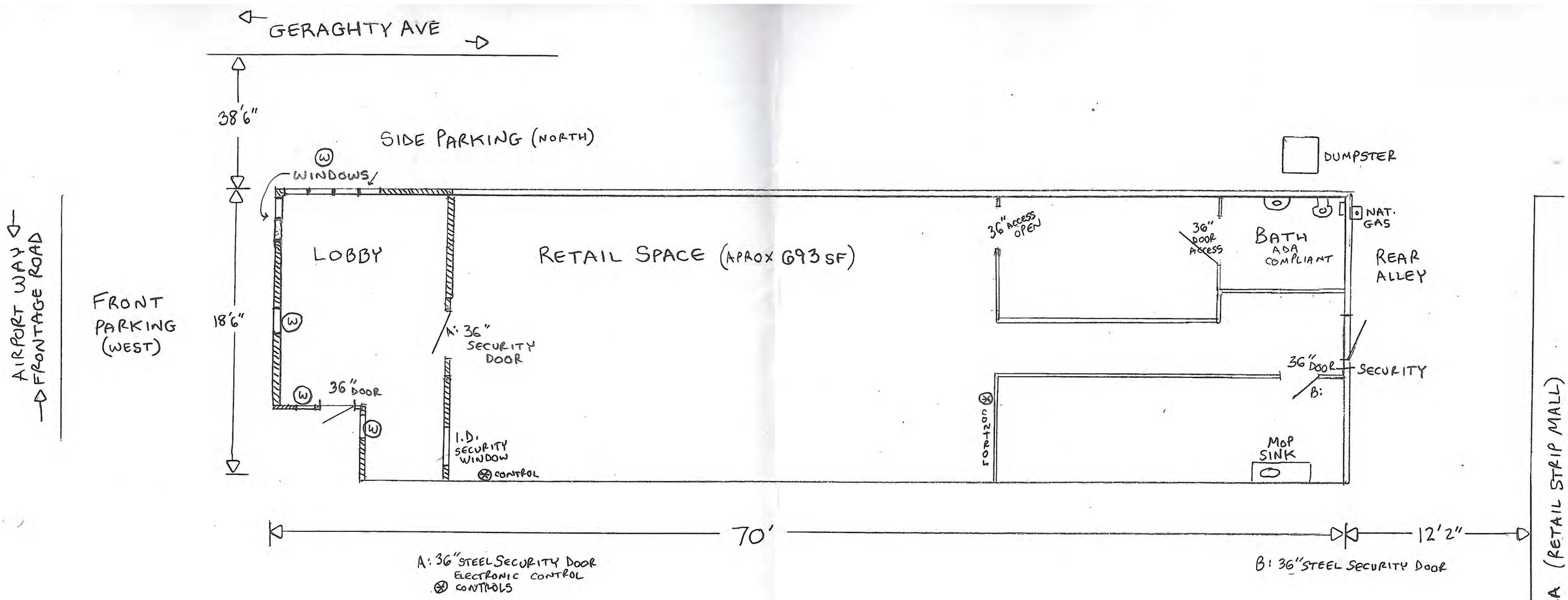

DIAGRAM 1B

WALLS + ENTRANCES + WINDOWS
(BEFORE COLOR CODING)

AMCO
JAN 10 2020

Airport Way Best Bud – Retail Marijuana Store AMCO #22809 **Latitude/Longitude: 64.837573 -147.811379**	AIRPORT WAY TRADE CENTER LLC AK ENTITY: 10111581 DRAWN BY: R. BARNES DATE : 17 OCT 19

SCALE 1.5 FT.

N

S

DBA: AIRPORT WAY BEST BUD LIC.# 22809

Fairbanks North Star Borough

All Data Report LOT 1: PARKING, NO STRUCTURE
LOT 2: SINGLE STRUCTURE, STRIP MALL (6 UNIT)

PAN# 0525227
Printed on: 09/13/2019

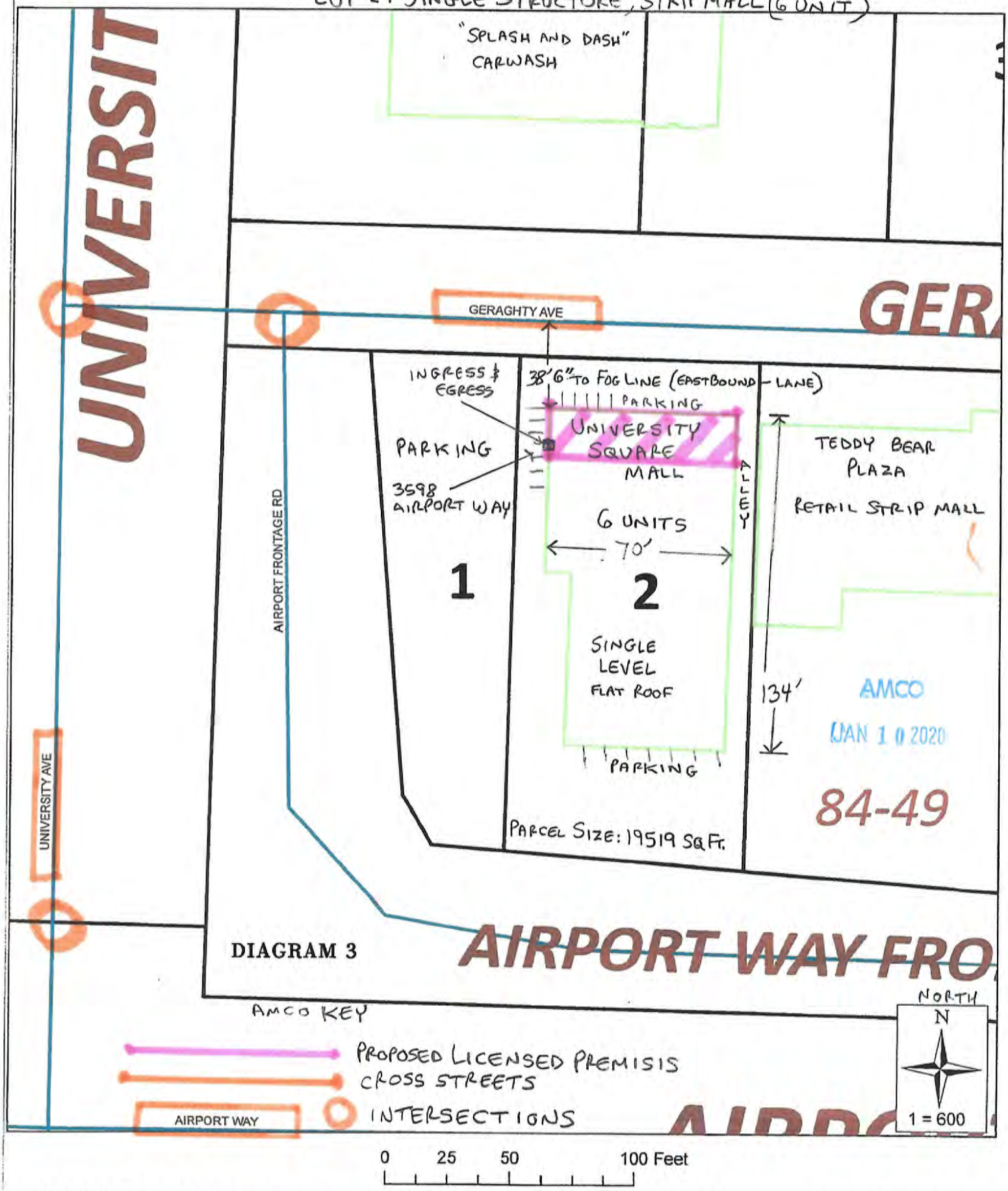

The Fairbanks North Star Borough does not warrant the accuracy of maps or data provided, nor their suitability for any particular application. There may be errors in the data.

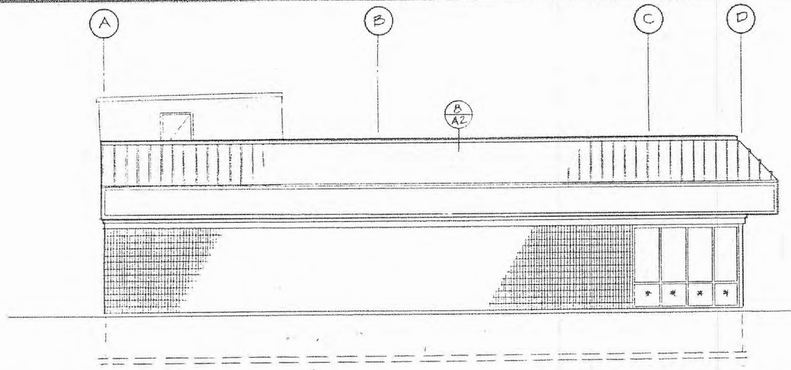

NORTH ELEVATION | 7 | SCALE: 1/8" = 1'-0"

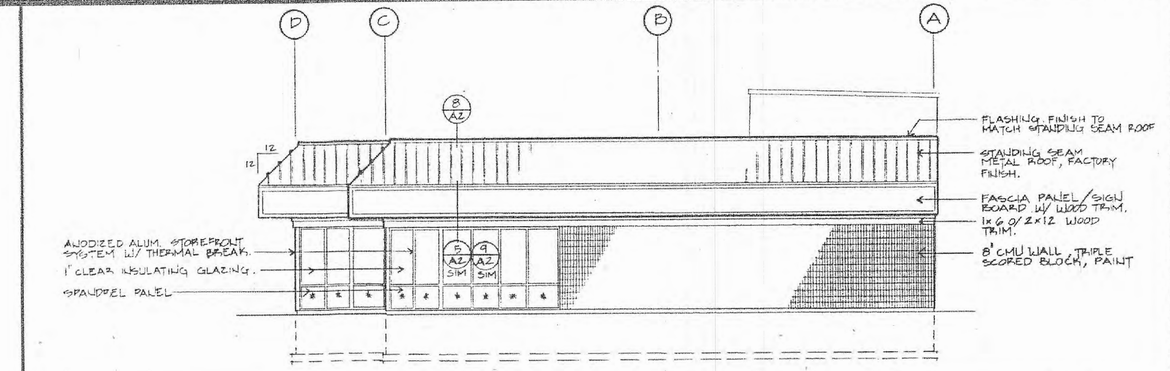

SOUTH ELEVATION | 1 | SCALE: 1/8" = 1'-0"

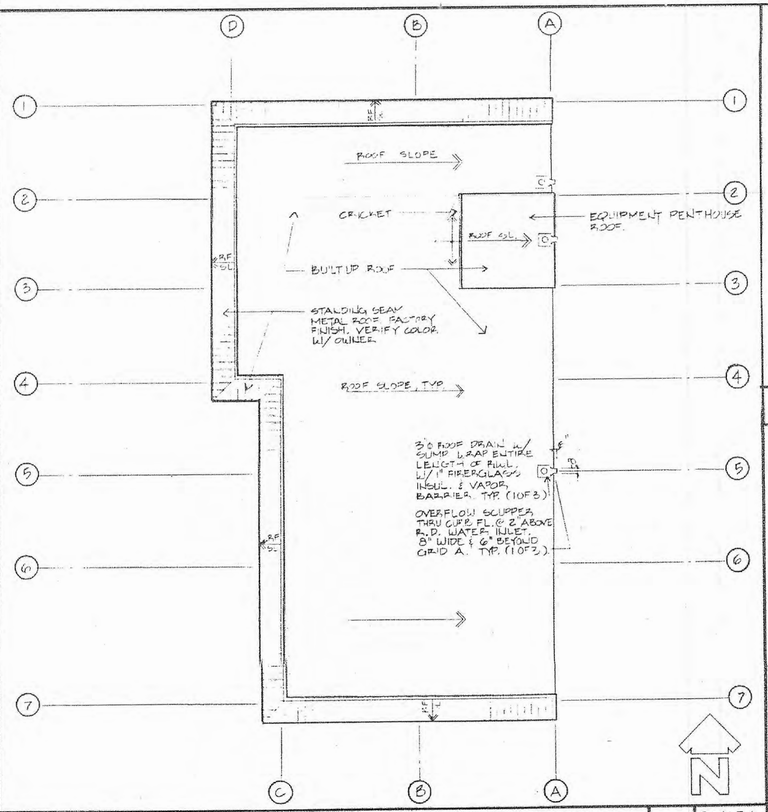

ROOF PLAN | 9 | SCALE: 1/16" = 1'-0"

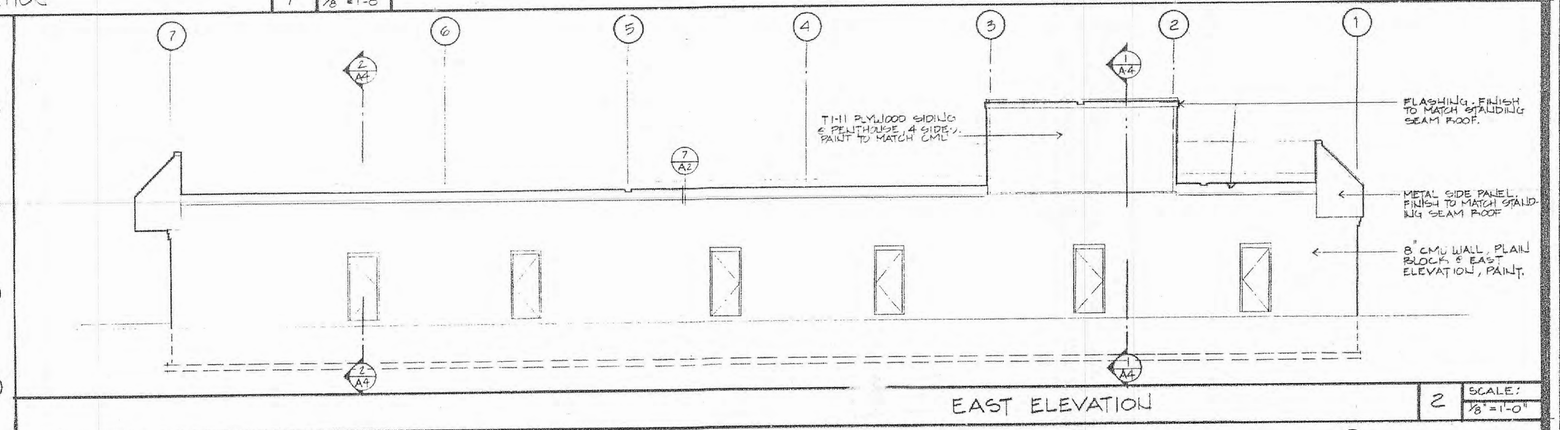

EAST ELEVATION | 2 | SCALE: 1/8" = 1'-0"

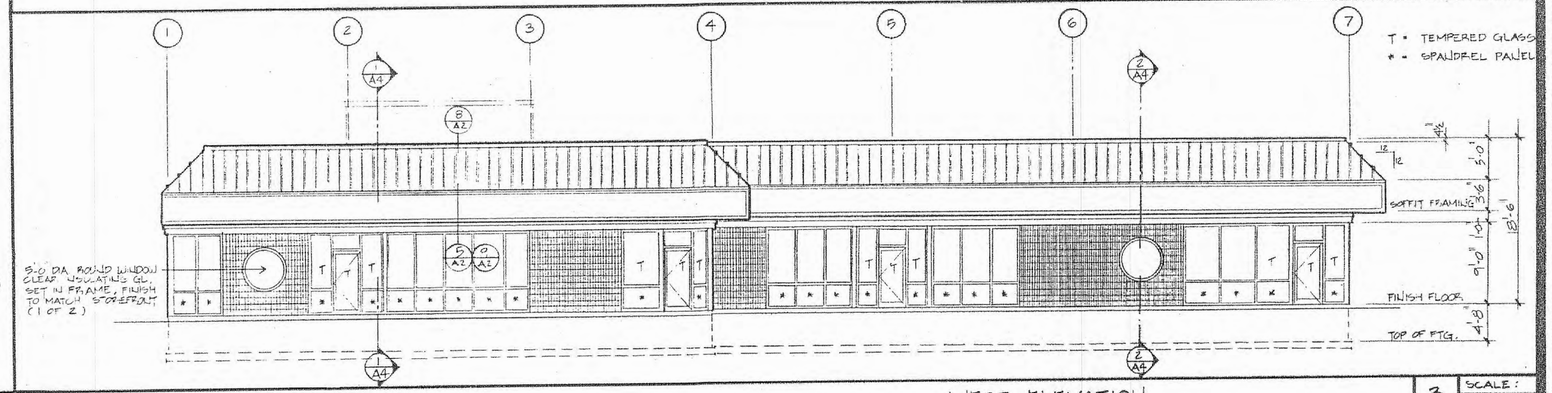

WEST ELEVATION | 3 | SCALE: 1/8" = 1'-0"

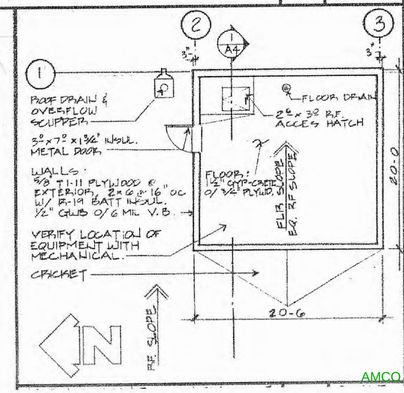

AMCO Received 1/21/2020

STATE OF ALASKA 4971 Donald W. Dudgeon REGISTERED PROFESSIONAL ARCHITECT NO. 3907-A

BUILDING ELEVATIONS, ROOF PLAN, DETAILS

DIAGRAM 3A

RETAIL BUILDING
E.G. ENTERPRISES
FAIRBANKS, ALASKA

JOB NO. 8376

DRAWN	BY
30 JUNE 1983	CJK
REVISED	

DESIGN PLUS
ARCHITECTURE • PLANNING • ETCETERA
1401 WEST THIRTY FOURTH AVENUE
ANCHORAGE, AK 99503
907-274-1643

PRINTED JUN 21 1983

A3

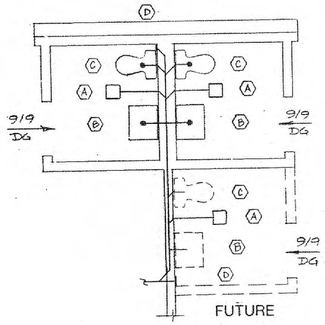

3-TOILET FLOOR PLAN
SCALE 1/4" : 1'-0"

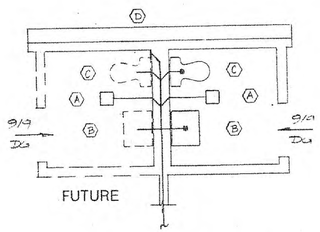

2-TOILET FLOOR PLAN
SCALE 1/4" : 1'-0"

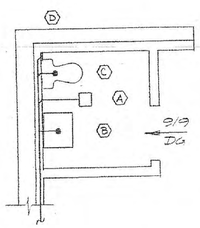

1-TOILET FLOOR PLAN
SCALE 1/4" : 1'-0"

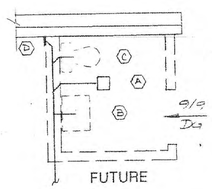

1-TOILET FLOOR PLAN
SCALE 1/4" : 1'-0"

NOTES:
1. ALL WASTE (SEWER) & VENT TO BE INSTALLED UNDER FLOOR & IN WALLS WHEREVER POSSIBLE
2. ALL DOMESTIC WATER PIPING TO BE INSTALLED IN WALLS AND ABOVE CEILING.

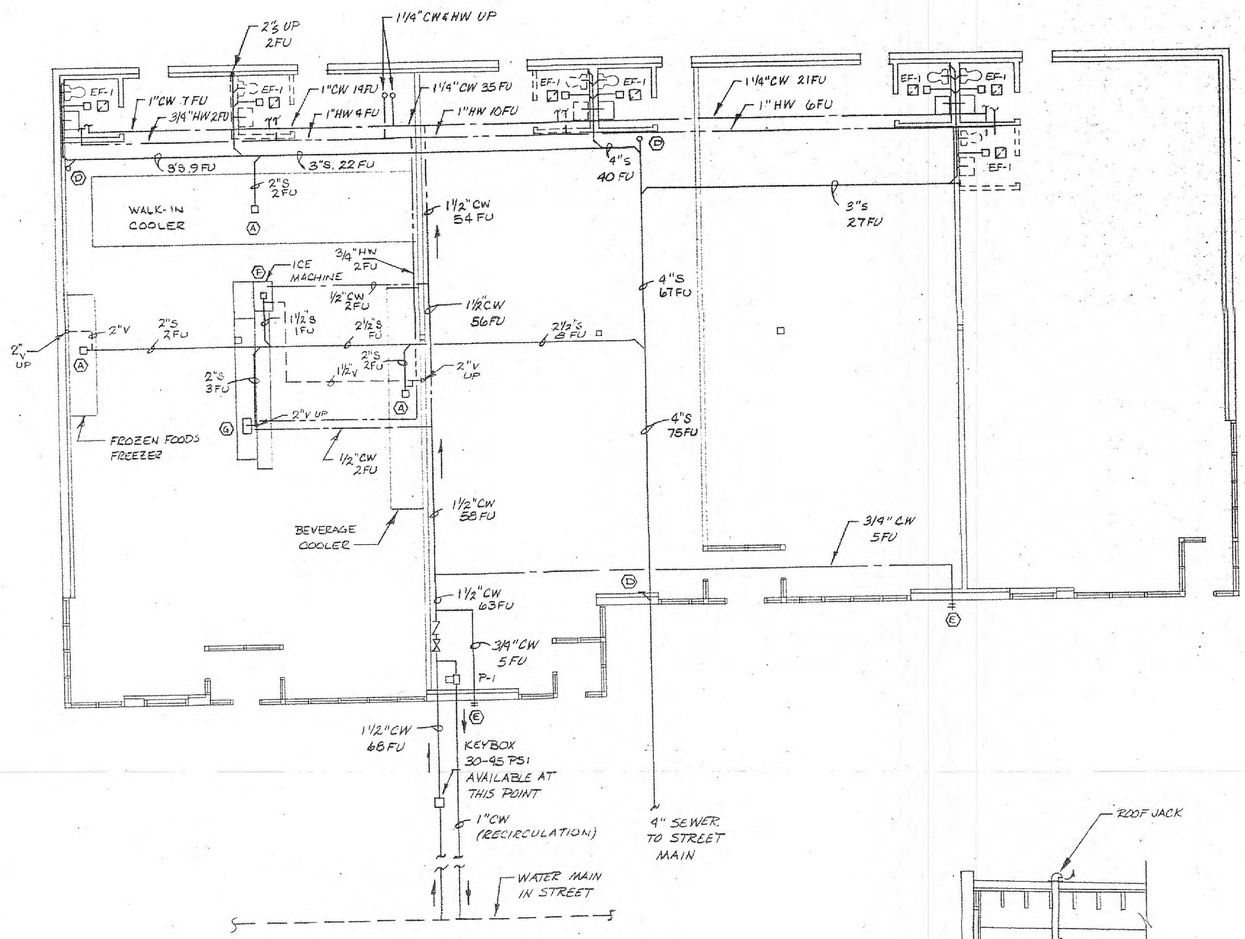

PLUMBING & VENTILATING FLOOR PLAN
SCALE 1/8" : 1'-0"

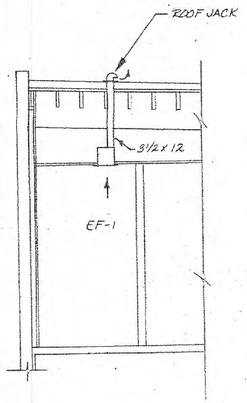

TYP. TOILET EXHAUST FAN INSTALL.
N.T.S.

REVISIONS
TENANT IMPROVEMENTS ADDED 8/2/83 RCN

RCN ASSOCIATES
MECHANICAL ENGINEERS
ANCHORAGE, AK. 99507 (907) 561-8249

DIAGRAM 3B

RETAIL BUILDING
E.G. ENTERPRISES
FAIRBANKS, AK.

DRAWN BY JJN
DESIGNED BY RCN
DATE 7/23/83

STATE OF ALASKA 49TH
Ronald C. Nimmo
ME - 5979
Registered Professional Engineer

AMCO Received 1/21/2020

ELECTRICAL SPECIFICATIONS

1. ALL WORK SHALL CONFORM TO THE NATIONAL ELECTRICAL CODE AND ANY STATE AND LOCAL AMENDMENTS.

2. THE CONTRACTOR SHALL FURNISH ALL MATERIALS AND LABOR NECESSARY FOR A SAFE, COMPLETE, AND OPERABLE SYSTEM.

3. MINOR DETAILS NOT USUALLY SHOWN OR SPECIFIED, BUT NECESSARY FOR PROPER INSTALLATION AND OPERATION, SHALL BE INCLUDED IN THE CONTRACTORS ESTIMATE. USE THE DRAWINGS AS A GUIDE FOR QUANTITY, APPROXIMATE EQUIPMENT LOCATIONS AND DESIGN CRITERIA. COORDINATE ALL WORK WITH ALL OTHER TRADES AND ARCHITECTURAL FEATURES TO PROVIDE SYMMETRICAL APPEARANCE. IMMEDIATELY NOTIFY THE ARCHITECT IN WRITING SHOULD CLARIFICATION BE REQUIRED DUE TO A CONFLICT OF QUANTITY, COORDINATION, LOCATION, ETC. THE ARCHITECT'S DECESION IS FINAL AND BINDING.

4. EXAMINE ALL DRAWINGS AND SPECIFICATIONS FOR DISCREPANCIES BETWEEN THIS AND OTHER DIVISIONS OF THE WORK AND THE SITE. REPORT IN WRITING FIVE WORKING DAYS PRIOR TO BID OPENING ANY DISCREPANCIES WHICH THE CONTRACTOR BELIEVES IS CONTRARY TO CODE OR THAT WILL NOT FUNCTION AS SHOWN.

5. COORDINATE ALL WORK WITH AND BETWEEN SERVING UTILITIES. PAY FOR ALL UTILITY FEES FOR THE OWNER INCLUDING FEES AND COSTS FOR MATERIALS, EQUIPMENT, AND LABOR REQUIRED TO MEET THE REQUIREMENTS OF THE SERVING UTILITIES.

6. THE CONTRACTOR SHALL OBTAIN AND PAY FOR ALL PERMITS AND COORDINATE ALL REQUIRED INSPECTIONS.

7. THE CONTRACTOR SHALL EMPLOY WORKMEN SKILLED IN THE TRADE AND ARE FAMILIAR WITH THE REQUIRED TECHNIQUES TO COMPLETE THE WORK IN A SAFE, NEAT, AND WORKMANLIKE MANNER.

8. A ONE YEAR GUARANTEE SHALL BE FURNISHED FOR ALL ELECTRICAL MATERIALS AND LABOR. GUARANTEE SHALL COMMENCE UPON FINAL ACCEPTANCE OF WORK. ALL CALLBACK REPAIRS/REPLACEMENTS WILL BE ACCOMPLISHED IN A TIMELY MANNER AT NO COST TO THE OWNER.

9. FURNISH NEAT PANEL DIRECTORIES WITH EACH PANEL. [redacted] PANELS TO BE LOCKABLE.

10. BRANCH CIRCUITS SHALL BE 20 AMP MINIMUM.

11. BRANCH CIRCUIT CONDUCTORS TO BE NO. 12 COPPER MINIMUM. RUNS IN EXCESS OF 100 FT TO BE MINIMUM NO. 10 COPPER. ALUMINUM MAY BE USED IN CIRCUITS EQUIVALENT TO NO. 4 AWG AND LARGER IF COMPRESSION TERMINALS EQUAL TO BURNDY "AYP" ARE USED.

12. ALL WIRING TO BE IN METAL CONDUIT EXCEPT PVC MAY BE USED BELOW GRADE OR WHERE ENCASED IN CONCRETE.

13. LIGHTING FIXTURES TO BE APPROVED BY THE OWNER.

14. FEEDERS ARE SIZED FOR AMPACITY ONLY. CONDUCTOR SIZES ARE TO BE INCREASED AS NECESSARY TO RESULT IN LESS THAN A 3% VOLTAGE DROP. VOLTAGE DROP AT ANY OUTLETS SHALL NOT EXCEED 5%.

15. ALL WIRING DEVICES AND APPARATUS USED SHALL BE OF SPECIFICATION GRADE.

16. ALL RECESSED INCANDESCENT FIXTURES SHALL COMPLY WITH THE REQUIREMENTS OF ARTICLE 410-N OF THE N.E.C.

ELECTRICAL NOTES

1. "J" BOX ON FASCIA FOR FUTURE SIGN. CONDUIT HOME RUN W/ PULL WIRE TO PANEL OR CIRCUIT AS SHOWN.

2. 12 X 12 X 4 IN."J" BOXES FOR TELEPHONE WITH PULL WIRE.

3. "J" BOX ABOVE CEILING FOR FUTURE OWNER IMPROVEMENTS. CONDUIT HOME RUN TO PANEL WITH PULL WIRE.

4. FUTURE BATHROOM. INSTALL "J" BOXES FOR FUTURE CIRCUITS I.E. LIGHT, AND VENTILITOR. INSTALL INTERM FIXTURE AS N.L. AS NOTED.

5. MOUNT PHOTOELECTRIC CELL ON ROOF AWAY FROM GLARE OF LIGHTS. RUN CONTROL CIRCUIT TO LCR (LIGHTING CONTACTOR) TO CONTROL OUTSIDE LIGHTING. MASTER ON-OFF-AUTOMATIC SWITCH AND T-STAT OVERRIDE INSTALLED IN PENTHOUSE AREA ADJACENT TO PANEL "D". SET T-STAT TO TURN LIGHTS ON AT -15 DEG F.

6. MOUNT CHILLER UNIT NEMA 3R DISCONNECT ON WALL OF MECHANICAL ROOM (PENTHOUSE). COORDINATE WITH MECHANICAL. UNIT IS RATED 69 F.L.A.

7. MOUNT NEMA 12 48"X48"X10" TERMINAL CABINET ON SOUTH WALL OF MECHANICAL ROOM FOR FAIRBANKS TELEPHONE UTILITY SERVICE. MOUNT AN INDIVIDUAL 120V DUPLEX OUTLET INSIDE CABINET FOR TELEPHONE USE. RUN A-1" EMT FROM CABINET TO 12 X 12 X 4 IN. CEILING "J" BOXES AT EACH UNIT. INSTALL PULL WIRES IN EACH TO SHOPS. STUB OUT 2 IN. CO TO MEET INCOMING SERVICE.

8. ALL SHOPS TO HAVE 100A 120/208V SINGLE PHASE PANELS EXCEPT THE TWO END SHOPS HAVE 225A 120/208V THREE PHASE PANELS. NOTE: TWO SPARE PANELS TO BE PROVIDED FOR POSSIBLE FUTURE SHOP DIVISIONS.

9. GAS PUMP INSTALLATION TO MEET NEC ARTICLE 514.

10. RUN A 1-1/4 IN. CONDUIT FOR DIGITAL CONTROL FROM GAS PUMPS TO THE STORE COUNTER AREA. COORDINATE EXACT LOCATION WITH OWNER.

11. XHHW INSULATION ON ALL WIRING.

12. COORDINATE SERVICE LOCATION WITH GVEA. RELOCATE AS REQUIRED.

13. INSTALL TWO DUPLEX RECEPTACLES. ONE ABOVE AND ONE BELOW THE WIONDOWS FOR SIGNS.

14. CONNECT FUEL OIL TRANSFER PUMP WITH DAY TANK LEVEL CONTROL. FIELD LOCATE WITH BULK STORAGE TANK.

15. FUTURE SERVICES. INSTALL METER BASE, CONDUIT WITH PULL WIRE, AND PANEL WITH 4 1-1/4 IN. EMT RISERS TO CEILING SPACE. INSTALL BLANK COVER ON PANEL. USE PANEL FOR PULL BOX WITHIN INSTALLED GRID AREA AS SHOWN FOR CIRCUITS FROM PANEL OUTSIDE GRID.

LIGHTING SCHEDULE

KEY	QTY	WATTS	DESCRIPTION	CATALOG
A	95	136	4-F40T12/LW FLUORESCENT TROFFER WITH ENERGY SAVING BALLASTS	LITHONIA 2GS440A12/ES
AE	16	136	SAME AS IN "A" ABOVE EXCEPT WITH BATTERY INVERTER BALLAST	LITHONIA 2GS440A12/ES/EL
B	5	100	1-100W INCANDESCENT PORCELAIN KEYLESS	
C	4	70	BATHROOM VANITY LIGHT	THOMAS M1346
D	4	35	VENTILATOR FAN	BY MECHANICAL
EX	13	40	BATTERY BACKUP 90 MINUTE EMERGENCY EXIT SIGN	LITHONIA EPIRELC
F	3	62	1-150W HPS	HUBBELL NGR-111
G	4	160	2-F96T12/CW FLUORESCENT INDUSTRIAL STRIP	LITHONIA EJ296
H	4	425	GE DECAFLOOD LUMINAIRE ON 30 FT. POLE W/1LU400 LAMP	GEN ELEC C670N500 W/2A BRACKET C500H785 W/30 FT. POLE C690H73X
I	1	1000	LIGHTED SIGN	BY OWNER
J	13	215	1-F96T12/CW/1500/C FLUORESCENT STRIP - COLD WEATHER	LITHONIA UN196PG/CW20
K	12	115	WALLIGHTER 175 VANDAL RESISTANT LUMINAIRE 120V W/100W HPS MOUNT UP 9'-0"	GEN ELEC C563N504
L	6	88	1-70W HPS REGRESSED WITH MOUNTING KIT	GEN ELEC MINIMOUNT
M	3	200	1-200W INCANDESCENT VAPORTIGHT WITH GUARD	APPELTON VC2050GA

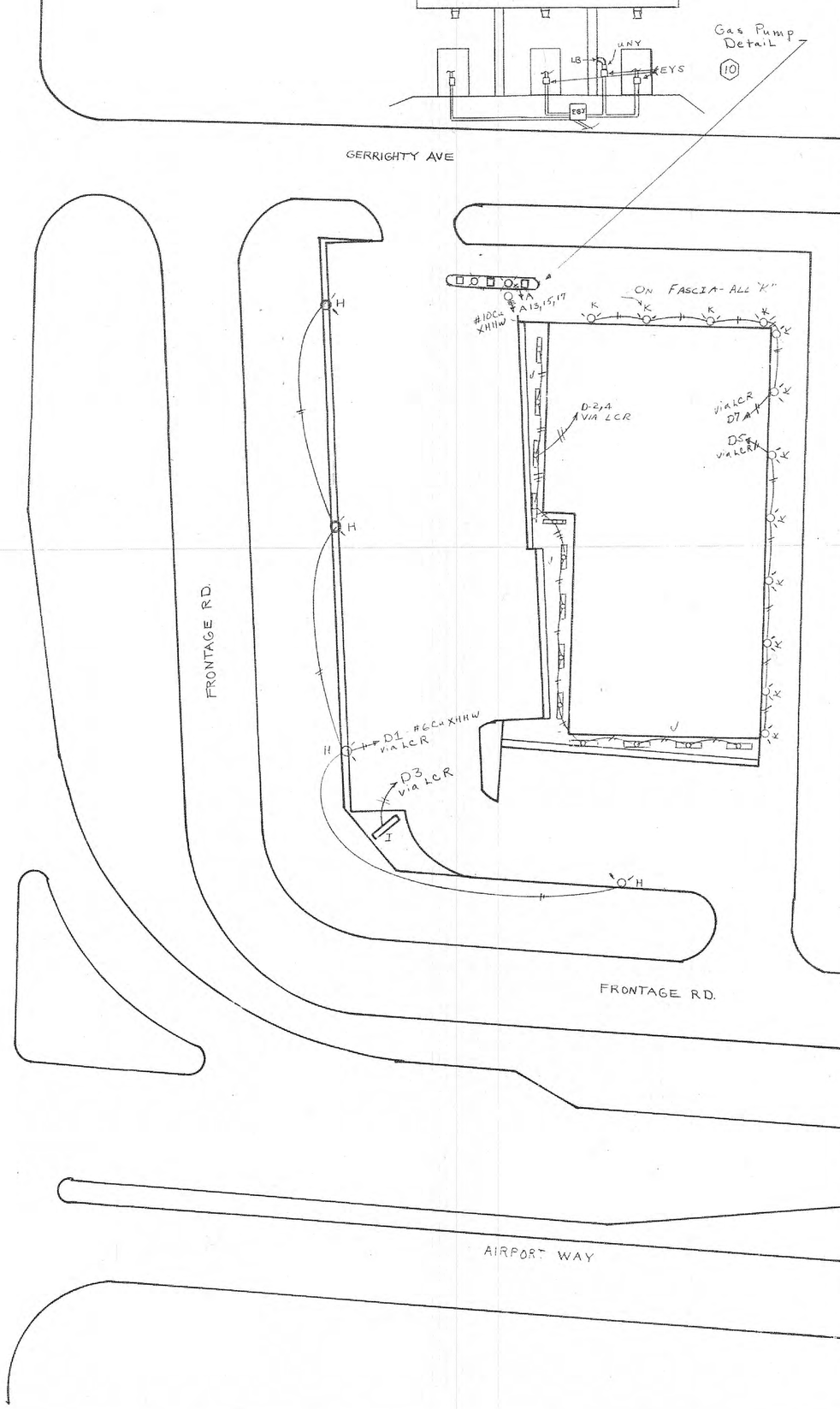

GIRARD ENGINEERING
PO BOX 797, EAGLE RIVER, ALASKA 99577 (907) 694-9402
ELECTRICAL
Planning · Design · Review · Inspection · Quality Control · Testing · Start-up · Operations · Maintenance
GIRARD & ASSOCIATES, INC

Rev	Date	By	Description
0	8-28-87	JMG	ORIGINAL

SITE PLAN & NOTES

RETAIL STORE
UNIVERSITY SQUARE
EG ENTERPRISES
Fairbanks, Alaska

DIAGRAM 3C

STATE OF ALASKA 49TH
Jon M. Girard
EE 3892
REGISTERED PROFESSIONAL ENGINEER

E·2

AMCO Received 1/21/2020

DBA: AIRPORT WAY BEST BUD LIC# 22809

Fairbanks North Star Borough

All Data Report

PAN# 0525227

Printed on: 09/13/2019

Property Information for PAN#: 0525227

STATUS: ACTIVE - ROLL TYPE 1
PROPERTY DESCRIPTION: FAIRWEST NORTH, BLOCK: 05, LOT: 02
OWNER: Maynard Edward A [ownership]
BILLING ADDRESS: PO BOX 82527 Fairbanks, AK 99708 2527
SITUS ADDRESS: 3596 Airport Way, 3598 Airport Way, 3588 Airport Way, 3590 Airport Way, 3594 Airport Way, 3592 Airport Way
PARCEL SIZE: 19519 SF
NEIGHBORHOOD: Taku-Westgate (0145)
LAND CLASS: Assembled/See Umbrella
PRIMARY USE: Commercial
FLOOD ZONE: X: PROTECTED BY LEVEE (100%)
SPECIAL REG. AREAS: None
ZONING: GC (100%)
COMP PLAN: Urban Preferred Commercial Area (100%), Urban Boundary (100%)
PLANNING DISTRICT: Fairbanks (100%)
ROAD DISTRICT: N/A
URBAN BOUNDARY (2003): YES
ROAD SERVICE AREA: City of Fairbanks (100%)
FIRE SERVICE AREA: City of Fairbanks (100%)
FIRE SERVICE (Property DB): City of Fairbanks
STRUCTURES: N/A
BUSINESS ON SITE: N/A
MILL GROUP: Fairwest (0040) (Est. Mill Rate: 17.113)
PLAT NUMBER: FAIRWEST NORTH (FRD1962_8600_001)
DESCRIPTION (VAULT): 2003T/R ASSEMBLAGE NKA
UMB01 BLOCK 5 FAIRWEST NORTH
LOT 02 BLOCK 05 FAIRWEST NORTH
COMMUNITY PLANNING PERMITS:
Zoning: 15699
Zoning: 17848

AMCO KEY:

LOT PERIMETER

PROPOSED LICENSED PREMISIS

DIAGRAM 4

AMCO
JAN 10 2020

Assessment History

No Data Available...

The Fairbanks North Star Borough does not warrant the accuracy of maps or data provided, nor their suitability for any particular application. There may be errors in the data.

DBA: AIRPORT WAY BEST BUD LIC.#: 22809

Fairbanks North Star Borough

All Data Report : 6 SUITE STRIP MALL "UNIVERSITY SQUARE MALL"

PAN# 0525227

Printed on: 09/13/2019

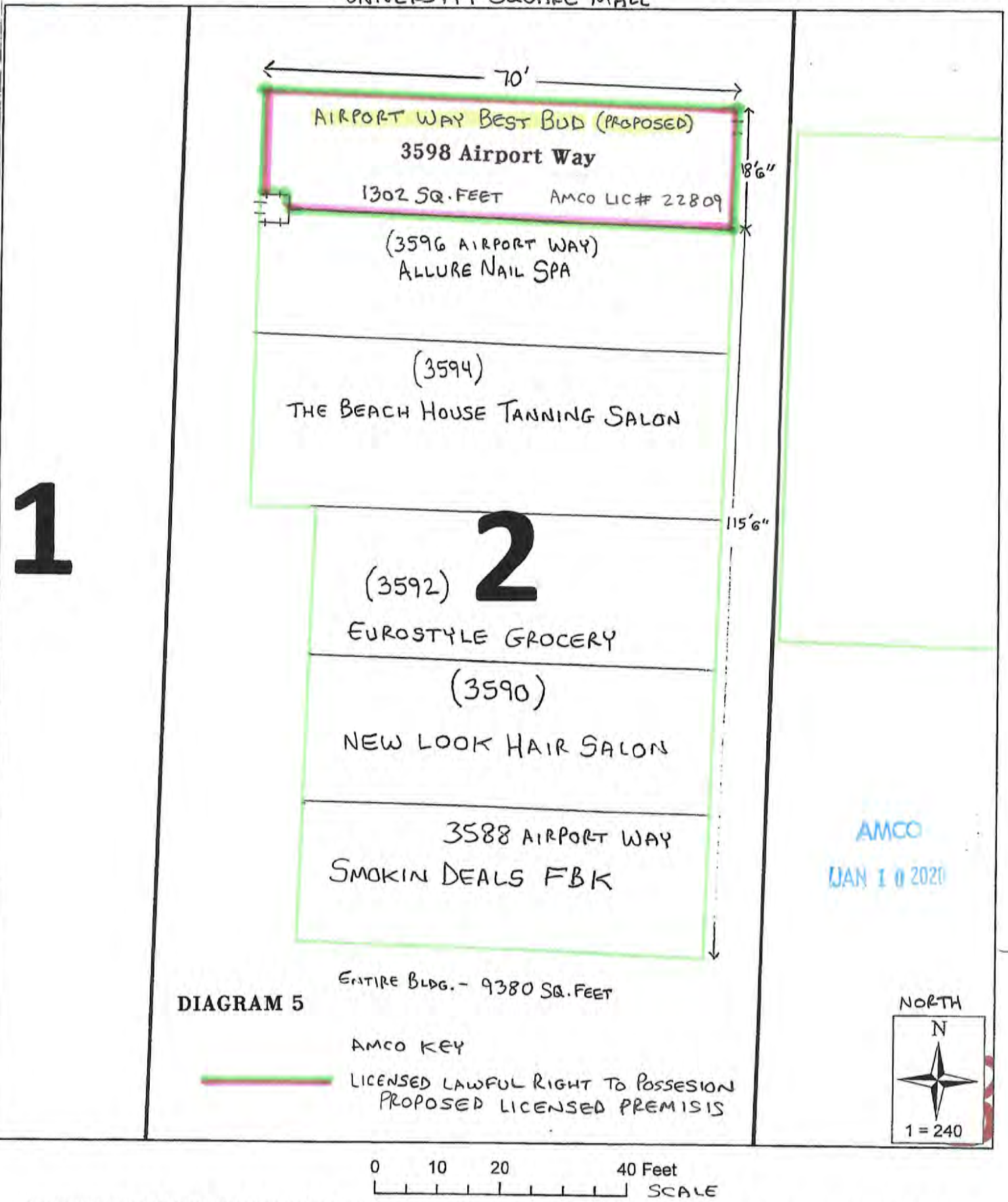

The Fairbanks North Star Borough does not warrant the accuracy of maps or data provided, nor their suitability for any particular application. There may be errors in the data.