



THE STATE  
*of* **ALASKA**  
GOVERNOR MIKE DUNLEAVY

**Department of Commerce, Community,  
and Economic Development**

ALCOHOL & MARIJUANA CONTROL OFFICE  
550 West 7<sup>th</sup> Avenue, Suite 1600  
Anchorage, AK 99501  
Main: 907.269.0350

**MEMORANDUM**

TO: Chair and Members of the Board      DATE: October 12, 2020  
FROM: Jane P. Sawyer,  
Regulations Specialist      RE: CannaFrost  
License 14245

CannaFrost, a limited marijuana cultivation facility, is requesting approval of amendment(s) to their MJ-04 related to wholesale packaging, update under-cultivation area(s), and pesticides. Licensee states they will abide by the DEC's pesticides list. See attached summary for specifics changes, the rest is the same as previously approved.

Temporary was approved for the changes to wholesale packaging, and pesticides. At the time of the temporary approval, the MJ-14 had not been approved, but now it has and it is attached as reference.



Alaska Marijuana Control Board

## Form MJ-15: Operating Plan Change

### What is this form?

This operating plan change form is required for all marijuana establishment licensees seeking to change a licensed marijuana establishment's existing operating plan, as required by 3 AAC 306.100. With this form, a licensee may request changes to as much or as little as desired of Form MJ-01 and/or the corresponding operating plan supplemental for the establishment's license type. The required \$250 change fee may be made by check, cashier's check, or money order.

Please complete and submit with this form the pages of Form MJ-01 and/or the corresponding operating plan supplemental that contain sections that you are requesting to change. **All fields must be completed of any page for which you are requesting changes** – upon board approval, the submitted pages will replace those currently on file. If your current, approved operating plan is on the original version of the forms, you may be required to complete and submit the new operating plan forms in their entirety.

The form(s) that I am requesting board approval to change is:

- ☒ Form MJ-01: Marijuana Establishment Operating Plan
- ☐ Form MJ-03: Retail Marijuana Store Operating Plan Supplemental
- ☒ Form MJ-04: Marijuana Cultivation Facility Operating Plan Supplemental
- ☐ Form MJ-05: Marijuana Product Manufacturing Facility Operating Plan Supplemental
- ☐ Form MJ-06: Marijuana Testing Facility Operating Plan Supplemental

This form must be completed and submitted to AMCO's main office prior to changing existing operations. The licensed establishment's operations may not be altered unless and until the director has given temporary approval or the Marijuana Control Board (MCB) has given final approval of the changes. Please note that licensees seeking to change operating plans for multiple licenses must submit a separate completed copy of this form for each license.

### Section 1 – Establishment Information

Enter information for the business seeking to be licensed, as identified on the license application.

|                    |  |               |        |      |       |
|--------------------|--|---------------|--------|------|-------|
| Licensee:          | Pharma Initiative, LLC                 | MJ License #: | 14245  |      |       |
| License Type:      | Limited Marijuana Cultivation Facility |               |        |      |       |
| Doing Business As: | Cannafrost                             |               |        |      |       |
| Premises Address:  | 4315 E Dimond Way                      |               |        |      |       |
| City:              | Wasilla                                | State:        | Alaska | ZIP: | 99654 |



Alaska Marijuana Control Board

Form MJ-15: Operating Plan Change

Section 2 – Summary of Changes

Provide a summary of the changes for which you are requesting approval.

Cannafrost is requesting approval for the following operating plan changes:

- Page 2, Section 2.1: Change wholesale packaging from 5 pounds to 10 pounds as per new regulations. ] Temp. approved
- Page 2, Section 4.1: Add new cultivation dimensions as per the MJ-14 that is being simultaneously filed. ] Pending with enforcement
- Remove specific pesticides, add verbiage that Cannafrost may utilize any pesticide that is listed on DEC's approved for use on cannabis pesticide list located on the DEC website.
- Page 6, Section 8.2: Change packaging from 5 pounds to 10 pounds. ] Temp. approved

Section 3 – Declarations

Read each statement below, and then sign your initials in the corresponding box to the right:

Initials

The proposed changes conform to all applicable public health, fire, and safety laws.



I understand that any temporary approval granted by the director is pending a final decision by the MCB; therefore, any investment I make, based upon temporary approval, is at my own risk.




As a marijuana establishment licensee, I declare under penalty of perjury that this form, including all accompanying schedules and statements, is true, correct, and complete.

Signature of licensee

Printed name of licensee

Kerry Teekell



Aimee Rocush

Notary Public in and for the State of Alaska.

My commission expires:

8/29/2023

Subscribed and sworn to before me this 29th day of July, 2020.

AMCO Director Review for Temporary Approval Pending Final MCB Decision:

Approved Disapproved



Glen Klinkhart by Jane Sawyer 10/8/2020

Printed name of Director

Date

Signature of Director

[Signature] by Jane Sawyer

Director Comments:

Temp. approved only the sections not related to the MJ14 as it is still pending with enforcement.





## Form MJ-04: Marijuana Cultivation Facility Operating Plan Supplemental

### Section 2 – Overview of Operations

2.1. Provide an overview of your proposed facility's operations. Include information regarding the flow of marijuana from seed or clone to harvest and transfer from your premises:

All marijuana cultivated at Cannafrost will be tracked from seed or clone to sale or destruction in METRC, the marijuana inventory tracking system. All plants that reach eight inches will be tagged and assigned a tracking number. Marijuana will be harvested and grouped into batches up to five pounds of individual strains and will be assigned a METRC harvest batch number. A random sample will be collected from each batch and sent to a licensed testing facility. The remainder of the batch will be segregated until the testing results are received. A transport manifest generated from METRC will be sent with each transfer of marijuana to another licensed facility. Marijuana will be sealed in not more than ten pound containers inside a locked storage compartment within the vehicle for wholesale transactions and up to one ounce containers for re-sale by retailers without re-packaging. Package labels will include: (1) the name and license number of the cultivation facility; (2) the date the marijuana was harvested; (3) the harvest batch number assigned to the marijuana; (4) the date the marijuana was packaged; (5) the net weight and the quantity of usable marijuana packaged in a standard of measure compatible with the inventory tracking system; (6) a complete list of all pesticides, fungicides, and herbicides used in the cultivation of the marijuana.

### Section 3 – Prohibitions

Review the requirements under 3 AAC 306.405 and 3 AAC 306.410.

3.1. I certify that the marijuana cultivation facility will not:

Initials

- a. sell, distribute, or transfer any marijuana or marijuana product to a consumer, with or without compensation;
- b. allow any person, including a licensee, employee, or agent, to consume marijuana or marijuana product on the licensed premises or within 20 feet of the exterior of any building or outdoor cultivation facility; or
- c. treat or otherwise adulterate marijuana with any organic or nonorganic chemical or compound to alter the color, appearance, weight, or odor of the marijuana.



### Section 4 – Cultivation Plan

Review the requirements under 3 AAC 306.420 and 3 AAC 306.430.

4.1. Describe the size of the space(s) the marijuana cultivation facility intends to be under cultivation, including dimensions and overall square footage. Provide your calculations below:

Multi-use room: containing 6 4' x 8' Veg trays = 192 square feet

Clone racks: 2 trays on 3 racks, 6 trays total = 36 square feet

Grow room/Grow area: 8 - 2' x 16' trays with 8 grow pots in each = 256 square feet.

Total area under cultivation = 484 square feet.



## Form MJ-04: Marijuana Cultivation Facility Operating Plan Supplemental

You must be able to certify the statement below. Read the following and then sign your initials in the box to the right:

Initials

4.2. The proposed area(s) for cultivation are clearly identified on the Form MJ-02: Premises Diagram that is submitted with this application.



Answer "Yes" or "No" to the following question:

Yes

No

4.3. Will the marijuana cultivation facility include outdoor production?

☐☒

If "Yes", describe the outdoor structure(s) or the expanse of open or clear ground and how it is fully-enclosed by a physical barrier:

4.4. Describe the method(s) used to ensure that any marijuana at the marijuana cultivation facility, whether indoors or outdoors, cannot be observed by the public from outside the facility:

Cannafrost will ensure that marijuana cannot be visible by the public from any door or window to the facility and to the cultivation areas. All movement/transport of marijuana will be discrete, utilizing the designated door. All growing, processing, curing, packaging and labeling activities will be done inside the facility, not visible from outside. All marijuana will be securely packaged, labeled and organized for transport within the facility before being moved to the transport vehicle.

4.5. Describe the marijuana cultivation facility's growing medium(s) to be used:

Marijuana will be grown only by hydroponics using clay pellets; or grow stones, coco, rockwell, aeroponics; deep water culture; ebb and flow system.

4.6. Provide the complete product name and EPA registration # (if applicable) for each of the cultivation facility's pesticides and pest control products to be used. All proposed products must be on DEC's list of approved pesticides in the state of Alaska:

Cannafrost does not intend to use pesticides in the facility however, if the need arises, Cannafrost may utilize any of the approved for use on cannabis pesticides listed on the DEC website.

4.7. Describe all other fertilizers, chemicals, gases, and delivery systems, including carbon dioxide management, to be used at the marijuana cultivation facility:

We will not add CO<sub>2</sub>, gases, or other chemicals in the cultivation of marijuana.  
We will be using MILLS brand nutrients- C4, Ultimate PK, Vitalize, Root Enhancer, Basis B, Basis A, Cutting Edge: Sugaree, Bloom Fertilizer-Hydroponic Nutrient Solutions- Super bat budswel (Bat Guano); neem oil, culture solution, veg A, veg B, UC root, Bloom A; Bloom B; coco count; magnesium, calcium, Ph up and ph down, bud booster, max foliar, bud booster phosphate, brand nutrients medium, but booster late. Gardeners Gold and Miracle Grow



**Section 8 – Packaging and Labeling**

Review the requirements under 3 AAC 306.470 and 3 AAC 306.475.

Answer "Yes" or "No" to the following question:

Yes No

8.1. Will the marijuana cultivation facility be packaging marijuana for a retail marijuana store to sell to a consumer without repackaging?

☒ Yes ☐ No

If "Yes", describe how the marijuana cultivation facility will ensure that the marijuana sold will meet the packaging requirements in 3 AAC 306.470, and provide a sample label that the facility will use to meet the labeling requirements set forth in 3 AAC 306.475:

The shipping container will have a label stating that a licensed testing facility has tested each batch in the shipment, and list: (1) the date of final testing; (2) the cannabinoid potency profile, expressed as a range of percentages that extends from the lowest percentage to highest percentage of concentration for each cannabinoid listed from every test conducted on that strain of marijuana from the same marijuana cultivation facility within the last three months; (3) a statement listing the results of microbial testing; and (4) a statement listing the contaminants for which the marijuana was tested, including molds, mildew, filth, herbicides, pesticides, fungicides, and harmful chemicals. Any packaging done at the facility will be performed in an area specifically set aside for packaging and monitored with 24 hour surveillance. Packaging will be uniform with labels secure and prominently displayed. For all marijuana packaged marijuana for a retail marijuana store, the facility will ensure that marijuana packaged for direct retail consumer sales will be packaged in containers/packaging that contain no more than one ounce of usable marijuana, the package will have a space for the retailer to put its name and license number, and will either be in child resistant and opaque packaging or if not packaged in childresistant/opaque packaging, will have a reminder to retailer that as packaged the marijuana units must be placed in a child resistant and opaque exit package before exiting the retail store. CannaFrost will ensure that all marijuana is weighed before packaging using a certified scales in compliance with the Alaska Weights and Measures Act, and will maintain registration and inspection reports at the facility. After agents package marijuana (not exceeding one ounce) they will be placed in sanitized, air-tight containers, labeled with all compliant labeling information, and be given a barcode for the inventory control system. Packaged marijuana will be stored in a secured area until ready for transport. All packaging will be inspected, accepted or rejected, and recorded in the log, and the on site manager will check all final packages to ensure that they will secure marijuana from contamination and not impart toxic or deleterious substances. Labels will include: (1) the name and license number of the cultivation facility and space for retailer to place its name and license number; (2) the date the marijuana was harvested; (3) the harvest batch number assigned to the marijuana; (4) the date the marijuana was packaged; (5) the net weight and the quantity of usable marijuana packaged in a standard of measure compatible with the inventory tracking system; (6) a complete list of all pesticides, fungicides, and herbicides used in the cultivation of the marijuana.

Answer "Yes" or "No" to the following question:

Yes No

8.2. Will the marijuana cultivation facility be packaging marijuana in wholesale packages?

☒ Yes ☐ No

If "Yes", describe how the marijuana cultivation facility will ensure that the marijuana sold will meet the packaging requirements in 3 AAC 306.470, and provide a sample label that the facility will use to meet the labeling requirements set forth in 3 AAC 306.475:


Wholesale packages of marijuana will be sold to other licensed facilities in packages up to ten pounds consisting of a single strain or a mixture of strains with strain names identified on the label. Plastic packaging will be heat-sealed without an easy-open tab, dimple, corner, or flap. Packaged marijuana will be stored in a secured area until ready for transport. All packaging will be inspected, accepted or rejected, and recorded in the log, and the on site manager or licensee will check all final packages to ensure that they will secure marijuana from contamination and not impart toxic or deleterious substances. Wholesale labels will be checked for (1) the date of final testing; (2) the cannabinoid potency profile, expressed as a range of percentages that extends from the lowest percentage to highest percentage of concentration for each cannabinoid listed from every test conducted on that strain of marijuana from the same marijuana cultivation facility within the last three months; (3) a statement listing the results of microbial testing; and (4) a statement listing the contaminants for which the marijuana was tested, including molds, mildew, filth, herbicides, pesticides, fungicides, and harmful chemicals. A METRC generated tracking label will be affixed to each package. The shipping container will have a label stating that a licensed testing facility has tested each batch in the shipment, and list: (1) the date of final testing; (2) the cannabinoid potency profile, expressed as a range of percentages that extends from the lowest percentage to highest percentage of concentration for each cannabinoid listed from every test conducted on that strain of marijuana from the same marijuana cultivation facility within the last three months; (3) a statement listing the results of microbial testing; and (4) a statement listing the contaminants for which the marijuana was tested, including molds, mildew, filth, herbicides, pesticides, fungicides, and harmful chemicals. If a wholesale shipment sold to another licensed facility is from a harvest batch that has not been tested for contaminants, a label will be affixed identifying each such contaminant.

I certify that as a marijuana cultivation facility, I will submit monthly reports to the Department of Revenue and pay the excise tax required under AS 43.61.010 and AS 43.61.020 on all marijuana sold or provided as a sample to a marijuana establishment, as required under 3 AAC 306.480.

I declare under penalty of unsworn falsification that this form, including all accompanying schedules and statements, is true, correct, and complete.

Signature of licensee

Printed name of licensee



Notary Public in and for the State of Alaska

My commission expires: 6/7/2022

Subscribed and sworn to before me this 19 day of July, 2018.



Alaska Marijuana Control Board

## Form MJ-14: Licensed Premises Diagram Change

### What is this form?

This licensed premises diagram change form is required for all marijuana establishment licensees seeking to alter the functional floor plan or reduce or expand the area of the establishment's existing licensed premises.

The required \$250 change fee may be made by check, cashier's check, or money order.

This form must be completed and submitted to AMCO's main office prior to altering the existing floor plan, and along with an initiated application for an Onsite Consumption Endorsement if applicable. The licensed premises may not be altered unless and until the application has been approved by the board.

### Section 1 – Establishment Information

Enter information for the business seeking to be licensed, as identified on the license application.

|                    |  |               |        |      |       |
|--------------------|--|---------------|--------|------|-------|
| Licensee:          | Pharma Initiative, LLC                 | MJ License #: | 14245  |      |       |
| License Type:      | Limited Marijuana Cultivation Facility |               |        |      |       |
| Doing Business As: | Cannafrost                             |               |        |      |       |
| Premises Address:  | 4315 E Dimond Way                      |               |        |      |       |
| City:              | Wasilla                                | State:        | Alaska | ZIP: | 99654 |

### Section 2 – Required Information

For your security, do not include locations of security cameras, motion detectors, panic buttons, and other security devices.

The following details must be included:

- ☐ License number and DBA
- ☐ Legend or key
- ☐ Color coding
- ☐ Dimensions
- ☐ Labels
- ☐ True north arrow
- ☐ Surveillance room
- ☐ Licensed premises boundary
- ☐ Restricted access areas
- ☐ Storage areas
- ☐ Entrances, exits, and windows
- ☐ Walls, partitions, and counters
- ☐ Any other areas that must be labeled for specific license types
- ☐ Serving area\*\*
- ☐ Employee monitoring area\*\*
- ☐ Ventilation exhaust points, if applicable\*\*

Items marked with a double asterisks (\*\*) are only required for those retail marijuana establishments that are submitting the MJ-14 form in conjunction with an onsite consumption endorsement application.



## Form MJ-14: Licensed Premises Diagram Change

### Section 3 – Summary of Changes

Provide a summary of the changes for which you are requesting approval.

Cannafrost is requesting approval to:

- remove the wall on the premises diagram surrounding the Clone/Mother area
- change the "Processing Area" to a Multi-use room
- add 6 - 4' x 8' trays in the Multi-use room for Mothers
- add clone trays on racks ( 3 tiers of 2 trays per tier, 6 trays total, 36 square feet) in the multi-use room
- add 8 - 2' x 16' long trays with 8 grow pots in each tray on the floor of the Grow Room.
- change the "Drying room" where the Surveillance/record storage is to the office/MJ Storage room.

### Section 4 – Declarations

Read each statement below, and then sign your initials in the corresponding box to the right [if applicable]:

Initials

If a local building permit is required, I have attached a copy of it to this form.



The proposed changes conform to all applicable public health, fire, and safety laws.



I have included a title, lease or other documentation showing sole right of possession to the additional area(s) if the additional area(s) are not already part of my approved licensed premises.




As a marijuana establishment licensee, I declare under penalty of unsworn falsification that this form, including all accompanying schedules and statements, is true, correct, and complete.

Signature of licensee

Printed name of licensee

Kerry Teckell



Aimee Rocush

Notary Public in and for the State of Alaska.

My commission expires

8/29/2023  
29th day of July, 2020





Alaska Marijuana Control Board

Form MJ-14: Licensed Premises Diagram Change

Section 5 – Approvals

Local Government Review is required to be completed before submission to the Alcohol and Marijuana Control Office.

Local Government Review (to be completed by an appropriate local government official):

Yes No Pending

The proposed changes shown on this form conform to all local restrictions and laws.

☒ ☐ ☐

A local building permit is required for the proposed changes.

☐ ☒



Signature of local government official

Building Permit #

8/10/2020  
Date

Adam Bradway  
Printed name of local government official

Planer II  
Title

Section 6 – AMCO Review

AMCO Review:

Approved Disapproved



Signature of AMCO Enforcement Supervisor

James Hoelscher 10/12/2020

Printed name of AMCO Enforcement Supervisor



Signature of Director

Glen Klinkhart  
Printed name of Director

☒ ☐

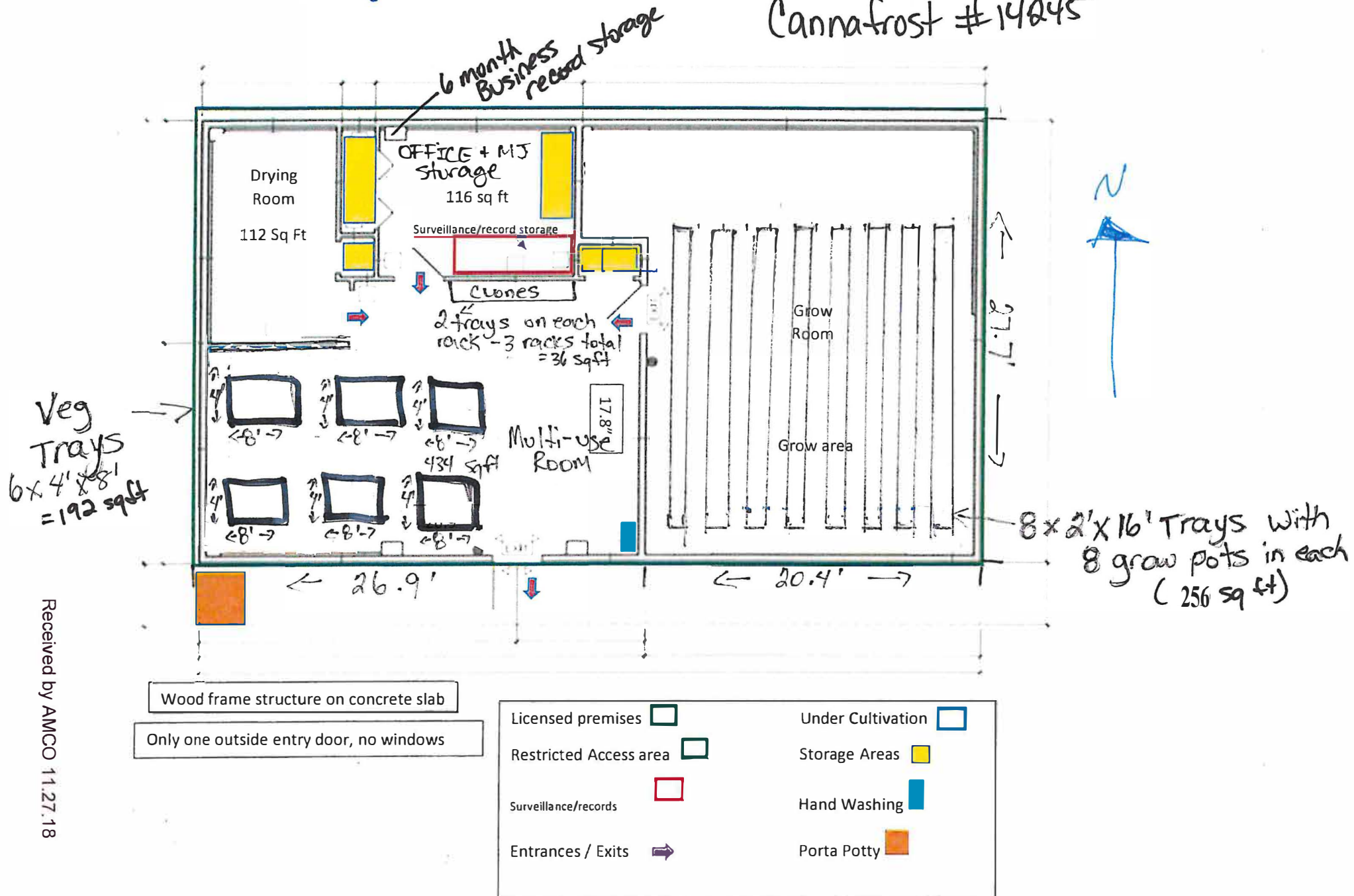
by Jane Samper  
Leg. Spec.  
10-12-2020  
Date

AMCO Comments:

Requires inspection by enforcement once construction is complete.

Diagram 1 and 2

Cannafrost #14245



Received by AMCO 11.27.18

Received by AMCO 8.10.20