Alcohol and Marijuana Control Office
550 W 7th Avenue, Suite 1600
Anchorage, AK 99501
marijuana.licensing@alaska.gov
https://www.commerce.alaska.gov/web/amco
Phone: 907.269.0350

Alaska Marijuana Control Board

Form MJ-02: Premises Diagram

What is this form?

A detailed diagram of the proposed licensed premises is required for all marijuana establishment license applications, per 3 AAC 306.020(b)(8). **All areas designated as the licensed premises of a single license must be contiguous. All diagrams must have the licensed premises area labeled, and outlined or shaded as appropriate.**

What must be submitted with this form?

Applicants must attach multiple diagrams to this form, including (as applicable):

- **Diagram 1:**
  a diagram showing only the licensed premises areas that will be ready to be **operational at the time of your preliminary inspection** and license issuance;

- **Diagram 2:**
  if different than Diagram 1, a diagram outlining **all areas for which the licensee has legal right of possession** (a valid lease or deed), and clearly showing those areas' relationship to the current proposed licensed premises *(details of any planned expansion areas do not need to be included; a complete copy of Form MJ-14: Licensed Premises Diagram Change must be submitted and approved before any planned expansion area may be added to the licensed premises);*

- **Diagram 3:**
  a **site plan or as-built of the entire lot**, showing all structures on the property and clearly indicating which area(s) will be part of the licensed premises;

- **Diagram 4:**
  an **aerial photo of the entire lot and surrounding lots**, showing a view of the entire property and surrounding properties, and clearly indicating which area(s) will be part of the licensed premises *(this can be obtained from sources like Google Earth)*; and

- **Diagram 5:**
  a diagram of the **entire building in which the licensed premises is located**, clearly distinguishing the licensed premises from unlicensed areas and/or premises of other licenses within the building. If your proposed licensed premises is located within a building or building complex that contains multiple business and/or tenants, please provide the addresses and/or suite numbers of the other businesses and/or tenants *(a separate diagram is not required for an establishment that is designating the entire building as a single licensed premises).*

This form, and all necessary diagrams that meet the requirements on Page 2 of this form, must be completed and submitted to AMCO's main office before any new or transfer license application will be considered complete.

Section 1 – Establishment Information

Enter information for the business seeking to be licensed, as identified on the license application.

Licensee:	Greenstar Inc.	**MJ License #:**		23692	
License Type:	Marijuana Concentrates Manufacturing Facility				
Doing Business As:	Gold Star Concentrates				
Premises Address:	40593 Kalifornsky Beach Rd., Ste. C				
City:	Kenai	**State:**	Alaska	**ZIP:**	99611

DIAGRAMS 1, 2, AND 5

ENTIRE building in possession of one licensee.
(GREENSTAR INC.)

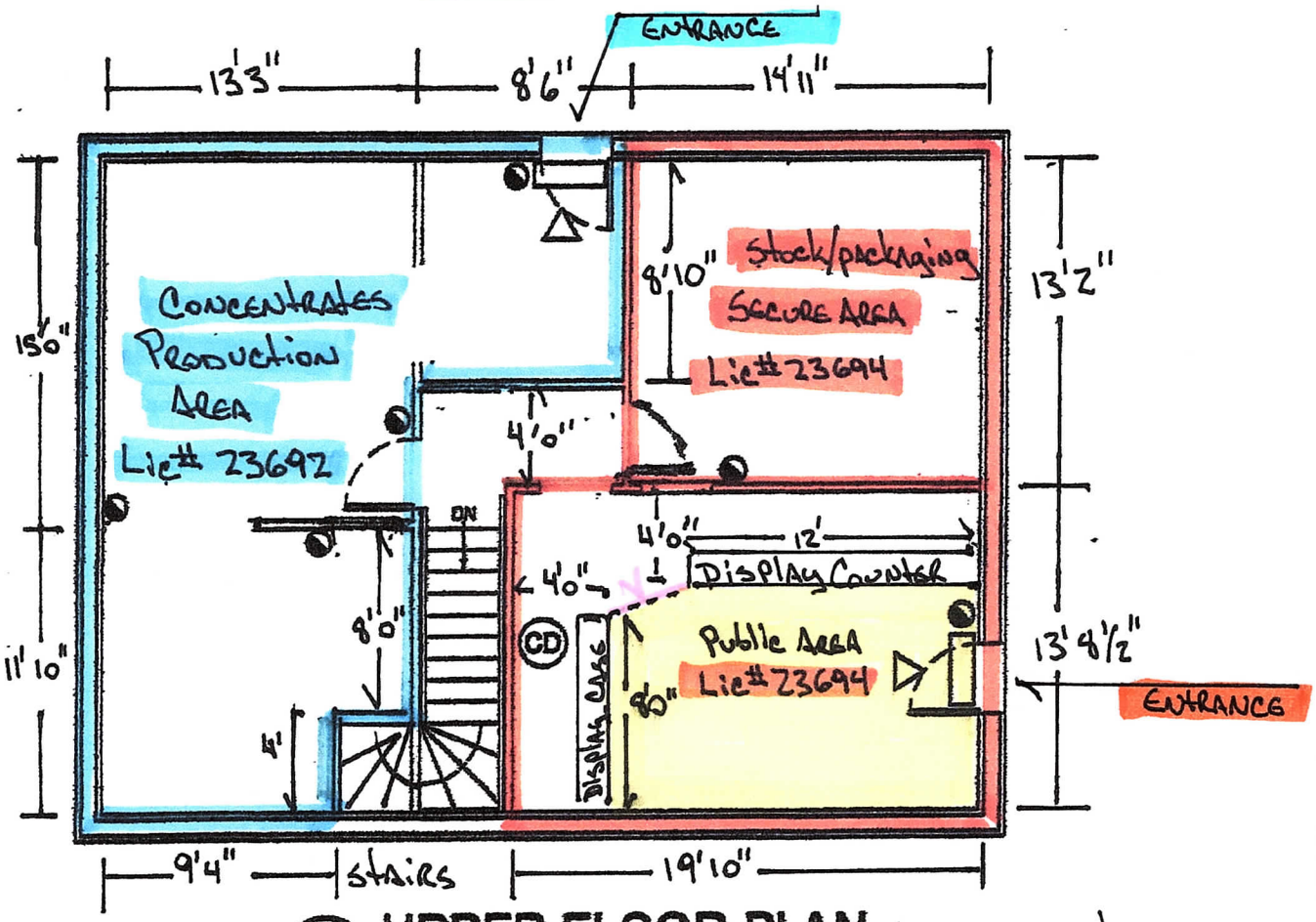

1 / LS1 UPPER FLOOR PLAN
SCALE: 1/8" = 1'-0"

N.

LEGEND

- LIGHTED EMERGENCY EXIT SIGN
- (CD) COMBINATION SMOKE DETECTOR AND CARBON MONOXIDE ALARM
- FIRE EXTINGUISHER
- EGRESS
- — BRASS CHAIN w/ SIGN "RESTRICTED ACCESS, All visitors must be escorted"
- LICENSED PREMISES FOR #23692
- LICENSED PREMISES FOR #23694

#23694 DBA Greenstar Flower Outlet
#23692 DBA Gold Star Concentrates

STATE OF ALASKA 49th
Mike Taurianen No. 14338-E
REGISTERED PROFESSIONAL ENGINEER

REVISIONS

LIFE SAFETY PLAN

J & M FARMS LLC
Kenai, Alaska

TAURIANEN ENGINEERING & TESTING
35188 Spur Hwy Soldotna, AK 99669 (907)262-4624 FAX 262-5777 engineeringalaska@gci.net

DATE	NOV 2010
DRAWN	HBW
CHECKED	MR
FILE NAME	GST
PROJ #	1010P

SHEET LS1 OF 10

Diagrams 1, 2, and 5

Vault and all areas are completely covered by surveillance cameras, except bathroom, mech rm, and closet. Stairs are also covered by cameras

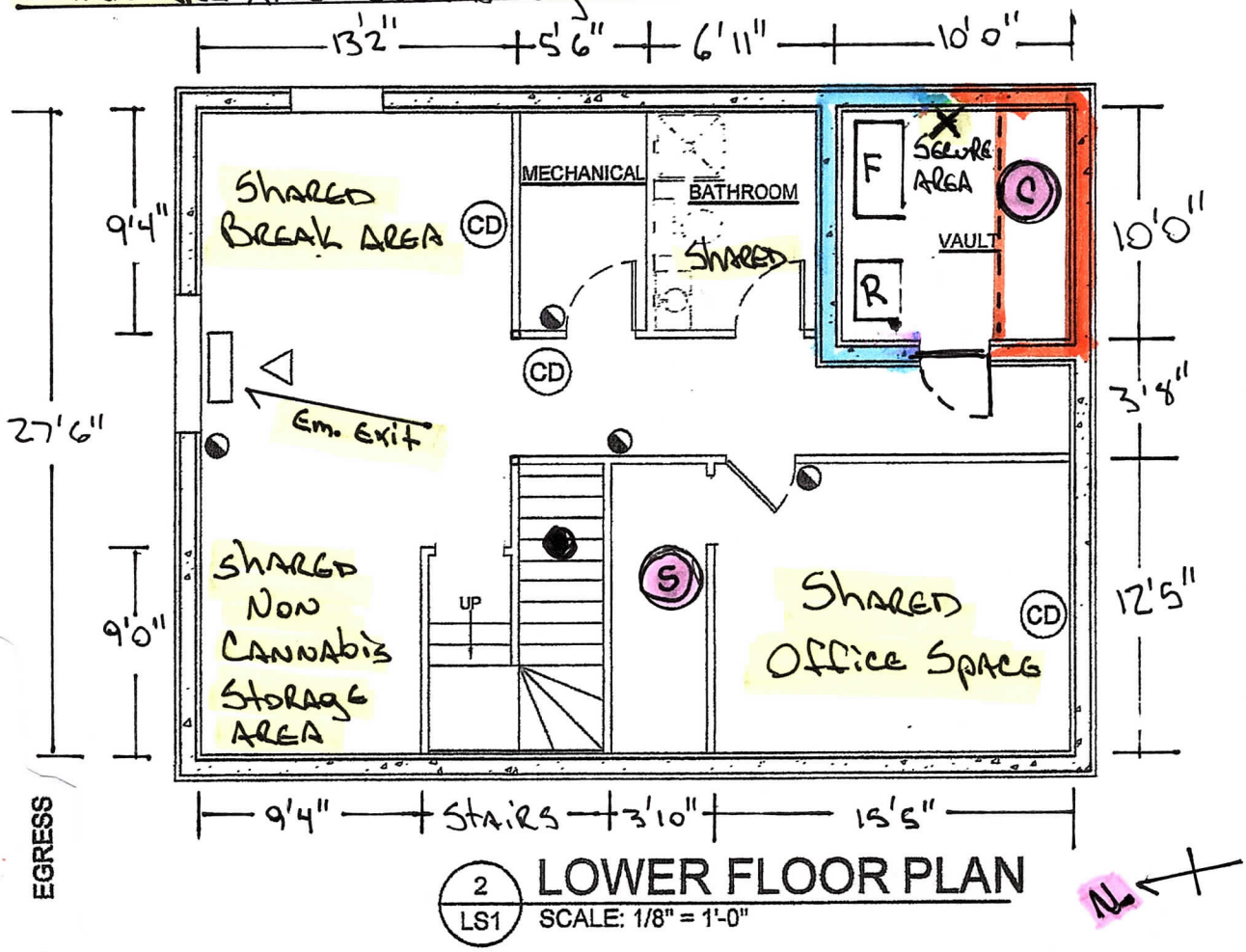

2 / LS1 LOWER FLOOR PLAN
SCALE: 1/8" = 1'-0"

LEGEND

- LIGHTED EMERGENCY EXIT SIGN
- COMBINATION SMOKE DETECTOR AND CARBON MONOXIDE ALARM
- FIRE EXTINGUISHER
- EGRESS

S — Secure storage (non cannabis) is shared

C — Cannabis item storage Lic# 23694 in locking steel cage within Vault (secure)

F — Large locking freezer within Vault cannabis item storage for Lic# 23692

R — Locking fridge for concentrate storage within Vault for Lic # 23692

X — 40 TB DVR for cameras within Vault

● — closet under stairs for employee use for personal items (coats etc.) shared is 3'6" x 8'

Lic 23694 DBA Greenstar flower outlet

Lic 23692 DBA Gold Star Concentrates

J:\2019\109 Forever Young\SET.dwg, LS1, 11/18/2019 1:44:55 PM

VICINITY MAP
SCALE: 1" = 1/2 MILE

#23694 DBA GREENSTAR Flower Outlet
#23692 DBA GOLD STAR CONCENTRATES

EXISTING STRUCTURE
60'
NEW PROPOSED STRUCTURE
121'
81'
184'
SURVEY POINT
SURVEY POINT
SURVEY POINT
ENTRY DOORS
PARKING AREAS
LOT 1
EXISTING DRIVEWAY
KALIFORNSKY BEACH ROAD

SITE PLAN
SCALE: 1" = 60'

DIAGRAM 3

STATE OF ALASKA
49th
Mike Tauriainen
No.3380-E
18 Nov '10
REGISTERED PROFESSIONAL ENGINEER

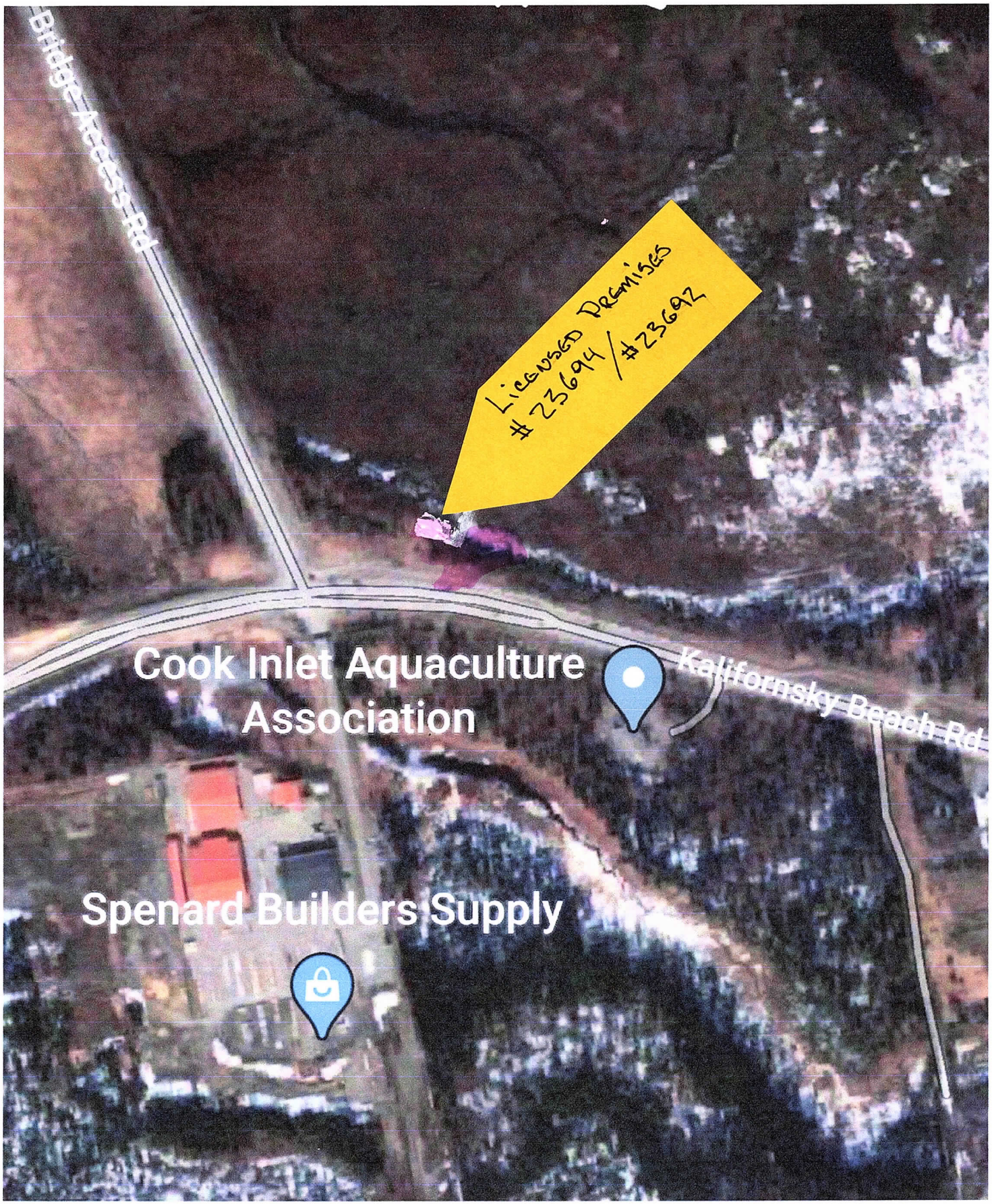

#23694 DBA Greenstar Flower Outlet

#23692 DBA Gold Star Concentrates

N.

Diagram 4

Alaska Marijuana Control Board

Form MJ-02: Premises Diagram

Section 2 – Required Information

For your security, do not include locations of security cameras, motion detectors, panic buttons, and other security devices.
Items marked with a double asterisks (**) are only required for those retail marijuana establishments that are also applying for an onsite consumption endorsement.

The following details must be included in all diagrams:

- ☐ License number and DBA
- ☐ Legend or key
- ☐ Color coding
- ☐ Licensed Premises Area Labeled and Shaded, or Outlined as appropriate
- ☐ Dimensions
- ☐ Labels
- ☐ True north arrow

The following additional details must be included in Diagram 1:

- ☐ Surveillance room
- ☐ Restricted access areas
- ☐ Storage areas
- ☐ Entrances, exits, and windows
- ☐ Walls, partitions, and counters
- ☐ Any other areas that must be labeled for specific license or endorsement types
- ☐ ** Serving area(s)
- ☐ **Employee monitoring area(s)
- ☐ **Ventilation exhaust points, if applicable

The following additional details must be included in Diagram 2:

- ☐ Areas of ingress and egress
- ☐ Entrances and exits
- ☐ Walls and partitions

The following additional details must be included in Diagrams 3 and 4:

- ☐ Areas of ingress and egress
- ☐ Cross streets and points of reference

The following additional details must be included in Diagram 5:

- ☐ Areas of ingress and egress
- ☐ Entrances and exits
- ☐ Walls and partitions
- ☐ Cross streets and points of reference

Note: All areas beyond public area are technically secure, as there is No public access beyond that point without escort.

I declare under penalty of unsworn falsification that I have attached all necessary diagrams that meet the above requirements, and that this form, including all accompanying schedules, statements, and depictions is true, correct, and complete.

Jason M Bott
Signature of licensee

Jason M. Bott
Printed name of licensee

OFFICIAL SEAL
Tatyanah Shassetz
Notary Public - State of Alaska

Tatyanah Shassetz
Notary Public in and for the State of Alaska

My commission expires: 10/23/2022

Subscribed and sworn to before me this 23rd day of February, 2021.