Alcohol and Marijuana Control Office
550 W 7th Avenue, Suite 1600
Anchorage, AK 99501
marijuana.licensing@alaska.gov
https://www.commerce.alaska.gov/web/amco
Phone: 907.269.0350

Alaska Marijuana Control Board

Form MJ-02: Premises Diagram

What is this form?

A detailed diagram of the proposed licensed premises is required for all marijuana establishment license applications, per 3 AAC 306.020(b)(8). **All areas designated as the licensed premises of a single license must be contiguous.** **All diagrams must have the licensed premises area labeled, and outlined or shaded as appropriate.**

What must be submitted with this form?

Applicants must attach multiple diagrams to this form, including (as applicable):

- **Diagram 1:**
  a diagram showing only the licensed premises areas that will be ready to be **operational at the time of your preliminary inspection** and license issuance;

- **Diagram 2:**
  if different than Diagram 1, a diagram outlining **all areas for which the licensee has legal right of possession** (a valid lease or deed), and clearly showing those areas' relationship to the current proposed licensed premises *(details of any planned expansion areas do not need to be included; a complete copy of Form MJ-14: Licensed Premises Diagram Change must be submitted and approved before any planned expansion area may be added to the licensed premises);*

- **Diagram 3:**
  a **site plan or as-built of the entire lot**, showing all structures on the property and clearly indicating which area(s) will be part of the licensed premises;

- **Diagram 4:**
  an **aerial photo of the entire lot and surrounding lots**, showing a view of the entire property and surrounding properties, and clearly indicating which area(s) will be part of the licensed premises *(this can be obtained from sources like Google Earth)*; and

- **Diagram 5:**
  a diagram of the **entire building in which the licensed premises is located**, clearly distinguishing the licensed premises from unlicensed areas and/or premises of other licenses within the building. If your proposed licensed premises is located within a building or building complex that contains multiple business and/or tenants, please provide the addresses and/or suite numbers of the other businesses and/or tenants *(a separate diagram is not required for an establishment that is designating the entire building as a single licensed premises).*

This form, and all necessary diagrams that meet the requirements on Page 2 of this form, must be completed and submitted to AMCO's main office before any new or transfer license application will be considered complete.

Section 1 – Establishment Information

Enter information for the business seeking to be licensed, as identified on the license application.

Licensee:	Greenstar Inc	**MJ License #:**	23694		
License Type:	Retail Marijuana Store				
Doing Business As:	Greenstar Flower Outlet				
Premises Address:	40593 Kalifornsky Beach Rd. Ste B				
City:	Kenai	**State:**	Alaska	**ZIP:**	99611

DIAGRAMS 1, 2, AND 5

ENTIRE building in possession of one licensee. (GREENSTAR INC.)

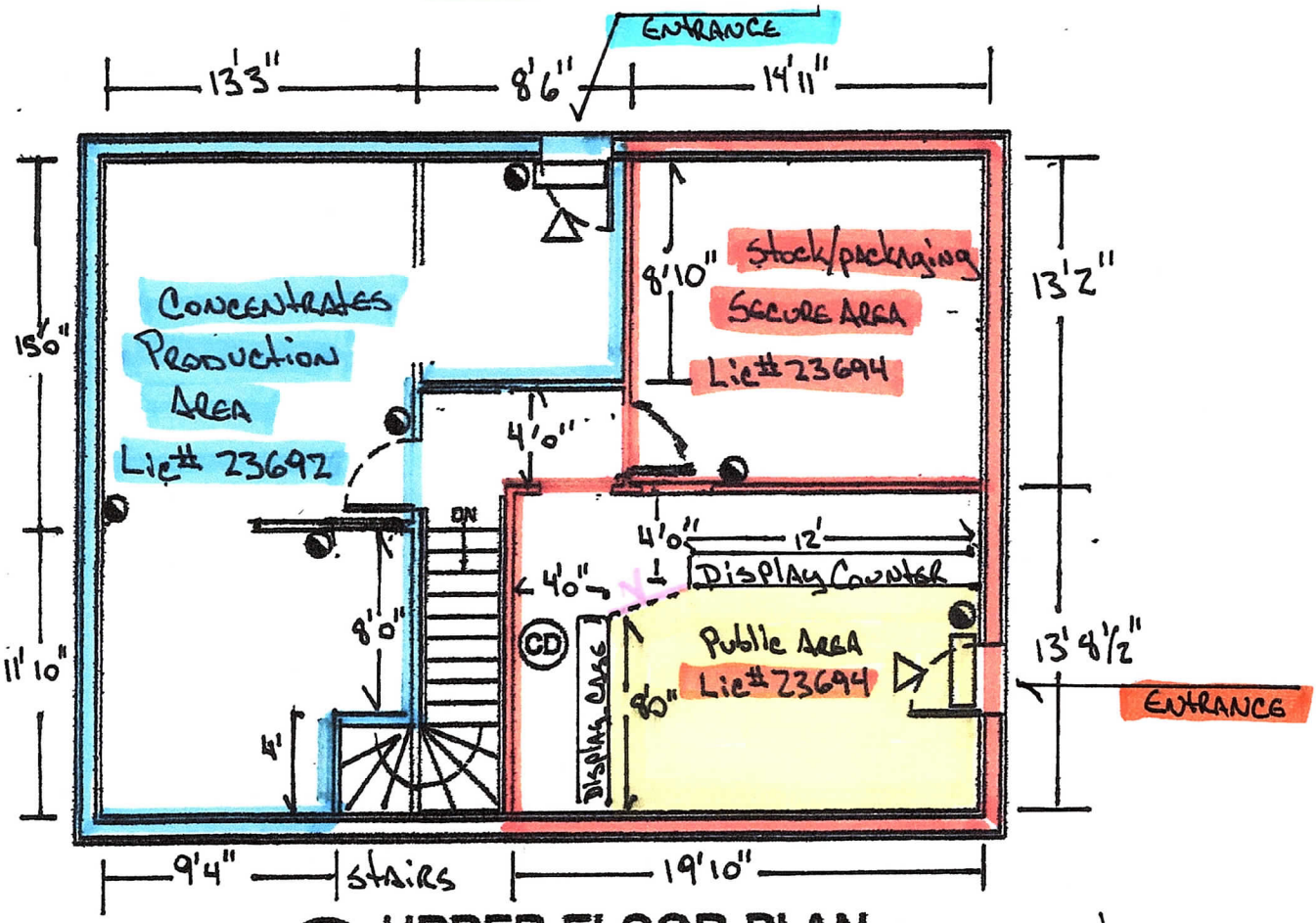

1 LS1 UPPER FLOOR PLAN
SCALE: 1/8" = 1'-0"

N.

LEGEND

- LIGHTED EMERGENCY EXIT SIGN
- CD — COMBINATION SMOKE DETECTOR AND CARBON MONOXIDE ALARM
- FIRE EXTINGUISHER
- EGRESS

— Brass Chain w/ Sign "Restricted Access, All Visitors must be escorted"

#23694 DBA Greenstar Flower Outlet

#23692 DBA Gold Star Concentrates

Licensed premises for #23692

Licensed Premises for #23694

STATE OF ALASKA 49th Mike Taurainen No. 14338-E REGISTERED PROFESSIONAL ENGINEER

REVISIONS

LIFE SAFETY PLAN

J & M FARMS LLC
Kenai, Alaska

TAURIAINEN ENGINEERING & TESTING
35188 Spur Hwy Soldotna, AK 99669 (907)262-4824 FAX 262-5777 engineeringalaska@gci.net

DATE	NOV 2019
DRAWN	HBW
CHECKED	MR
FILE NAME	687
PROJ #	19109

SHEET LS1 OF 10

Diagrams 1, 2, and 5

Vault and all areas are completely covered by surveillance cameras, except bathroom, mech rm, and closet. Stairs are also covered by cameras.

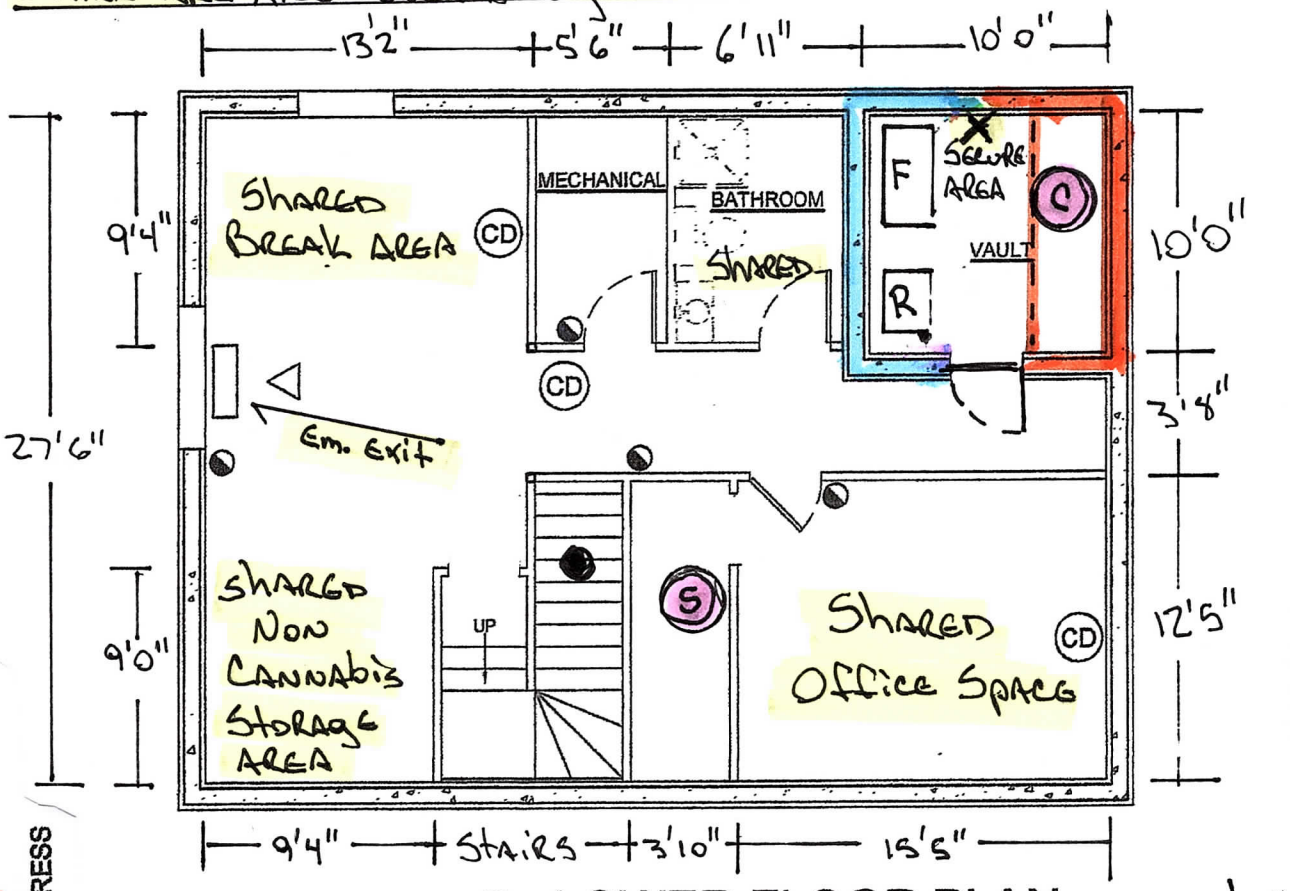

2 / LS1 LOWER FLOOR PLAN
SCALE: 1/8" = 1'-0"

LEGEND

- LIGHTED EMERGENCY EXIT SIGN
- COMBINATION SMOKE DETECTOR AND CARBON MONOXIDE ALARM (CD)
- FIRE EXTINGUISHER
- EGRESS

S — Secure storage (non cannabis) is shared

C — Cannabis item storage Lic# 23694 in locking steel cage within Vault (secure).

F — Large locking freezer within Vault cannabis item storage for Lic# 23692

R — Locking fridge for concentrate storage within Vault for Lic # 23692

X — 40 TB DVR for cameras within Vault

● — closet under stairs for employee use for personal items (coats etc.) shared is 3'6" x 8'

Lic 23694 DBA Greenstar flower outlet

Lic 23692 DBA Gold Star Concentrates

J:\2019\109 Forever Young\SET.dwg, LS1, 11/18/2019 1:44:55 PM

VICINITY MAP
SCALE: 1" = 1/2 MILE

Licensed Premises
#23694/#23692

#25694 DBA Gregnstar Flower Outlet
#23692 DBA Gold Star Concentrates

EXISTING STRUCTURE
60'
NEW PROPOSED STRUCTURE
121'
81'
184'
SURVEY POINT
SURVEY POINT
SURVEY POINT
Entry Doors
Parking Areas
LOT 1
EXISTING DRIVEWAY
KALIFORNSKY BEACH ROAD

SITE PLAN
SCALE: 1" = 60'

Diagram 3

STATE OF ALASKA
49th
Mike Tauriainen
No.3380-E
REGISTERED PROFESSIONAL ENGINEER

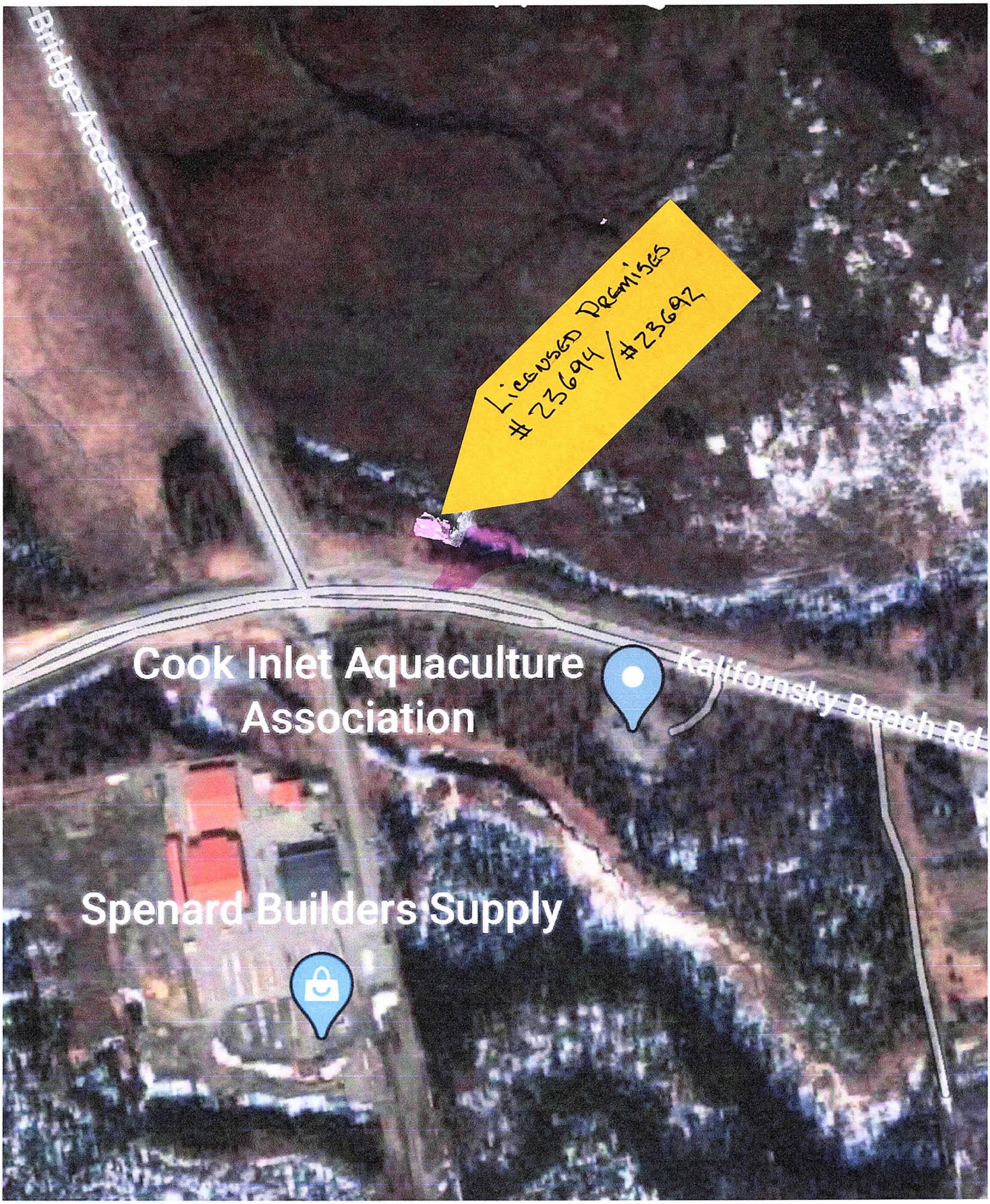

#23694 DBA Greenstar Flower Outlet

#23692 DBA Gold Star Concentrates

N.

Diagram 4

Alaska Marijuana Control Board

Form MJ-02: Premises Diagram

Section 2 – Required Information

For your security, do not include locations of security cameras, motion detectors, panic buttons, and other security devices.
Items marked with a double asterisks (**) are only required for those retail marijuana establishments that are also applying for an onsite consumption endorsement.

The following details must be included in all diagrams:

- [x] License number and DBA
- [x] Legend or key
- [x] Color coding
- [x] Licensed Premises Area Labeled and Shaded, or Outlined as appropriate
- [x] Dimensions
- [x] Labels
- [x] True north arrow

The following additional details must be included in Diagram 1:

- [x] Surveillance room
- [x] Restricted access areas
- [x] Storage areas
- [x] Entrances, exits, and windows
- [x] Walls, partitions, and counters
- [ ] Any other areas that must be labeled for specific license or endorsement types
- [ ] ** Serving area(s)
- [ ] **Employee monitoring area(s)
- [ ] **Ventilation exhaust points, if applicable

Note: All areas beyond public area are technically secure, as there is No public access beyond that point without escort.

The following additional details must be included in Diagram 2:

- [x] Areas of ingress and egress
- [x] Entrances and exits
- [x] Walls and partitions

The following additional details must be included in Diagrams 3 and 4:

- [x] Areas of ingress and egress
- [x] Cross streets and points of reference

The following additional details must be included in Diagram 5:

- [x] Areas of ingress and egress
- [x] Entrances and exits
- [x] Walls and partitions
- [x] Cross streets and points of reference

I declare under penalty of unsworn falsification that I have attached all necessary diagrams that meet the above requirements, and that this form, including all accompanying schedules, statements, and depictions is true, correct, and complete.

Signature of licensee

Jason M. Bott

Printed name of licensee

OFFICIAL SEAL
Tatyanah Shassetz
Notary Public - State of Alaska

Tatyanah Shassetz

Notary Public in and for the State of Alaska

My commission expires: 10/23/2022

Subscribed and sworn to before me this 23rd day of February, 2021.