Alcohol and Marijuana Control Office
550 W 7th Avenue, Suite 1600
Anchorage, AK 99501
marijuana.licensing@alaska.gov
https://www.commerce.alaska.gov/web/amco
Phone: 907.269.0350

Alaska Marijuana Control Board

Form MJ-02: Premises Diagram

What is this form?

A detailed diagram of the proposed licensed premises is required for all marijuana establishment license applications, per 3 AAC 306.020(b)(8). **All areas designated as the licensed premises of a single license must be contiguous. All diagrams must have the licensed premises area labeled, and outlined or shaded as appropriate.**

What must be submitted with this form?

Applicants must attach multiple diagrams to this form, including (as applicable):

- **Diagram 1:**
  a diagram showing only the licensed premises areas that will be ready to be **operational at the time of your preliminary inspection** and license issuance;

- **Diagram 2:**
  if different than Diagram 1, a diagram outlining **all areas for which the licensee has legal right of possession** (a valid lease or deed), and clearly showing those areas' relationship to the current proposed licensed premises *(details of any planned expansion areas do not need to be included; a complete copy of Form MJ-14: Licensed Premises Diagram Change must be submitted and approved before any planned expansion area may be added to the licensed premises);*

- **Diagram 3:**
  a **site plan or as-built of the entire lot**, showing all structures on the property and clearly indicating which area(s) will be part of the licensed premises;

- **Diagram 4:**
  an **aerial photo of the entire lot and surrounding lots**, showing a view of the entire property and surrounding properties, and clearly indicating which area(s) will be part of the licensed premises *(this can be obtained from sources like Google Earth)*; and

- **Diagram 5:**
  a diagram of the **entire building in which the licensed premises is located**, clearly distinguishing the licensed premises from unlicensed areas and/or premises of other licenses within the building. If your proposed licensed premises is located within a building or building complex that contains multiple business and/or tenants, please provide the addresses and/or suite numbers of the other businesses and/or tenants *(a separate diagram is not required for an establishment that is designating the entire building as a single licensed premises)*.

This form, and all necessary diagrams that meet the requirements on Page 2 of this form, must be completed and submitted to AMCO's main office before any new or transfer license application will be considered complete.

Section 1 – Establishment Information

Enter information for the business seeking to be licensed, as identified on the license application.

Licensee:	FSE, Inc.	**MJ License #:**			20827
License Type:	Marijuana Retail Store				
Doing Business As:	Good Titrations				
Premises Address:	506 Merhar Avenue				
City:	Fairbanks	**State:**	Alaska	**ZIP:**	99701

Received 6/23/2020

Alaska Marijuana Control Board

Form MJ-02: Premises Diagram

Section 2 – Required Information

For your security, do not include locations of security cameras, motion detectors, panic buttons, and other security devices.
Items marked with a double asterisks (**) are only required for those retail marijuana establishments that are also applying for an onsite consumption endorsement.

The following details must be included in all diagrams:

- ☐ License number and DBA
- ☐ Legend or key
- ☐ Color coding
- ☐ Licensed Premises Area Labeled and Shaded, or Outlined as appropriate
- ☐ Dimensions
- ☐ Labels
- ☐ True north arrow

The following additional details must be included in Diagram 1:

- ☐ Surveillance room
- ☐ Restricted access areas
- ☐ Storage areas
- ☐ Entrances, exits, and windows
- ☐ Walls, partitions, and counters
- ☐ Any other areas that must be labeled for specific license or endorsement types
- ☐ ** Serving area(s)
- ☐ **Employee monitoring area(s)
- ☐ **Ventilation exhaust points, if applicable

The following additional details must be included in Diagram 2:

- ☐ Areas of ingress and egress
- ☐ Entrances and exits
- ☐ Walls and partitions

The following additional details must be included in Diagrams 3 and 4:

- ☐ Areas of ingress and egress
- ☐ Cross streets and points of reference

The following additional details must be included in Diagram 5:

- ☐ Areas of ingress and egress
- ☐ Entrances and exits
- ☐ Walls and partitions
- ☐ Cross streets and points of reference

I declare under penalty of unsworn falsification that I have attached all necessary diagrams that meet the above requirements, and that this form, including all accompanying schedules, statements, and depictions is true, correct, and complete.

Signature of licensee

Shaun Tacke
Printed name of licensee

MELISSA PROPER
My Commission Expires
NOTARY PUBLIC
November 19, 2023
STATE OF ALASKA

Melissa Proper
Notary Public in and for the State of Alaska

My commission expires: 11/19/23

Subscribed and sworn to before me this 23 day of June, 2020.

Received 6/23/2020

Received 7/31/2020

Diagrams 1, 2, + 5

Video Surveillance + Recording Storage

MJ storage

onsite consumption monitoring area 2.

2nd ID check to proposed onsite area

additional onsite Entry

onsite Consumption Monitoring Area "1"

6 month Business Record Storage

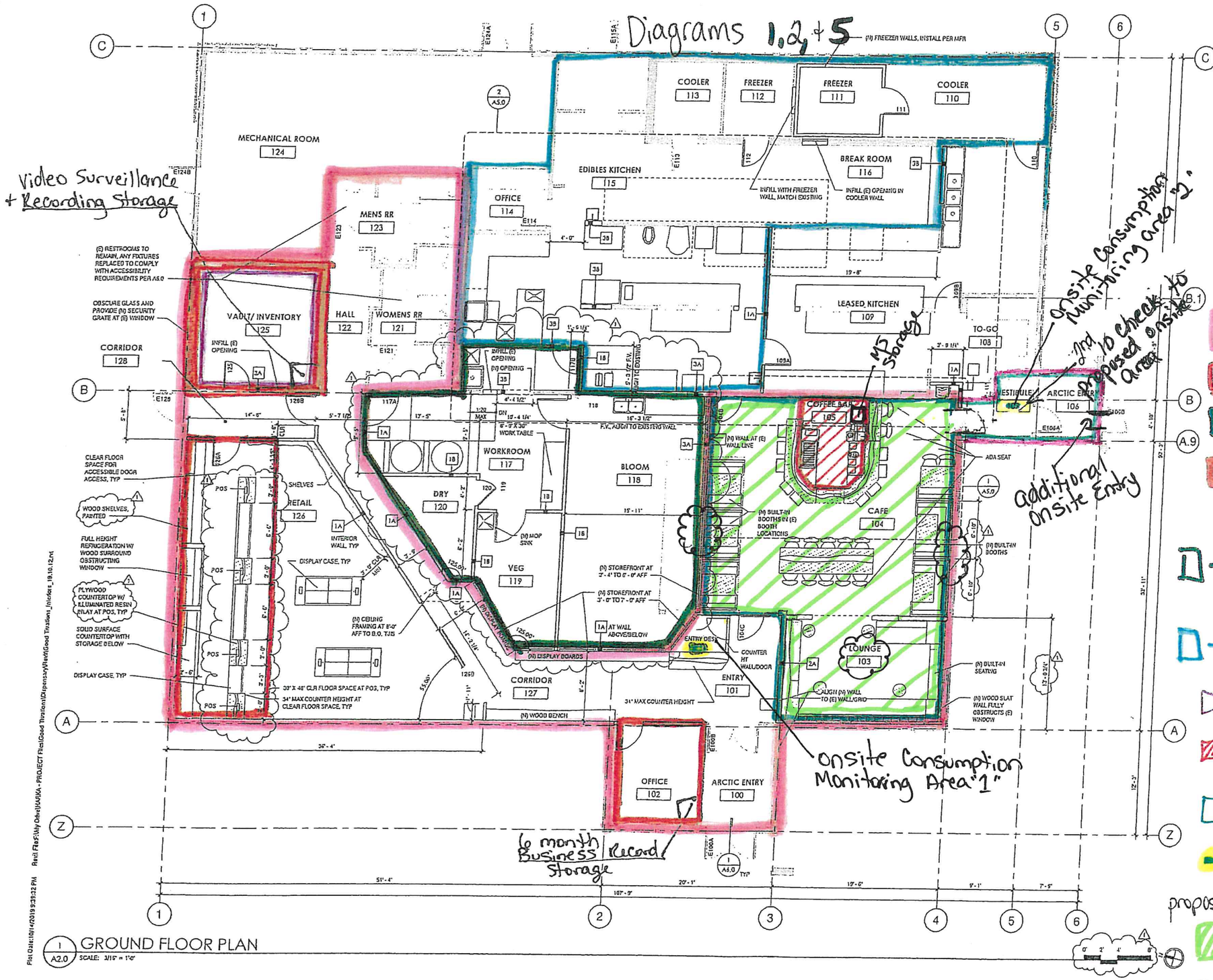

1 A2.0 GROUND FLOOR PLAN
SCALE: 3/16" = 1'-0"

SHEET NOTES (PLANS)

1. DIMENSIONS ARE TO FACE OF STUD, FACE OF CONCRETE, GRID LINES, AND CENTER LINE OF WINDOW ASSEMBLIES UNLESS OTHERWISE NOTED.
2. CONSTRUCTION ASSEMBLY DESCRIPTIONS, SEE A1.0.
3. PRODUCT SPECIFICATIONS, SEE A1.0.
4. ACCESSIBILITY AND ADA DETAILS, SEE A5.0.
5. OPERABLE PARTS OF LIGHTING, ENVIRONMENTAL, SECURITY CONTROLS AND ELECTRICAL RECEPTACLES SHALL BE MOUNTED BETWEEN 15" AND 48" ABOVE FINISHED FLOOR.
6. ALL FAUCETS TO HAVE LEVER HANDLES.
7. REMOVE EXISTING TILE, GRIND AND POLISH EXISTING CONCRETE, TYP THROUGHOUT. IF ANY TILE REMAINS OR IS REPLACED DURING CONSTRUCTION, VERIFY ADA COMPLIANCE AT FLOOR TRANSITION PER 2/A5.0.

PHASING LEGEND

- EXISTING TO REMAIN
- REMOVED DURING DEMO PHASE (DEMO PLANS ONLY)
- NEW CONSTRUCTION (NEW PLANS ONLY)

- Proposed Licensed premises
- Retail Restricted Access Area.
- ID check
- Shared Video Surveillance + Recording Storage
- Cultivation License #20829
- Manufacturing License #20832
- shared vault/ storage
- Onsite Restricted Access Area
- Proposed onsite Consumption Area
- Entry desk/ ID check for proposed onsite Area
- Consumption Serving Area
- Ventilation Exhaust points

HARKA
107 SE WASHINGTON STREET, SUITE 740
PORTLAND, OR 97214 - HARKAHQ.COM

PERMIT SET REVISIONS (REFERENCE ONLY)

Good Titrations
License # 20829
506 Merhar Avenue
Fairbanks, AK
Retail

#	Date	Description
1		

10.14.19
Date
JSM
Drawn By

Floor Plan

A2.0

Copyright 2019 ©
If this drawing is less than 22" x 34", it has been reduced. Scale accordingly. Full size at 11"x

Plot Date: 10/14/2019 9:39:32 PM Revit File: F:\My Drive\HARKA - PROJECT Files\Good Titrations\Dispensary\Revit\Good Titrations_Interiors_19.10.12.rvt

GOOD TITRATIONS

Diagram 3

GENERAL NOTES

1. CONTRACTOR SHALL VERIFY ALL EXISTING CONDITIONS AND DIMENSIONS PRIOR TO CONSTRUCTION AND SHALL NOTIFY DESIGNER OF ANY DEVIATIONS FROM DRAWINGS PRIOR TO CONTINUATION OF WORK.
2. CONTRACTOR SHALL NOTIFY DESIGNER OF ANY NEED FOR DESIGN CHANGES DUE TO FIELD CONDITIONS OR OBSERVATIONS PRIOR TO CONTINUING WORK.
3. WRITTEN DIMENSIONS HAVE PRECEDENCE OVER SCALED DIMENSIONS. DO NOT SCALE THE DRAWINGS.
4. DIMENSIONS ARE TO FACE OF STUD, FACE OF CONCRETE, GRID LINES, AND CENTER LINE OF WINDOW ASSEMBLIES UNLESS OTHERWISE NOTED.
5. SAFETY GLAZING IS REQUIRED WHERE GLASS IS WITHIN 18" OF THE FLOOR AND 24" OF DOORS. SEE 2017 ORSC SEC. R308 FOR ADDITIONAL SAFETY REQUIREMENTS.
6. ALL MATERIALS AND WORK SHALL CONFORM TO ALL GOVERNING CODES AND REGULATIONS.
7. ALL WORK TO BE DONE IN ACCORDANCE WITH THE LATEST CODES WITH LOCAL AMENDMENTS AND ORDINANCES AND GOOD STANDARD PRACTICE. CONTRACTOR TO COORDINATE ALL DIMENSIONS, SIDING AND OPENINGS WITH ALL TRADES. CONTRACTOR TO VERIFY ALL CONNECTOR SIZES TO INSURE PROPER FIT.
8. ALL MATERIALS AND PRODUCTS SHALL BE INSTALLED IN ACCORDANCE WITH THE MANUFACTURERS WRITTEN INSTRUCTIONS.
9. FRAMING CONTRACTOR TO VERIFY ALL ROUGH OPENING SIZES AND DETAILS FOR DOORS, WINDOWS, EXHAUST, FANS AND VENTS.
10. CONTRACTOR SHALL PROVIDE ALL NECESSARY TEMPORARY BRACING, SHORING, GUYING OR OTHER MEANS TO AVOID EXCESSIVE STRESSES AND TO HOLD STRUCTURAL ELEMENTS IN PLACE DURING CONSTRUCTION.
11. ARCHITECT NOT RESPONSIBLE FOR WATER PENETRATION OF EXISTING ROOFING, FLASHING, OR PARAPETS.
12. WHEN WORK NOT SPECIFICALLY CALLED OUT IS REQUIRED TO COMPLETE THE PROJECT, IT SHALL BE OF THE BEST MATERIAL AND WORKMANSHIP.
13. CONTRACTOR SHALL TAKE ALL THE NECESSARY PRECAUTIONARY MEASURES TO PROTECT THE PUBLIC AND ADJACENT PROPERTIES FROM DAMAGE THROUGHOUT CONSTRUCTION. CONTRACTOR ASSUMES ALL LIABILITY FOR DAMAGES INCURRED DURING CONSTRUCTION.
14. CONTRACTOR SHALL ESTABLISH AND VERIFY ALL OPENINGS AND INSERTS FOR MECHANICAL, ELECTRICAL, AND PLUMBING WITH APPROPRIATE TRADES.
15. THE STARTING OF WORK BY THE GENERAL CONTRACTOR OR ANY SUBCONTRACTOR SHALL BE CONSIDERED PRIMA FACE EVIDENCE THAT THEY HAVE INSPECTED AND ACCEPTED ALL CONDITIONS INVOLVED IN THE WORK AND FIND THEM SATISFACTORY.
16. CONTRACTOR SHALL TIE NEW UTILITIES INTO PRIVATE & PUBLIC LINES AS REQUIRED BY PUBLIC, PRIVATE UTILITIES OR COUNTY.
17. CONTRACTOR SHALL COORDINATE WORK OF MECH. AND ELEC. SUBCONTRACTORS AND NOTIFY DESIGNER OF ANY CONFLICTS OR VARIATIONS FROM U.S. REQUIREMENTS. ALL WORK TO CONFORM TO ALL RELEVANT CODES AND REGULATIONS.
18. CONTRACTOR SHALL BE RESPONSIBLE FOR OBTAINING ALL DEFERRED AND TRADE PERMITS.
19. CONTRACTOR SHALL VERIFY AND CONFIRM ALL SIZES & DIMENSIONS PRIOR TO GROUTING.
20. WHEN POSSIBLE, USE PRODUCTS MADE IN THE UNITED STATES. EXAMPLE OF A COMPREHENSIVE LIST OF PRODUCTS MADE IN THE USA CAN BE FOUND AT: http://www.americanmfg.com/buildingmaterial.html

LOW-CARBON NOTES

1. ANNULAR SPACES AROUND PIPES, ELECTRIC CABLES, CONDUITS OR OTHER OPENINGS IN PLATES AT EXTERIOR WALLS SHALL BE PROTECTED AGAINST THE PASSAGE OF RODENTS BY CLOSING SUCH OPENINGS WITH CEMENT MORTAR, CONCRETE MASONRY OR SIMILAR ACCEPTABLE METHOD.
2. A MINIMUM OF 50 PERCENT OF THE CONSTRUCTION WASTE GENERATED AT THE SITE SHALL BE DIVERTED TO RECYCLE OR SALVAGE.
3. GAS FIREPLACES SHALL BE A DIRECT VENT SEALED-COMBUSTION TYPE. WOOD/PELLET STOVES SHALL COMPLY WITH US EPA PHASE II EMISSION LIMITS.
4. DUCT AND VENT OPENINGS SHALL BE COVERED DURING CONSTRUCTION.
5. ADHESIVES, SEALANTS AND CAULKS SHALL BE COMPLIANT LOW OR NO VOC.
6. PAINTS, STAINS, AND OTHER COATINGS SHALL BE COMPLIANT LOW OR NO VOC.
7. MOISTURE CONTENT OF BUILDING MATERIALS USED IN ENCLOSED WALL AND FLOOR FRAMING IS CHECKED BEFORE ENCLOSURE AND CANNOT EXCEED 19%.
8. HVAC SYSTEM INSTALLERS ARE TRAINED AND CERTIFIED IN THE PROPER INSTALLATION OF HVAC SYSTEMS.
9. USE FSC, LOCAL, ENVIRONMENTALLY CERTIFIED, SUSTAINABLY-SOURCED PRODUCTS - FOR MORE INFORMATION AND RESOURCES VISIT SUSTAINABLE NW: http://www.sustainablenorthwest.org/
10. MINIMIZE USE OF CONCRETE WHERE ALTERNATIVES ARE POSSIBLE.

SYMBOLS

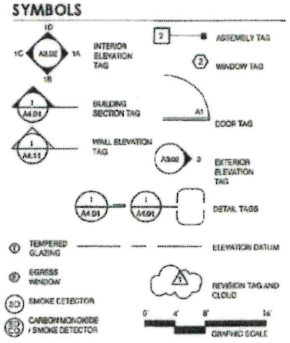

ZONING INFORMATION

	CODE	PROPOSED
MAX HEIGHT (INDOOR SMALL MARIJUANA CULTIVATION FACILITY)	35'-0" MAX	< 35'-0"
REQUIRED YARDS	NOT REQ'D	NO CHANGES
MAX HEIGHT	UNLIMITED	NO CHANGES
MAX LOT COVERAGE	100%	NO CHANGES
SMALL INDOOR CULTIVATION	PERMITTED	ACCESSORY USE

PARKING

RESTAURANT: 1 SPACE PER 3 SEATS: 47 SEATS / 3 = 16 SPACES
STORE: 1 SPACE PER 200 SF SALES AREA: 832 SF / 200 = 4 SPACES
ALL OTHER COMMERCIAL/INDUSTRIAL: 3 SPACES PER 4 EMPLOYEES:
28 EMPLOYEES / 4 X 3 = 17 SPACES
ADA PARKING: 1 ADA STALL PER 50 SPACES

37 SPACES REQUIRED

STORMWATER MANAGEMENT

NO CHANGES TO IMPERVIOUS AREA.

BUILDING INFORMATION

	EXISTING	PROPOSED
TOTAL	7,800 SF	7,800 SF (NO CHANGES)

AREA OF MARIJUANA CULTIVATION FACILITY: 1,042 SF, ALL INDOOR

SITE INFORMATION

ADDRESS	595 MEHAR AVE, FAIRBANKS, AK 99701
COUNTY	FAIRBANKS NORTH STAR
LEGAL DESCRIPTION	LOT 3, TR A, BENTLEY BROTHERS SUBDIVISION
LOT SIZE	.46 ACRES (41,782 sf)
BASE ZONE	GU-1 (GENERAL USE)

VICINITY MAP

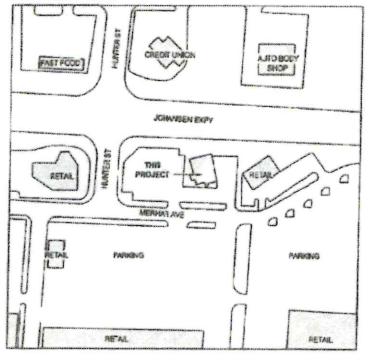

ABBREVIATIONS

#	NUMBER	EA	EACH	IBC	INTERNATIONAL BUILDING CODE	PERF	PERFORATED, PERFORATE
&	AND	EJ	EXPANSION JOINT	IN	INCH	PLAM	PLASTIC LAMINATE
℄	CENTERLINE	EL	ELEVATION	INFO	INFORMATION	PL	PLATE, PROPERTY LINE
AC	AIR CONDITIONING	ELEC	ELECTRICAL	INSUL	INSULATE(D)	PLYWD	PLYWOOD
ADDL	ADDITIONAL	ELEV	ELEVATION	INT	INTERIOR	PNL	PANEL
ADJ	ADJUSTABLE		ELEVATOR			PNT	PAINT
ADM	ACCESSORY DWELLING UNIT	EQUIP	EQUIPMENT	JAN	JANITOR'S CLOSET	PR	PAIR
AFF	ABOVE FINISH FLOOR	EQ	EQUAL	JST	JOIST	PRE-FIN	PREFINISHED
ALUM	ALUMINUM	(E)	EXISTING			PRE-PR	PRE-PRIMED
ALT	ALTERNATE	EXIST	EXISTING	KIT	KITCHEN	PT	PRESSURE TREATED
APT	APARTMENT	EXT	EXTERIOR				
ARCH	ARCHITECT(URAL)	FCB	FIBER CEMENT BOARD	LAM	LAMINATE	R	RADIUS
AWN	AWNING	FD	FLOOR DRAIN	LAV	LAVATORY	RD	ROOF DRAIN
		FEC	FIRE EXTINGUISHER CABINET	LAUN	LAUNDRY	REF	REFERENCE
BD	BOARD			LIGT	LIGHT	REFR	REFRIGERATOR
BR	BEDROOM			LIN	LINOLEUM	REQD	REQUIRED
BDRM	BEDROOM	FIN	FINISH			REST	RESTROOM
BLDG	BUILDING	FLR	FLOOR	MAINT	MAINTENANCE	REV	REVISION
BLKG	BLOCKING	FND	FOUNDATION	MATL	MATERIAL		REVERSE
BLW	BELOW	FOF	FACE OF FINISH	MAX	MAXIMUM	RM	ROOM
BM	BEAM	FOS	FACE OF STUD	MECH	MECHANICAL	RO	ROUGH OPENING
BO(B.O.	BOTTOM OF	FOW	FACE OF WALL	MEMB	MEMBRANE		
BOT	BOTTOM	FRM	FRAMING	MFR	MANUFACTURER	SD	SMOKE DETECTOR
BSMT	BASEMENT	FT	FEET	MIN	MINIMUM	SF	SQUARE FOOT
		FTG	FOOTING	MIRR	MIRRORED	SHTHG	SHEATHING
CLG	CEILING	FV	FIELD VERIFY	MISC	MISCELLANEOUS	SIM	SIMILAR
CLR	CLEAR(ANCE)			MO	MASONRY OPENING	SPEC	SPECIFICATION
CMU	CONCRETE UNIT MASONRY	GA	GAUGE, GYPSUM	MTL	METAL	SS	STAINLESS STEEL
CPT	CARPET		ASSOCIATION			STD	STANDARD
COL	COLUMN	GAL	GALVANIZED	(N)	NEW	STL	STEEL
COLS	COLUMNS	GB	GRAB BAR	N	NORTH	STOR	STORAGE
CONT	CONTINUOUS	GWB	GYPSUM WALL BOARD	NA	NOT APPLICABLE	STC	SOUND TRANSMISSION CLASS
CONC	CONCRETE			NIS	NOT IN SCOPE		
CORR	CORRIDOR			NO	NUMBER	STRUCT	STRUCTURAL
		HB	HOSE BIB	NR	NON RATED		
D	DRYER	HDR	HEADER	NTS	NOT TO SCALE	T & G	TONGUE & GROOVE
DBL	DOUBLE	HW	HARDWARE				
DIA	DIAMETER	HM	HOLLOW METAL	OC	ON CENTER	TB	TOWEL BAR
DIM	DIMENSION	HORIZ	HORIZONTAL	OCC	OCCUPANT(S)	THK	THICK, THICKNESS
DN	DOWN	HR	HOUR		OCCUPANCY(IES)	TO/T.O.	TOP OF
DR	DOOR	HVAC	HEATING VENTILATION AND AIR CONDITIONING	OLF	OCCUPANT LOAD FACTOR	TP	TOILET PAPER
DS	DOWNSPOUT			OPP	OPPOSITE	TYP	TYPICAL
DW	DISHWASHER			ORD	OVERFLOW ROOF DRAIN		
DWG	DRAWING					UL	UNDERWRITERS LABORATORY
						UND	UNLESS NOTED OTHERWISE
						VERT	VERTICAL
						VS	VERSUS
						W	WASHER
						WC	WATER CLOSET
						WD	WOOD
						WH	WATER HEATER
						WIN	WINDOW
						WRB	WEATHER RESISTIVE BARRIER
						WP	WATERPROOF
						WR	WATER RESISTANT

JOB DESCRIPTION

TENANT IMPROVEMENT OF EXISTING A-2 RESTAURANT TO NON-SEPARATED MIXED OCCUPANCY A-2 CAFE AND KITCHEN, M MARIJUANA RETAIL AND F-1 SMALL INDOOR MARIJUANA CULTIVATION. NO CHANGES TO EXTERIOR ENVELOPE.

TO COMPLY WITH 2015 INTERNATIONAL BUILDING CODE AND CITY OF FAIRBANKS LOCAL AMENDMENTS TO THE 2015 INTERNATIONAL BUILDING CODE.

VALUATION: $100,000

TRADE PERMITS

MECHANICAL, ELECTRICAL, PLUMBING, FIRE SPRINKLER AND SIGN PERMITS TO BE OBTAINED SEPARATELY.

PROJECT TEAM

OWNER

HAPPY PEPPER, LLC
1770 DONALD AVE
FAIRBANKS AK 99701
907-328-8820
info@aurorafarms.com

ARCHITECT

HARKA ARCHITECTURE, LLC
107 SE WASHINGTON ST. SUITE 740
PORTLAND, OR 97214
CONTACT: PATRICK DONALDSON
503-975-0471
patrick@harkaha.com

STRUCTURAL

NELSON ENGINEERING
169 SIGNKA STREET
KENAI, ALASKA 99611
CONTACT: ZACH RINNINGER
907-240-3882
ZRINNINGER@NLASKA.NET

DRAWING SHEET INDEX

ARCHITECTURAL

A0.0	Project Info, Zoning / Code, & Site Plan
A0.1	Life Safety Info & Plans
A1.0	Assemblies, Schedules & Demo Plan
A2.0	Floor Plan
A2.1	Reflecting Ceiling Plan
A3.0	Elevations
A5.0	Enlarged Plans
A6.1	Sections & Details
A6.0	Accessibility Details

INTERIOR DESIGN

ID1.0	Finish / Material Schedules & Reference Plan
ID2.0	Furniture / Furniture Plan
ID3.0	Lighting Plan
ID4.0	Interior Elevations
ID5.1	Interior Elevations
ID6.0	Interior Details
ID6.1	Interior Details
ID6.2	Interior Details

STRUCTURAL

S1.1	Notes and Specifications
S1.2	Special Inspection
S2.1	First Floor Framing Plan
S3.1	Details

D- Right to Possession

D- proposed Licensed premises

D- proposed onsite Consumption Area

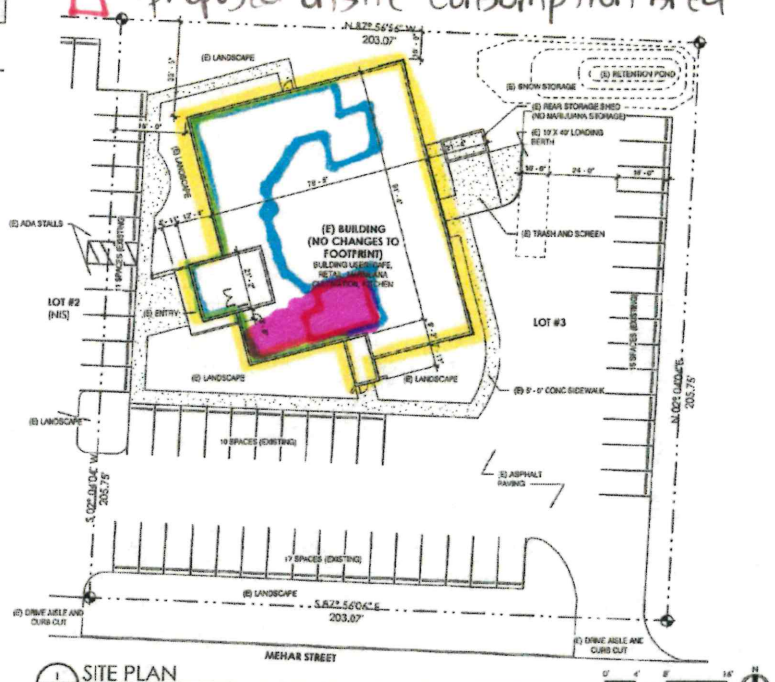

1 SITE PLAN
A0.0 SCALE: 3/64" = 1'-0"

PERMIT SET

Good Titrations

Project Zoning Code Plan

AC

Copyright 2019 HA

Received 6/23/2020

Received 6/23/2020