Alcohol and Marijuana Control Office
550 W 7th Avenue, Suite 1600
Anchorage, AK 99501
marijuana.licensing@alaska.gov
https://www.commerce.alaska.gov/web/amco
Phone: 907.269.0350

Alaska Marijuana Control Board

Form MJ-02: Premises Diagram

What is this form?

A detailed diagram of the proposed licensed premises is required for all marijuana establishment license applications, per 3 AAC 306.020(b)(8). **All areas designated as the licensed premises of a single license must be contiguous.** **All diagrams must have the licensed premises area labeled, and outlined or shaded as appropriate.**

What must be submitted with this form?

Applicants must attach multiple diagrams to this form, including (as applicable):

- **Diagram 1:**
  a diagram showing only the licensed premises areas that will be ready to be **operational at the time of your preliminary inspection** and license issuance;

- **Diagram 2:**
  if different than Diagram 1, a diagram outlining **all areas for which the licensee has legal right of possession** (a valid lease or deed), and clearly showing those areas' relationship to the current proposed licensed premises *(details of any planned expansion areas do not need to be included; a complete copy of Form MJ-14: Licensed Premises Diagram Change must be submitted and approved before any planned expansion area may be added to the licensed premises);*

- **Diagram 3:**
  a **site plan or as-built of the entire lot**, showing all structures on the property and clearly indicating which area(s) will be part of the licensed premises;

- **Diagram 4:**
  an **aerial photo of the entire lot and surrounding lots**, showing a view of the entire property and surrounding properties, and clearly indicating which area(s) will be part of the licensed premises *(this can be obtained from sources like Google Earth)*; and

- **Diagram 5:**
  a diagram of the **entire building in which the licensed premises is located**, clearly distinguishing the licensed premises from unlicensed areas and/or premises of other licenses within the building. If your proposed licensed premises is located within a building or building complex that contains multiple business and/or tenants, please provide the addresses and/or suite numbers of the other businesses and/or tenants *(a separate diagram is not required for an establishment that is designating the entire building as a single licensed premises)*.

This form, and all necessary diagrams that meet the requirements on Page 2 of this form, must be completed and submitted to AMCO's main office before any new or transfer license application will be considered complete.

Section 1 – Establishment Information

Enter information for the business seeking to be licensed, as identified on the license application.

Licensee:	Kimberly Anne Peters	**MJ License #:**	29768		
License Type:	Retail Marijuana Store				
Doing Business As:	Higher Dimentions				
Premises Address:	9737 Mud Bay Rd, unit 101				
City:	Ketchikan	**State:**	Alaska	**ZIP:**	99901

Received by AMCO 8.13.21. Payment 8.12.21

Alaska Marijuana Control Board

Form MJ-02: Premises Diagram

Section 2 – Required Information

For your security, do not include locations of security cameras, motion detectors, panic buttons, and other security devices.
Items marked with a double asterisks (**) are only required for those retail marijuana establishments that are also applying for an onsite consumption endorsement.

The following details must be included in all diagrams:

- [x] License number and DBA
- [x] Legend or key
- [x] Color coding
- [x] Licensed Premises Area Labeled and Shaded, or Outlined as appropriate
- [x] Dimensions
- [x] Labels
- [x] True north arrow

The following additional details must be included in Diagram 1:

- [x] Surveillance room
- [x] Restricted access areas
- [x] Storage areas
- [x] Entrances, exits, and windows
- [x] Walls, partitions, and counters
- [x] Any other areas that must be labeled for specific license or endorsement types
- [ ] ** Serving area(s)
- [ ] **Employee monitoring area(s)
- [ ] **Ventilation exhaust points, if applicable

The following additional details must be included in Diagram 2:

- [x] Areas of ingress and egress
- [x] Entrances and exits
- [x] Walls and partitions

The following additional details must be included in Diagrams 3 and 4:

- [x] Areas of ingress and egress
- [x] Cross streets and points of reference

The following additional details must be included in Diagram 5:

- [x] Areas of ingress and egress
- [x] Entrances and exits
- [x] Walls and partitions
- [x] Cross streets and points of reference

I declare under penalty of unsworn falsification that I have attached all necessary diagrams that meet the above requirements, and that this form, including all accompanying schedules, statements, and depictions is true, correct, and complete.

Kimberly Peters
Signature of licensee

Kimberly Peters
Printed name of licensee

STATE OF ALASKA
NOTARY PUBLIC
SHARON E WAGNER

S. E. Wagner
Notary Public in and for the State of Alaska

My commission expires: 11/07/2024

Subscribed and sworn to before me this 27th day of July, 2021.

License # 29768

Received by AMCO 8.13.21. Payment 8.12.21

General Notes:

1. Contractor shall verify all existing conditions and dimensions prior to starting work.
2. Contractor shall provide temporary bracing for the structure and structural components until final connections have been completed.
3. Basic Wind Load: 120 mph (3 sec. gust), exposure C.
4. Ground Snow Load: 55 psf, Roof Snow Load: 40 psf
5. Interior Nonbearing Walls and Partition work
6. Zone: IH
7. USS 2606, Lot M1A1
8. Occupancy: Group B, F-1, & S-1
9. Occupancy Category II
10. Type of Construction: Type V-B
11. Codes: IBC 2012, NEC 2011, UPC 2012, IECC 2018 and IMC 2012.
12. Total interior space : 3,412 sf
    Group (B): 514 sf
    Group (F-1): 2,631 sf
    Group (S-1): 133 sf
13. Non Sprinkled Building
14. Occupant load: Between 5 to 14 employees.
15. Retail - Higher Dimensions - License # 29768
16. Cultivation - Higher Dimensions - License # 29769
17. Manufacturing - Higher Dimensions - License # 29770
18. All electrical work will be supervised by a Licensed Electrician, final rough in to be verified by Electrical Administrator.
19. All plumbing work will be supervised by a Licensed Plumber.

STRUCTURAL WOOD:

1.) Sheathing shall be plywood; APA rated sheathing: conform to the requirements of APA PRP 108: shall be of the thickness and grade shown on the drawings and shall be stamped with the trademark of the American Plywood Association.
2.) Sawn wood members shall be Hem Fir No. 2 or better, unless otherwise noted, S4S, conforming to VPS PS 20 standard, and shall be grade marked by a recognized grading agency approved by the International Code Conference (ICC)
3.) Nailing of sawn wood members shall be with common nails, unless otherwise noted. Where not shown on the drawings, nailing shall conform to table 2304.9.1 of the IBC.
4.) Framing anchors, straps, joist hangers, etc., shall be manufactured by "Simpson Company" or an approved equal..
5.) Diaphragm and shear wall nailing shall conform to tables 2306.3.1 and 2306.4.1 of the IBC (common nails), with nomenclature defined as follows:
    BN = nailing at diaphragm boundaries and at edges of openings
    EN = edge nailing
    FN = field nailing.
6.) In horizontal diaphragms or vertical shear walls, no panel less than 24" side shall be used unless all edges are supported on framing or blocking.
7.) Exterior sawn wood members shall be pressure treated per specifications.
8.) Sawn wood members shall be erected with the natural camber up.
9.) Cutting, notching, or drilling of beams/joist/posts to be permitted only as detailed or approved by the Engineer.
10.) All nails larger than 16d and all nailing tending to cause splitting of wood members, shall be installed in pre-drilled holes.
11.) Moisture content of wood at time of placing shall not exceed 19 percent.
12.) Provide blocking or bridging per sections 2308.8, 2308.9, 2308.10.6 of the IBC.
13.) Bolts shall conform to ASTM A307. Nuts shall conform to the requirements of ASTM A563, Hex grade A. Washers shall conform to the requirements of ASTM F2329.
14.) All bolt heads, nuts and lag screws bearing wood shall have cut washers, unless otherwise noted.
15.) Bolt holes in wood to be pre-drilled 1/32" larger than the nominal bolt diameter.
16.) Shearwalls fasteners to be 10d with 1 1/2" penetration into framing. Edge nailing 4" and field 6" with 3x or 2-2x framing members at panel edges. Double studs nailed with 16d at 6" oc both sides. Shear wall to be blocked at plywood edges.
17.) Exterior plywood sheathing shall be APA Structural I rated.
18.) Openings should be 4' from corner and in main wall 2'-8" apart.
19.) Top plate splices minimum of 8' apart and nailed with 2-16d per foot.
20.) Pressure Treated lumber is designated as "pt" on noted lumber.

Door Schedule:
All existing doors will remain as they are and new interior door will be wood frame, $1\frac{1}{2}$" hollow wood core and sized for opening and 6'8" in height.

BY	DATE	
RECORD OF REVISIONS		

May Engineering Services, LLC
PO Box 1273
Ward Cove, AK 99928

DESIGNED BY: Joe May
DRAWN BY: JGM
SCALE:

Higher Dimensions
Notes
In Ketchikan, AK

PROJECT No.
DATE: July 2021
SHEET 2

Received by AMCO 8.13.21. Payment 8.12.21

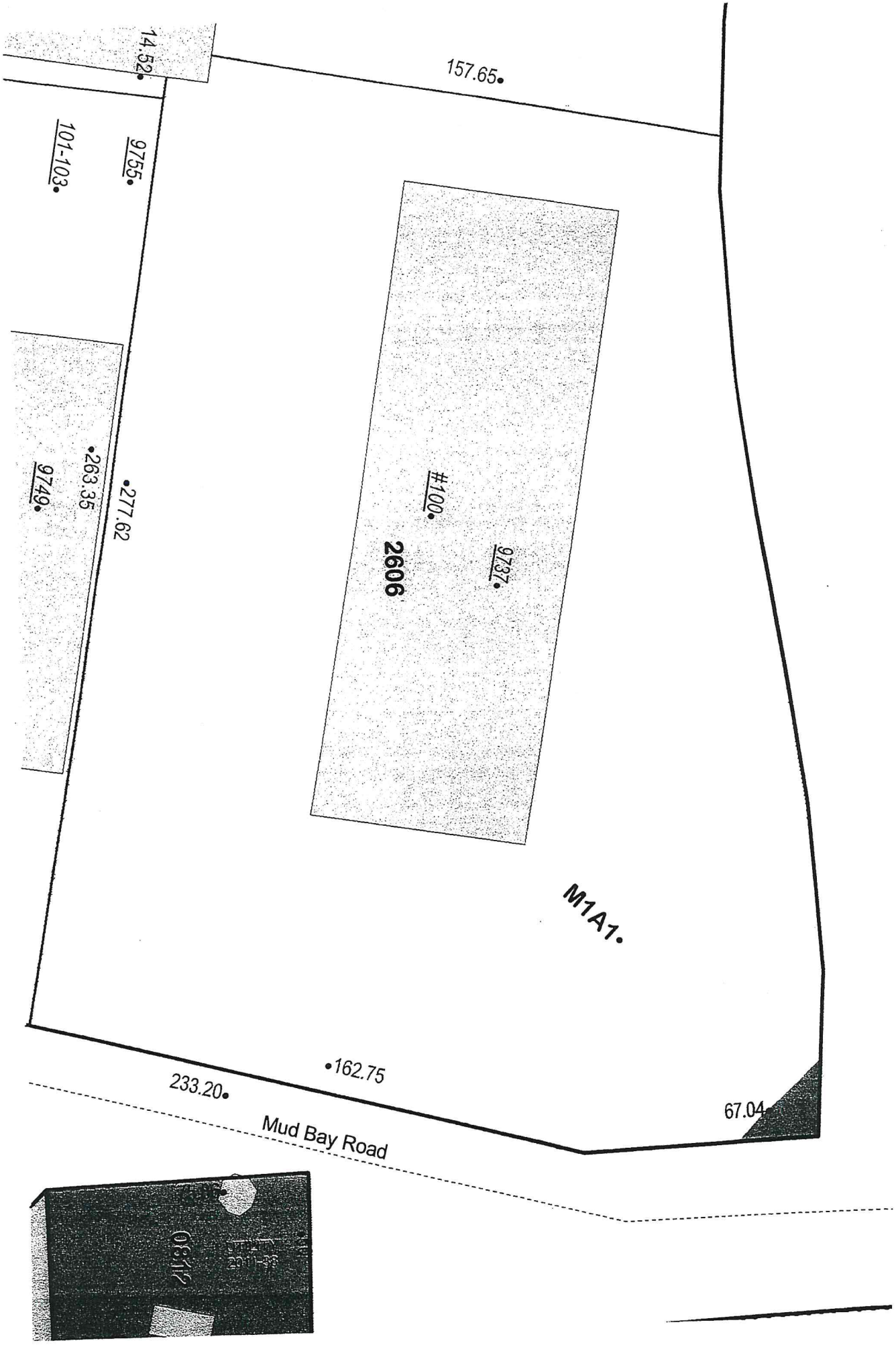

Received by AMCO 8.13.21. Payment 8.12.21

AMCO received 5/31/2022

Higher Dimension

Web Print: 05/25/2022

0 47 94 Feet

Retail - Higher Dimension - License #29768
Cultivation - Higher Dimension - License #29769
Manufacturing - Higher Dimension - License #29770

This map is a user generated static output from an Internet mapping site and is for reference only. Data layers that appear on this map may or may not be accurate, current, or otherwise reliable.

Diagram #2, #3, #4 & #5

Sheet 2

©2022 Sidwell. All rights reserved.

AMCO received 5/31/2022

HIGHER DIMENSIONS

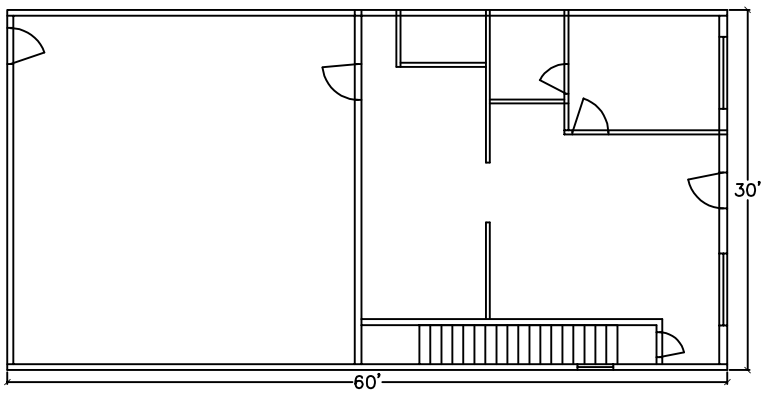

Scale 1/8"=1'-0" Existing Building Main Floor

Owners:
Higher Dimensions
9737 Mud Bay Rd, #101
Ketchikan, AK 99901

Diagram #1, #3 & #5

Code Analysis:

A. Occupancy:

Occupancy Classification	
Mercantile Storage	Group M
Mercantile	Group M
Manufacturing	Group F-1

No required separation M and F-1

B. Type of Construction:
Type V-A, Rated Construction

C. Occupant Load Calculations:

M (Storage)	115 sf / 300 gsf =	1
M	453 sf / 60 gsf =	8
F-1	2631 sf / 500 gsf =	2
TOTAL BUILDING OCCUPANCY LOAD;		11

D. Occupancy Category II

E. Exit Requirements:
M occupancy 13 (49 limit), 1 exit (travel 75')
F-1 occupancy 2 (49 limit), 1 exit (travel 75')

F. Code: IBC 2012, NEC 2011, IECC 2018, IMC 2012 and IMC 2012.

G. Retail - Higher Dimensions - License # 29768
Cultivation - Higher Dimensions - License # 29769
Manufacturing - Higher Dimensions - License # 29770

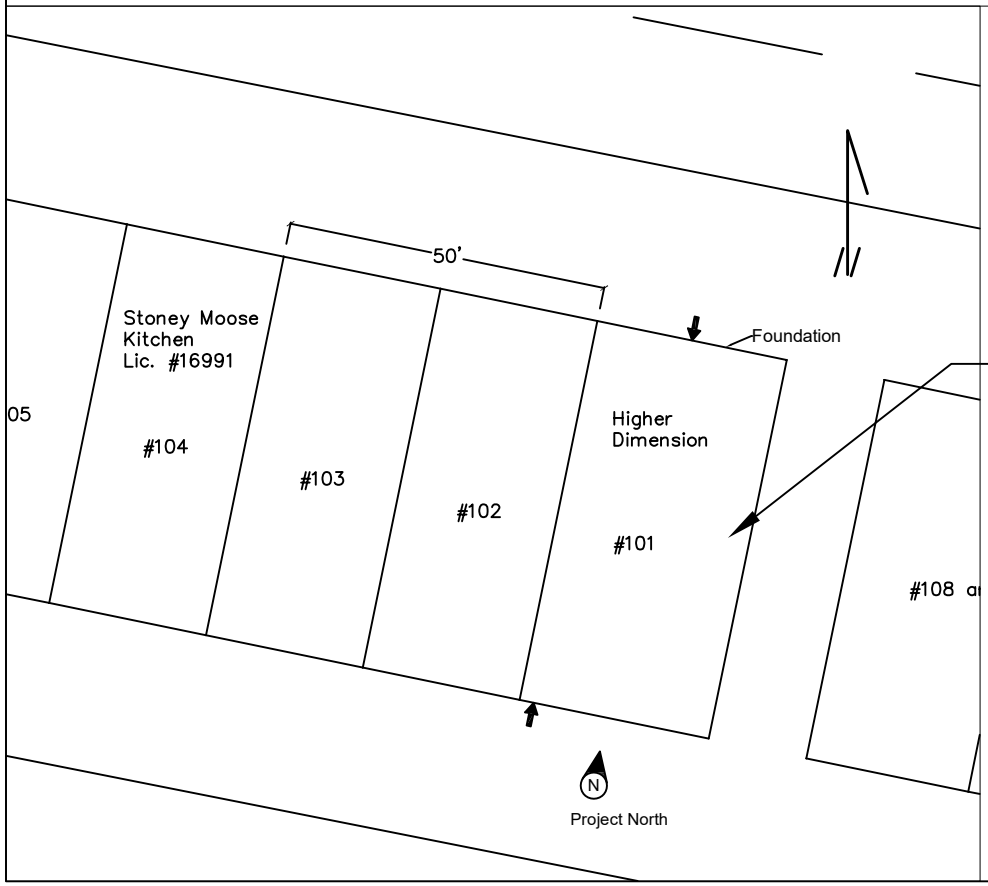

Project Site
Scale 1"=30'

Sheet Number	Description
1	**Diagram #1, #3 & #5**
2	**Diagram #2, #3, #4 & #5**
3	**First Floor Diagram #1 & #2**
4	**Second Floor Diagram #1 & #2**

May Engineering Services, LLC
March 2022

Sheet 1

8½x11

AMCO received 5/31/2022

Graphic Scale
Scale in Feet

4' 0 8'

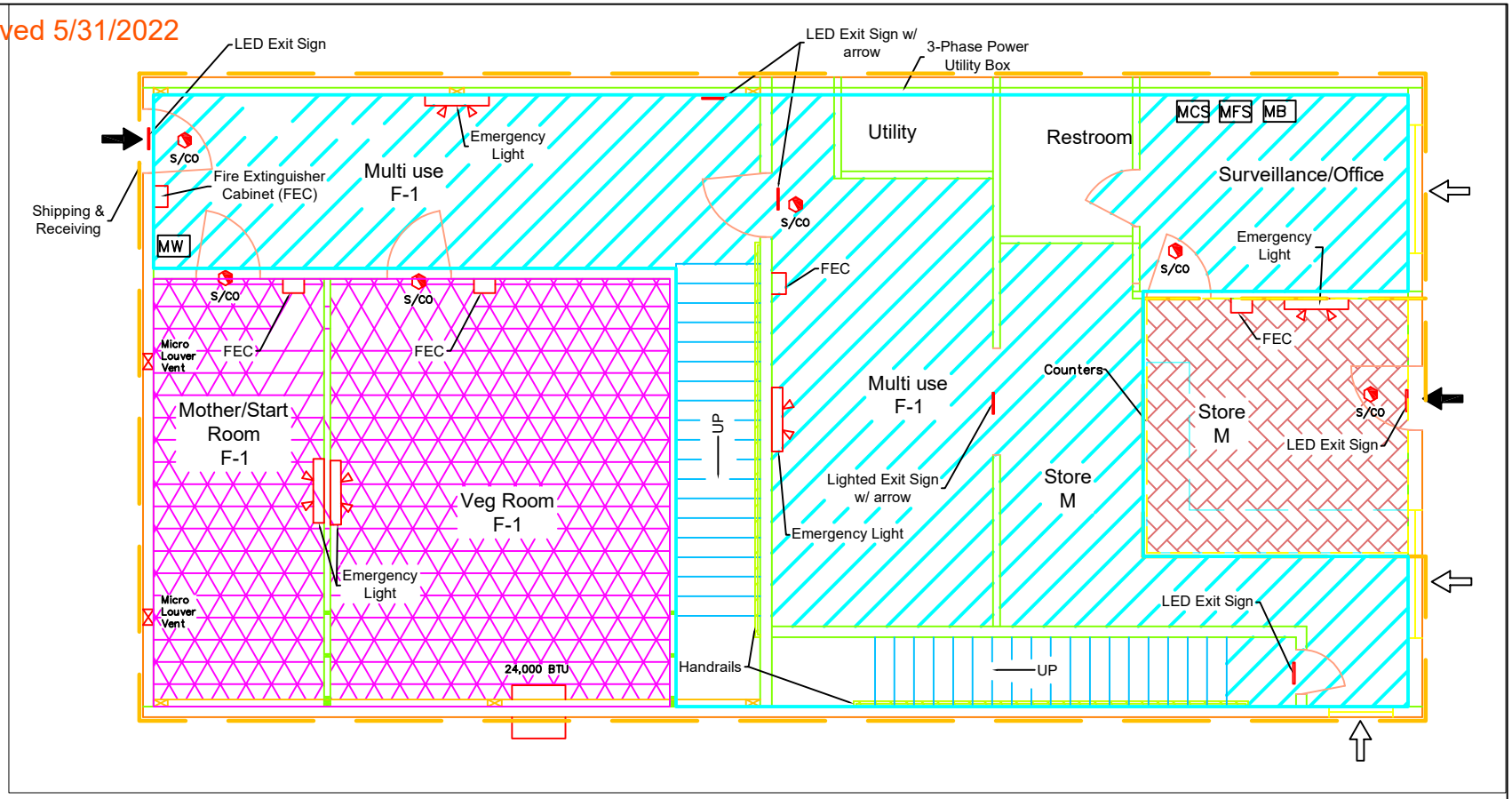

First Floor Areas

Retail	146.0sf
Cultivation	485.2sf
Manufacturing	1,029.1sf

PROJECT EXTERIOR DOOR
PROJECT EXTERIOR WINDOW
RETAIL LICENSED PREMISES, SUITE 1
MANUFACTURING LICENSED PREMISES, SUITE 2
CULTIVATION LICENSED PREMISES, SUITE 3
BUILDING AREA NOT IN PROJECT
UNRESTRICTED ACCESS
RESTRICTED ACCESS

MCS MARIJUANA CONCENTRATE STORAGE
MPS MARIJUANA PRODUCT STORAGE
MFS MARIJUANA FLOWER/TRIM STORAGE
MW MARIJUANA WASTE
MQ MARIJUANA QUARANTINE
MB MARIJUANA BUSINESS

Diagram #1
Diagram #2

Higher Dimensions
9737 Mud Bay Rd, #101, Ketchikan, AK 99901
Retail – Higher Dimensions – License # 29768
Cultivation – Higher Dimensions – License # 29769
Manufacturing – Higher Dimensions – License # 29770

BY	DATE	

RECORD OF REVISIONS

May Engineering Services, LLC
PO Box 1273
Ward Cove, AK 99928

Higher Dimensions
First Floor-Diagram #1&#2
In Ketchikan, AK

DESIGNED BY: Joe May	Format 8½x11
DRAWN BY: JGM	DATE: Mar 2022
SCALE: 1/8"=1'-0"	SHEET 3

AMCO Received 5/31/2022

Graphic Scale
Scale in Feet

4' 0 8'

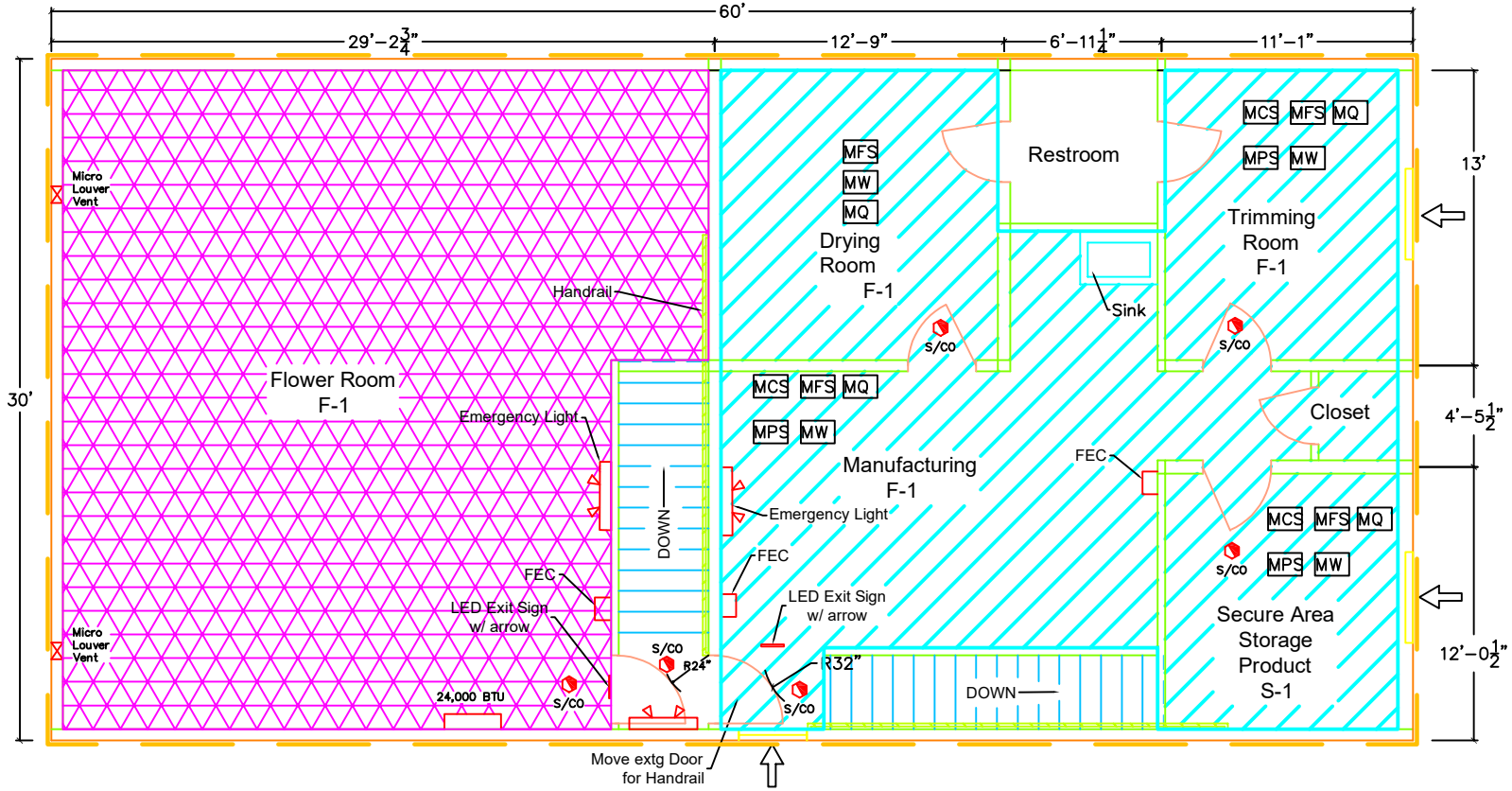

Second Floor Areas

Cultivation	755.6sf
Manufacturing	760.2sf

PROJECT EXTERIOR DOOR
PROJECT EXTERIOR WINDOW
RETAIL LICENSED PREMISES, SUITE 1
MANUFACTURING LICENSED PREMISES, SUITE 2
CULTIVATION LICENSED PREMISES, SUITE 3
BUILDING AREA NOT IN PROJECT
UNRESTRICTED ACCESS
RESTRICTED ACCESS

MCS MARIJUANA CONCENTRATE STORAGE
MPS MARIJUANA PRODUCT STORAGE
MFS MARIJUANA FLOWER/TRIM STORAGE
MW MARIJUANA WASTE
MQ MARIJUANA QUARANTINE
MB MARIJUANA BUSINESS

Diagram #1
Diagram #2

Higher Dimensions
9737 Mud Bay Rd, #101, Ketchikan, AK 99901
Retail – Higher Dimensions – License # 29768
Cultivation – Higher Dimensions – License # 29769
Manufacturing – Higher Dimensions – License # 29770

BY	DATE	

RECORD OF REVISIONS

May Engineering Services, LLC
PO Box 1273
Ward Cove, AK 99928

Higher Dimensions
Second Floor – Diagram #1&#2
In Ketchikan, AK

DESIGNED BY: *Joe May*	Format 8½x11
DRAWN BY: *JGM*	DATE: *Mar 2022*
SCALE: *1/8"=1'-0"*	SHEET *4*