Alcohol and Marijuana Control Office
550 W 7th Avenue, Suite 1600
Anchorage, AK 99501
marijuana.licensing@alaska.gov
https://www.commerce.alaska.gov/web/amco
Phone: 907.269.0350

Alaska Marijuana Control Board

Form MJ-02: Premises Diagram

Why is this form needed?

A detailed diagram of the proposed licensed premises is required for all marijuana establishment license applications, per 3 AAC 306.020(b)(8). **All areas designated as the licensed premises of a single license must be contiguous. All diagrams must have the licensed premises area labeled, and outlined or shaded as appropriate.**

What must be submitted with this form?

Applicants must attach multiple diagrams to this form, including (as applicable):

- **Diagram 1:**
  A diagram showing only the licensed premises areas that will be ready to be **operational at the time of your preliminary inspection** and license issuance;

- **Diagram 2:**
  If different than Diagram 1, a diagram outlining **all areas for which the licensee has legal right of possession** (a valid lease or deed), and clearly showing those areas' relationship to the current proposed licensed premises *(details of any planned expansion areas do not need to be included; a complete copy of Form MJ-14: Licensed Premises Diagram Change must be submitted and approved before any planned expansion area may be added to the licensed premises);*

- **Diagram 3:**
  A **site plan or as-built of the entire lot**, showing all structures on the property and clearly indicating which area(s) will be part of the licensed premises;

- **Diagram 4:**
  An **aerial photo of the entire lot and surrounding lots**, showing a view of the entire property and surrounding properties, and clearly indicating which area(s) will be part of the licensed premises *(this can be obtained from sources like Google Earth)*; and

- **Diagram 5:**
  A diagram of the **entire building in which the licensed premises is located**, clearly distinguishing the licensed premises from unlicensed areas and/or premises of other licenses within the building. If your proposed licensed premises is located within a building or building complex that contains multiple business and/or tenants, please provide the addresses and/or suite numbers of the other businesses and/or tenants *(a separate diagram is not required for an establishment that is designating the entire building as a single licensed premises)*.

This form, and all necessary diagrams that meet the requirements on Page 2 of this form, must be completed and submitted to AMCO's Anchorage office before any new or transfer license application will be considered complete.

Section 1 – Establishment Information

Enter information for the business seeking to be licensed, as identified on the license application.

Licensee:	Cold Creek Extracts LLC	**MJ License #:**	15594		
License Type:	Marijuana Product Manufacturing Facility				
Doing Business As:	Cold Creek Extracts				
Premises Address:	12642 W Western Drive, Unit B				
City:	Houston	**State:**	Alaska	**ZIP:**	99694

AMCO
JUN 26 2023

Alaska Marijuana Control Board

Form MJ-02: Premises Diagram

Section 2 – Required Information

For your security, do not include locations of security cameras, motion detectors, panic buttons, and other security devices.
Items marked with a double asterisks (**) are only required for those retail marijuana establishments that are also applying for an onsite consumption endorsement.

The following details must be included in all diagrams:

- ☐ License number and DBA
- ☐ Legend or key
- ☐ Color coding
- ☐ Licensed Premises Area Labeled and Shaded, or Outlined as appropriate
- ☐ Dimensions
- ☐ Labels
- ☐ True north arrow

The following additional details must be included in Diagram 1:

- ☐ Surveillance room
- ☐ Restricted access areas
- ☐ Storage areas
- ☐ Entrances, exits, and windows
- ☐ Walls, partitions, and counters
- ☐ Any other areas that must be labeled for specific license or endorsement types
- ☐ ** Serving area(s)
- ☐ **Employee monitoring area(s)
- ☐ **Ventilation exhaust points, if applicable

The following additional details must be included in Diagram 2:

- ☐ Areas of ingress and egress
- ☐ Entrances and exits
- ☐ Walls and partitions

The following additional details must be included in Diagrams 3 and 4:

- ☐ Areas of ingress and egress
- ☐ Cross streets and points of reference

The following additional details must be included in Diagram 5:

- ☐ Areas of ingress and egress
- ☐ Entrances and exits
- ☐ Walls and partitions
- ☐ Cross streets and points of reference

Initial:

I hereby certify that I am the person herein named and subscribing to this application and that I have read the complete application, and I know the full content thereof. I declare that all of the information contained herein, and evidence or other documents submitted are true and correct. I understand that any falsification or misrepresentation of any item or response in this application, or any attachment, or documents to support this application, is sufficient grounds for denying or revoking a license/permit. I further understand that it is a Class A misdemeanor under Alaska Statute 11.56.210 to falsify an application and commit the crime of unsworn falsification.

AMCO
JUN 26 2023

Cade Inscho
Printed name of licensee

Signature of licensee

Diagram 1 / Diagram 2

= Licensed Premises

= Restricted Access

= Licensed Premises, NOT Restricted Access

AMCO JUN 26 2023

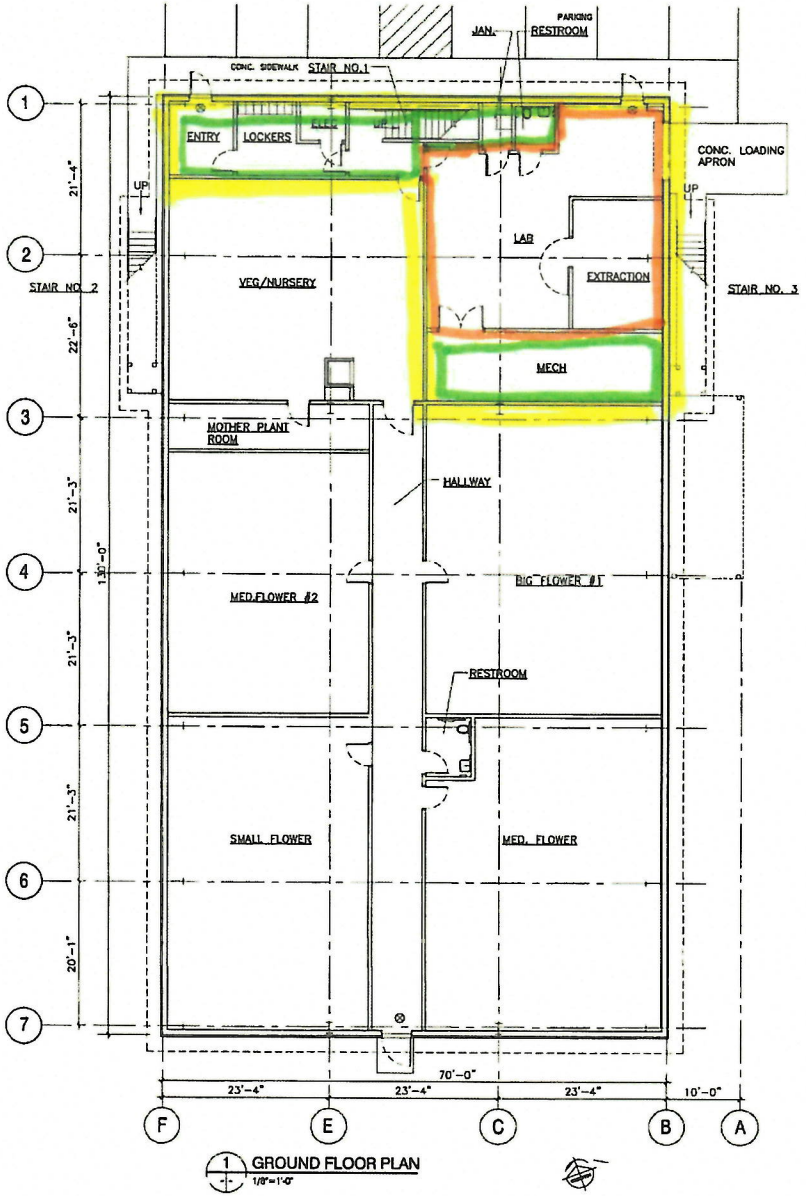

1 GROUND FLOOR PLAN
1/8"=1'-0"

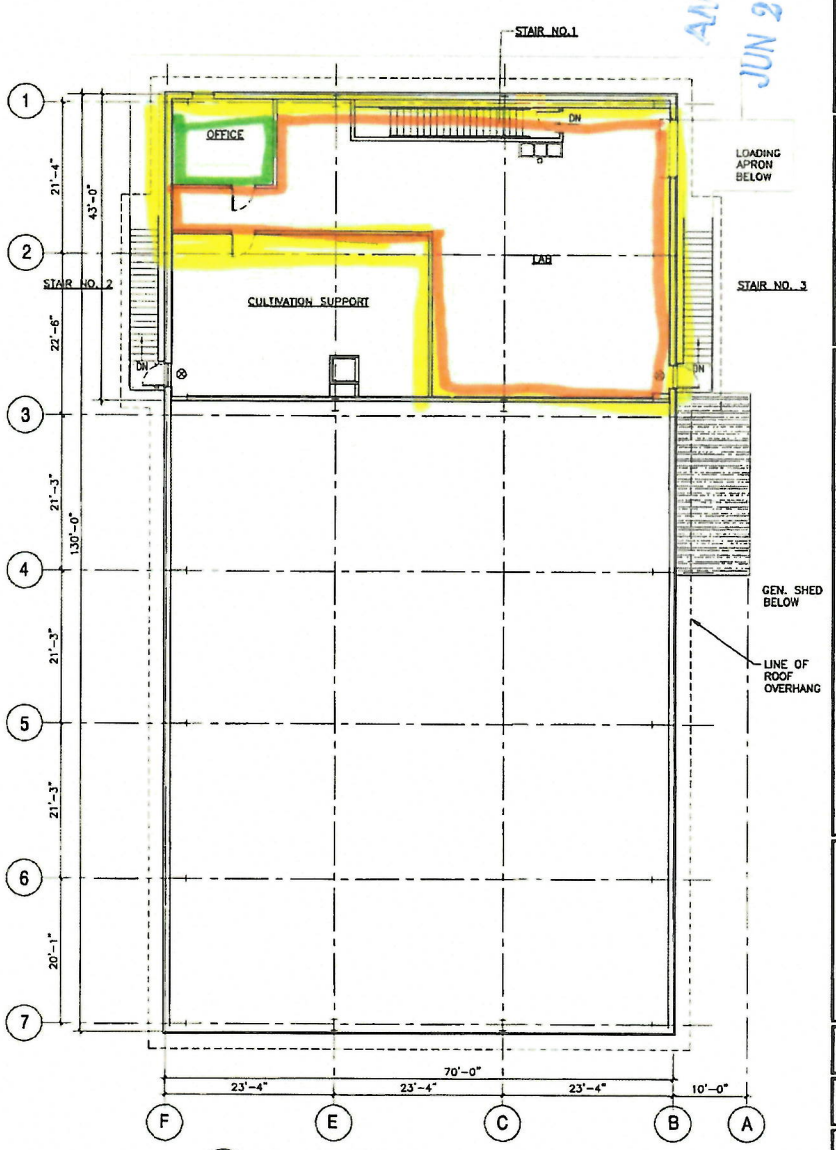

2 MEZZANINE PLAN
1/8"=1'-0"

5/19/2021
6/28/2022

James Bohannon architect

COLD CREEK EXTRACTS
12642 WESTEN DRIVE
HOUSTON, ALASKA

REVISIONS

JOB NO. 2003
DATE AUG 2, 2021
DRAWN JHB
REVIEWED JHB

FLOOR PLANS

SHEET NO.
A2-SUPL

Lic # 15544

= Licensed Premises

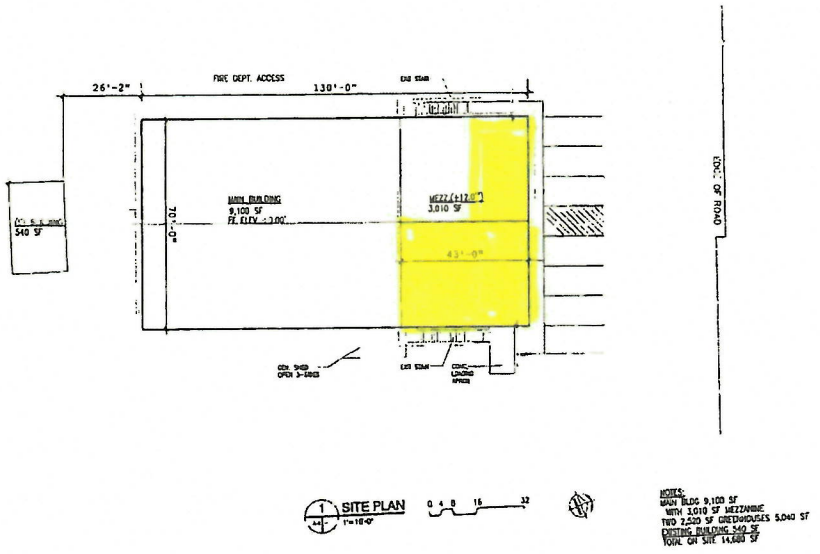

COLD CREEK EXTRACTS
12642 WESTEN DRIVE
HOUSTON, ALASKA

SITE PLAN

A1-SUPL

5/19/2021

AMCO
JUN 26 2023

Lic # 15574

Diagram 3

Google Maps

Imagery ©2023 CNES / Airbus, Maxar Technologies, Map data ©2023 200 ft

Cold Creek Extracts
Lic. #15594
Diagram 4

= Licensed Premises

AMCO
JUN 26 2023

Diagram 5

Licensed Premises (this Application)
Licensed Premises (# 28795)
Overlapping Premises

AMCO JUN 26 2023

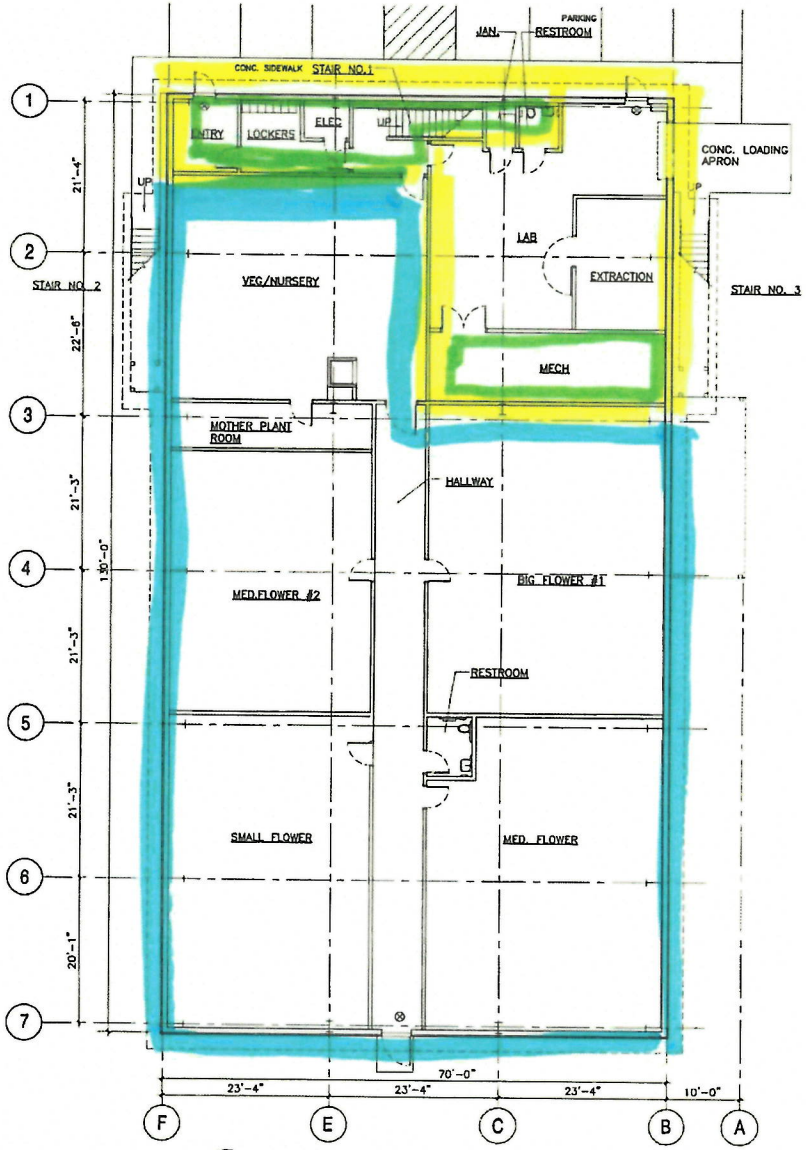

1 GROUND FLOOR PLAN
1/8"=1'-0"

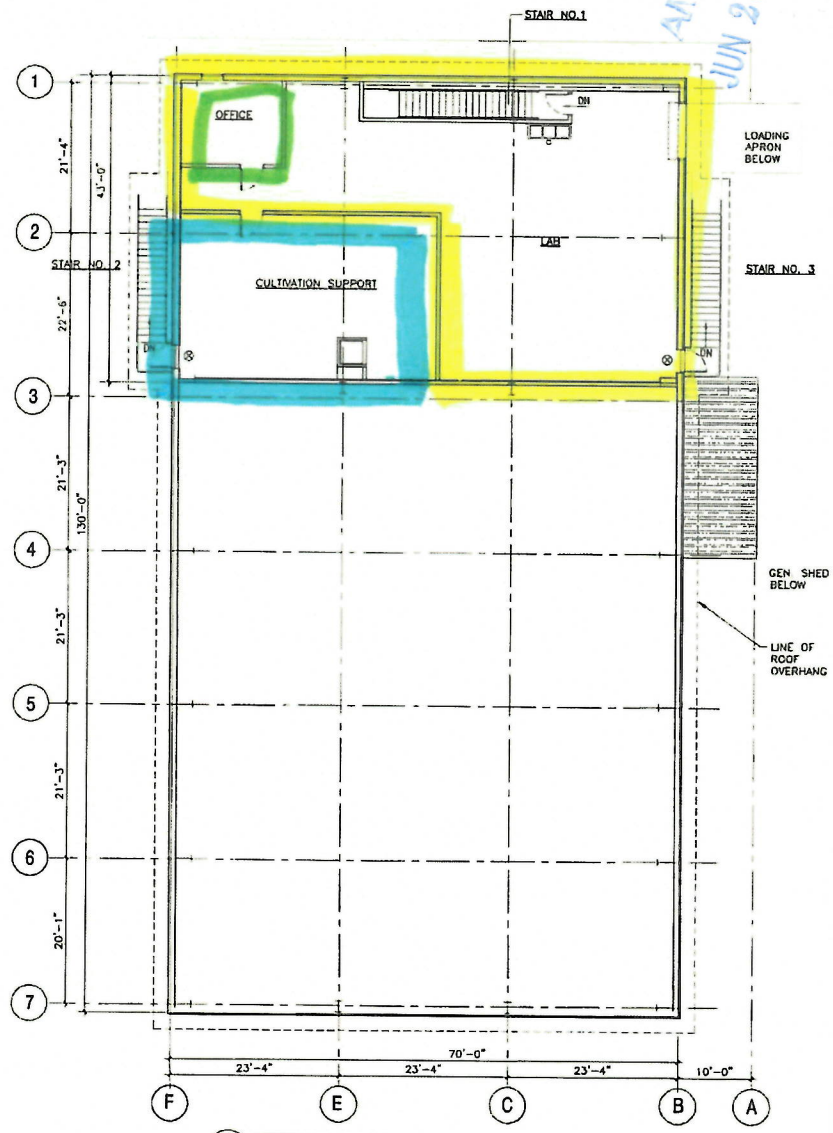

2 MEZZANINE PLAN
1/8"=1'-0"

5/19/2021
6/28/2022

James bohannon architect

COLD CREEK EXTRACTS
12642 WESTEN DRIVE
HOUSTON, ALASKA

REVISIONS

JOB NO. 2023
DATE AUG 2, 2021
DRAWN JHB
REVIEWED JHB

FLOOR PLANS

SHEET NO.
A2-SUPL

Lic # 15594