Alcohol and Marijuana Control Office
550 W 7th Avenue, Suite 1600
Anchorage, AK 99501
marijuana.licensing@alaska.gov
https://www.commerce.alaska.gov/web/amco
Phone: 907.269.0350

Alaska Marijuana Control Board

Form MJ-02: Premises Diagram

Why is this form needed?

A detailed diagram of the proposed licensed premises is required for all marijuana establishment license applications, per 3 AAC 306.020(b)(8). **All areas designated as the licensed premises of a single license must be contiguous. All diagrams must have the licensed premises area labeled, and outlined or shaded as appropriate.**

What must be submitted with this form?

Applicants must attach multiple diagrams to this form, including (as applicable):

- **Diagram 1:**
  A diagram showing only the licensed premises areas that will be ready to be **operational at the time of your preliminary inspection** and license issuance;

- **Diagram 2:**
  If different than Diagram 1, a diagram outlining **all areas for which the licensee has legal right of possession** (a valid lease or deed), and clearly showing those areas' relationship to the current proposed licensed premises *(details of any planned expansion areas do not need to be included; a complete copy of Form MJ-14: Licensed Premises Diagram Change must be submitted and approved before any planned expansion area may be added to the licensed premises);*

- **Diagram 3:**
  A **site plan or as-built of the entire lot**, showing all structures on the property and clearly indicating which area(s) will be part of the licensed premises;

- **Diagram 4:**
  An **aerial photo of the entire lot and surrounding lots**, showing a view of the entire property and surrounding properties, and clearly indicating which area(s) will be part of the licensed premises *(this can be obtained from sources like Google Earth)*; and

- **Diagram 5:**
  A diagram of the **entire building in which the licensed premises is located**, clearly distinguishing the licensed premises from unlicensed areas and/or premises of other licenses within the building. If your proposed licensed premises is located within a building or building complex that contains multiple business and/or tenants, please provide the addresses and/or suite numbers of the other businesses and/or tenants *(a separate diagram is not required for an establishment that is designating the entire building as a single licensed premises).*

This form, and all necessary diagrams that meet the requirements on Page 2 of this form, must be completed and submitted to AMCO's Anchorage office before any new or transfer license application will be considered complete.

Section 1 – Establishment Information

Enter information for the business seeking to be licensed, as identified on the license application.

Licensee:	Baltazar Holdings, LLC	**MJ License #:**	35490		
License Type:	Retail Marijuana Store				
Doing Business As:	Sensimilla				
Premises Address:	1431 Muldoon Road				
City:	Anchorage	**State:**	Alaska	**ZIP:**	99504

Form MJ-02: Premises Diagram

Section 2 – Required Information

For your security, do not include locations of security cameras, motion detectors, panic buttons, and other security devices.
Items marked with a double asterisks (**) are only required for those retail marijuana establishments that are also applying for an onsite consumption endorsement.

The following details must be included in all diagrams:

- ☑ **License number and DBA**
- ☑ **Legend or key**
- ☑ **Color coding**
- ☑ **Licensed Premises Area Labeled and Shaded, or Outlined as appropriate**
- ☑ **Dimensions**
- ☑ **Labels**
- ☑ **True north arrow**

The following additional details must be included in Diagram 1:

- ☑ **Surveillance room**
- ☑ **Restricted access areas**
- ☑ **Storage areas**
- ☑ **Entrances, exits, and windows**
- ☑ **Walls, partitions, and counters**
- ☑ **Any other areas that must be labeled for specific license or endorsement types**
- ☑ **** Serving area(s)**
- ☑ ****Employee monitoring area(s)**
- ☑ ****Ventilation exhaust points, if applicable**

The following additional details must be included in Diagram 2:

- ☑ **Areas of ingress and egress**
- ☑ **Entrances and exits**
- ☑ **Walls and partitions**

The following additional details must be included in Diagrams 3 and 4:

- ☑ **Areas of ingress and egress**
- ☑ **Cross streets and points of reference**

The following additional details must be included in Diagram 5:

- ☑ **Areas of ingress and egress**
- ☑ **Entrances and exits**
- ☑ **Walls and partitions**
- ☑ **Cross streets and points of reference**

Initial:

I hereby certify that I am the person herein named and subscribing to this application and that I have read the complete application, and I know the full content thereof. I declare that all of the information contained herein, and evidence or other documents submitted are true and correct. I understand that any falsification or misrepresentation of any item or response in this application, or any attachment, or documents to support this application, is sufficient grounds for denying or revoking a license/permit. I further understand that it is a Class A misdemeanor under Alaska Statute 11.56.210 to falsify an application and commit the crime of unsworn falsification.

Baltazar Arias
Printed name of licensee

B. Arias
Signature of licensee

Form MJ-02: Premises Diagram

Section 3 – Cultivation Applicants ONLY

Review the requirements under 3 AAC 306.420 and 3 AAC 306.430.

3.1. Describe the site of the space(s) the marijuana cultivation facility intends to be under cultivation, including dimensions and overall square footage. Provide your calculations below:

N/A

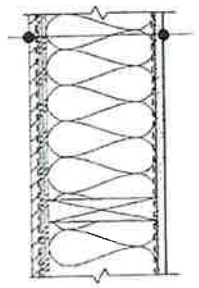

(LEFT TO RIGHT)
- 5/8" T1-11 SIDING W/ BATTENS
- AIR INFILTRATION RETARDER
- SHEATHING (SEE STRUCTURAL)
- 2x WOOD STUDS @ 16" OC W/ MIN R-21 BATT INSULATION
- 6-MIL VAPOR RETARDER
- 5/8" TYPE "X" GWB

WALL ASSEMBLY NOTES:
1. FOR ALL WALL TYPES, PRESSURE TREATED WOOD FRAMING MUST BE USED WHEN IN CONTACT WITH MASONRY OR CONCRETE
2. ALL FINISH MATERIALS TO COMPLY WITH IBC CHAPTER 8 AND IBC SECTION 1210 INCLUDING LOCAL AMENDMENTS

W1 - TYPICAL EXTERIOR WALL

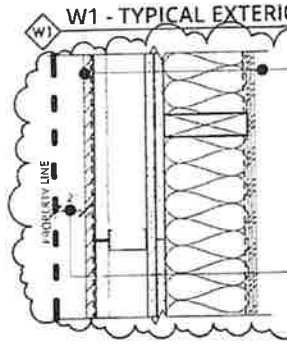

(LEFT TO RIGHT)
- 5/8" T1-11 SIDING (ABOVE ADJACENT PARAPET)
- AIR INFILTRATION RETARDER (ABOVE ADJACENT PARAPET)
- 2 1/2" CT STUDS @ 24" OC W/ 1" SHAFTLINER
- 2 LAYERS EXTERIOR 5/8" TYPE "X" GWB
- STRUCTURAL STUDS W/ MIN R-21 BATT INSULATION
- 6-MIL VAPOR RETARDER
- STRUCTURAL SHEATHING

NOTE: INSTALL PER UL #U428 / GA WP-7051

VERIFY DISTANCE WITH STRUCTURAL DRIFT CALCULATIONS

W2 - EXTERIOR 2-HOUR RATED WALL

NOTE: INSTALL MOISTURE RESISTENT GWB @ INTERIORS OF RESTROOMS

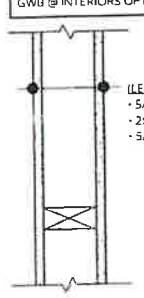

(LEFT TO RIGHT)
- 5/8" TYPE "X" GWB
- 2x4 WOOD STUDS @ 16" OC
- 5/8" TYPE "X" GWB

W3 - INTERIOR WALL

W4 - W3 WITH 2x6 STUDS

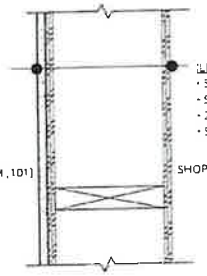

(LEFT TO RIGHT)
- 5/8" TYPE "X" GWB
- STRUCTURAL SHEATHING
- 2x WOOD STUDS @ 16" OC
- STRUCTURAL SHEATHING

SHOWROOM [101] | SHOP [104]

W5 - INTERIOR SHEARWALL

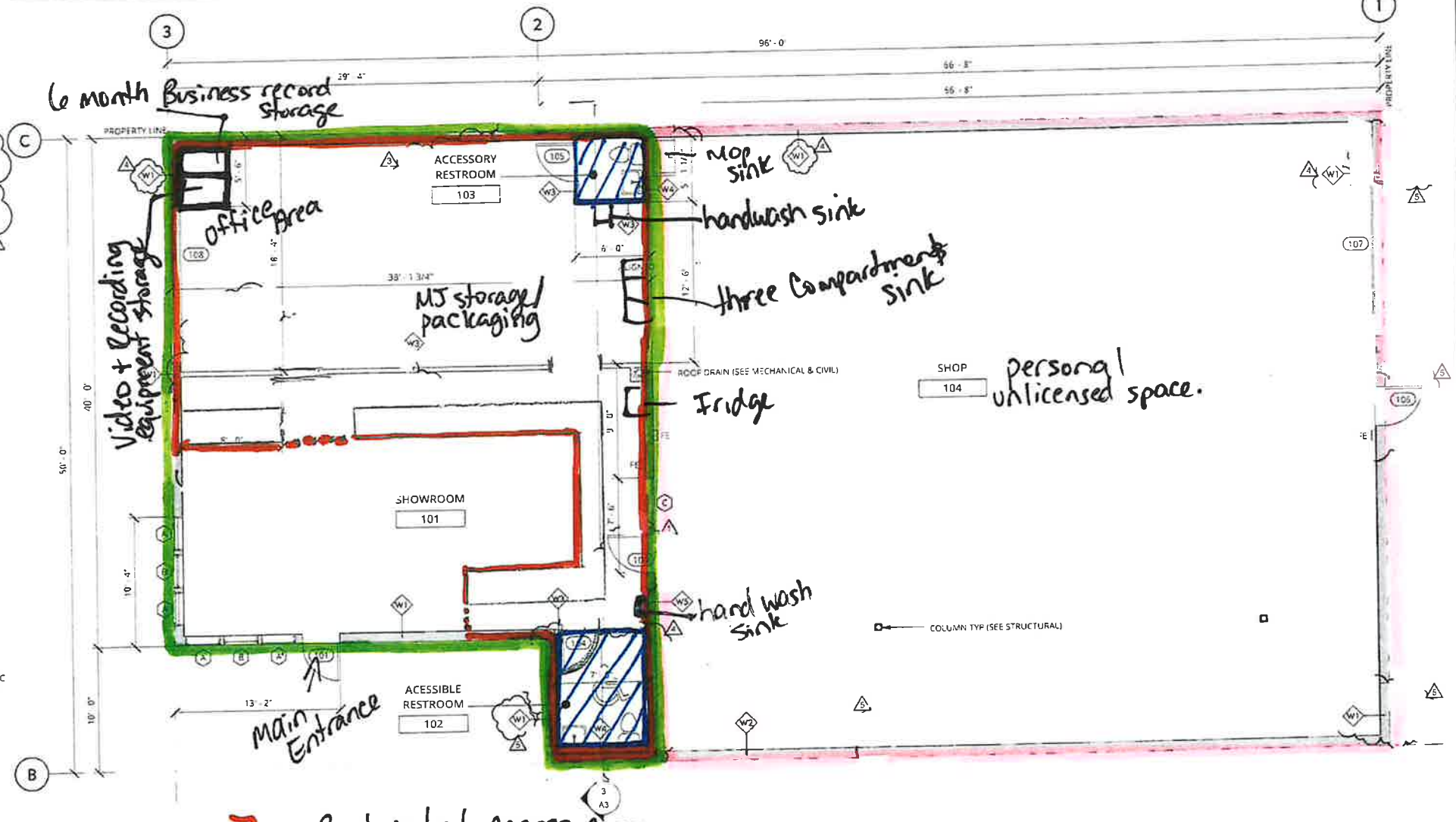

1 A1 FLOOR PLAN — 3/16" = 1'-0"

D - Restricted Access Area

- Proposed Licensed premises

- personal unlicensed space

- Non-Restricted Restrooms

- Restricted Access Rope/chain/hinged counter

NOTE: ALL DIMENSIONS TO FACE OF WALL/F XTURE OR CENTER LINE OF FIXTURE

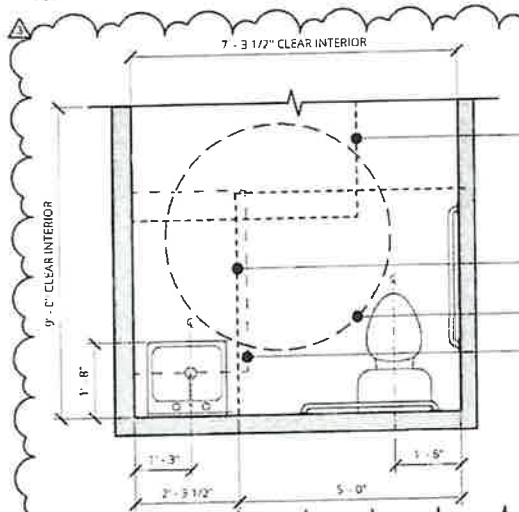

2 A1 ACCESSIBLE RESTROOM PLAN — 1/2" = 1'-0"

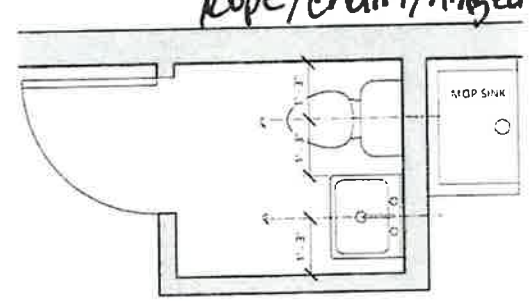

3 A1 ACCESSORY RESTROOM PLAN — 1/2" = 1'-0"

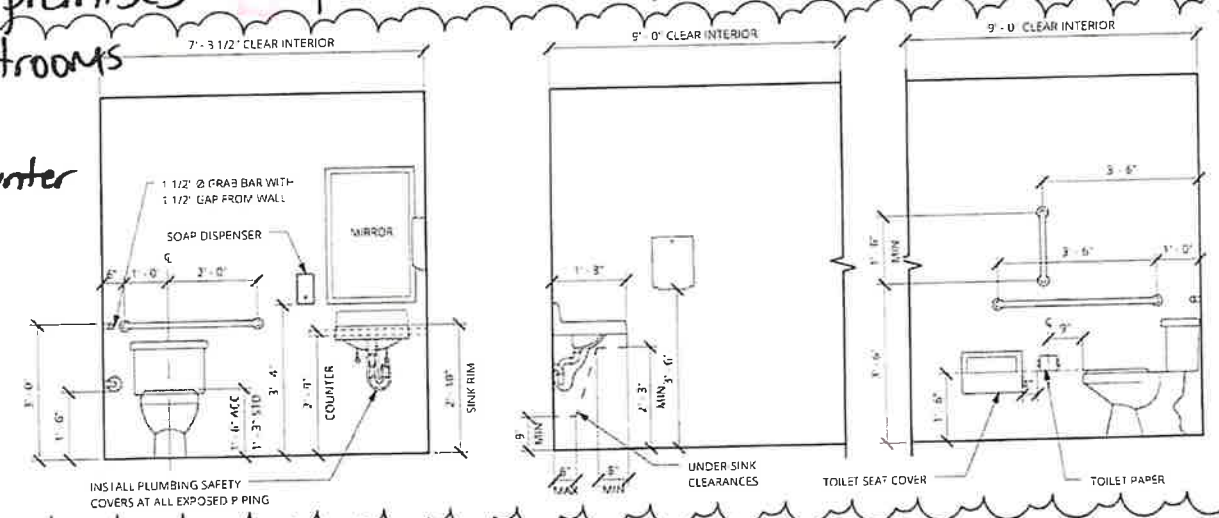

4 A1 RESTROOM ELEVATIONS — 1/2" = 1'-0"

CONSTRUCTION DRAWINGS

STATE OF ALASKA 49TH — 10-24-17 — Ryan E Wooldridge No. 8478

ONE INCH (1")

NO	DATE	BY	
5	10/24/17	RW	REVISED RATED WALL
4	10/25/17	RW	CONSTRUCTION CLARIFICATION
3	09/13/17	RW	CONSTRUCTION MODIFICATIONS
1	06/06/17	RW	MOA REVIEW RESPONSE

REVISION

10/24/2017 1:46:31 PM

250 H Street
Anchorage, AK 99501
P: (907) 243 4885
F: (907) 243 5629
WWW.LCGAK.com

LCG Lantech Inc
architecture · engineering · surveying

BALTAZAR ARIAS

Sensimilla License #35490 Diagrams 1 of 5

FLOOR PLAN • RESTROOM DETAILS • WALL TYPES

R:\1100-1149\1125.02 Balthazar Tinc Shop North\ Architecture\1125.02 Balthazar Tinc Shop North.rvt

ONE INCH (1")

SHEET SIZE:	34x22
DESIGNED BY:	RW
DRAWN BY:	RW
CHECKED BY:	RW
DATE:	05/05/17
FILE NO:	1125.02

SHEET NUMBER

A1 OF 4

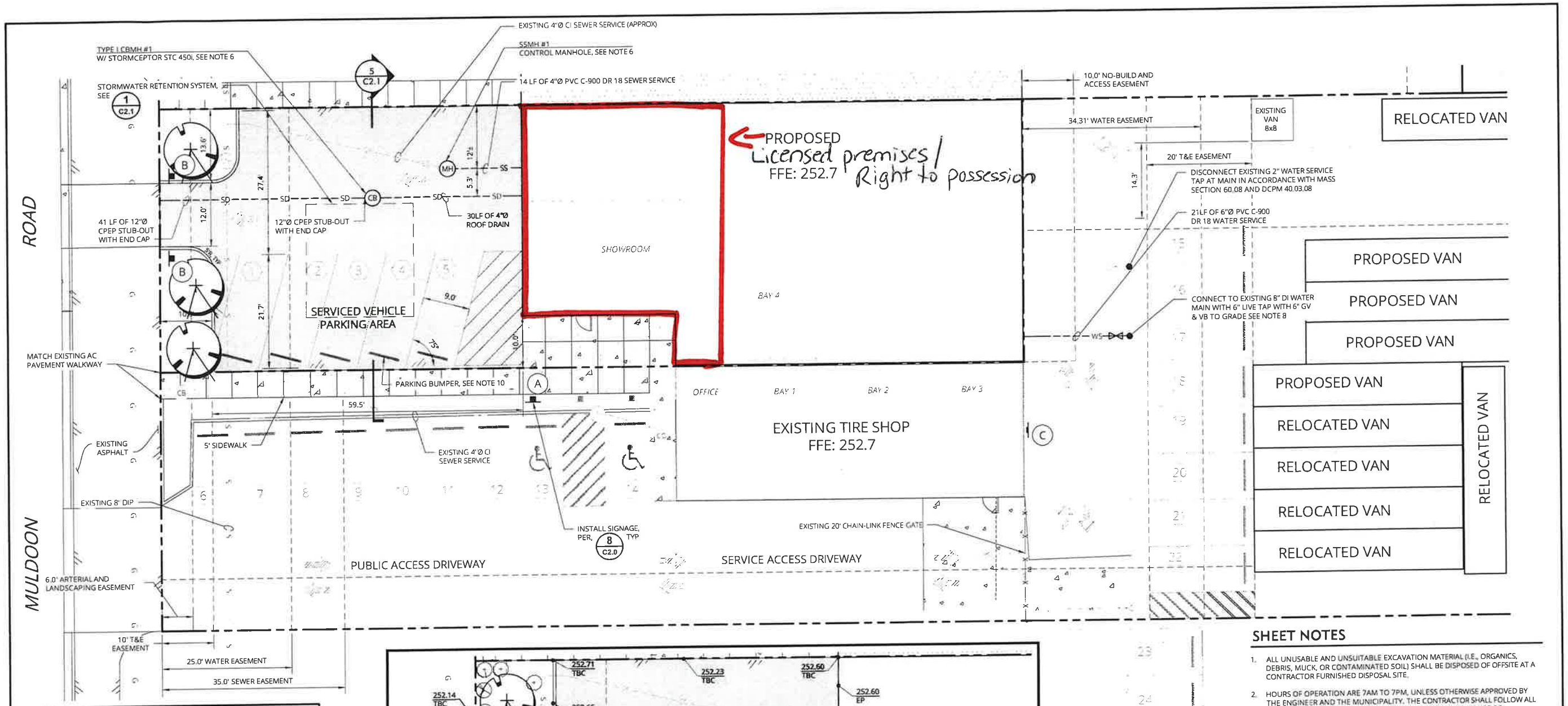

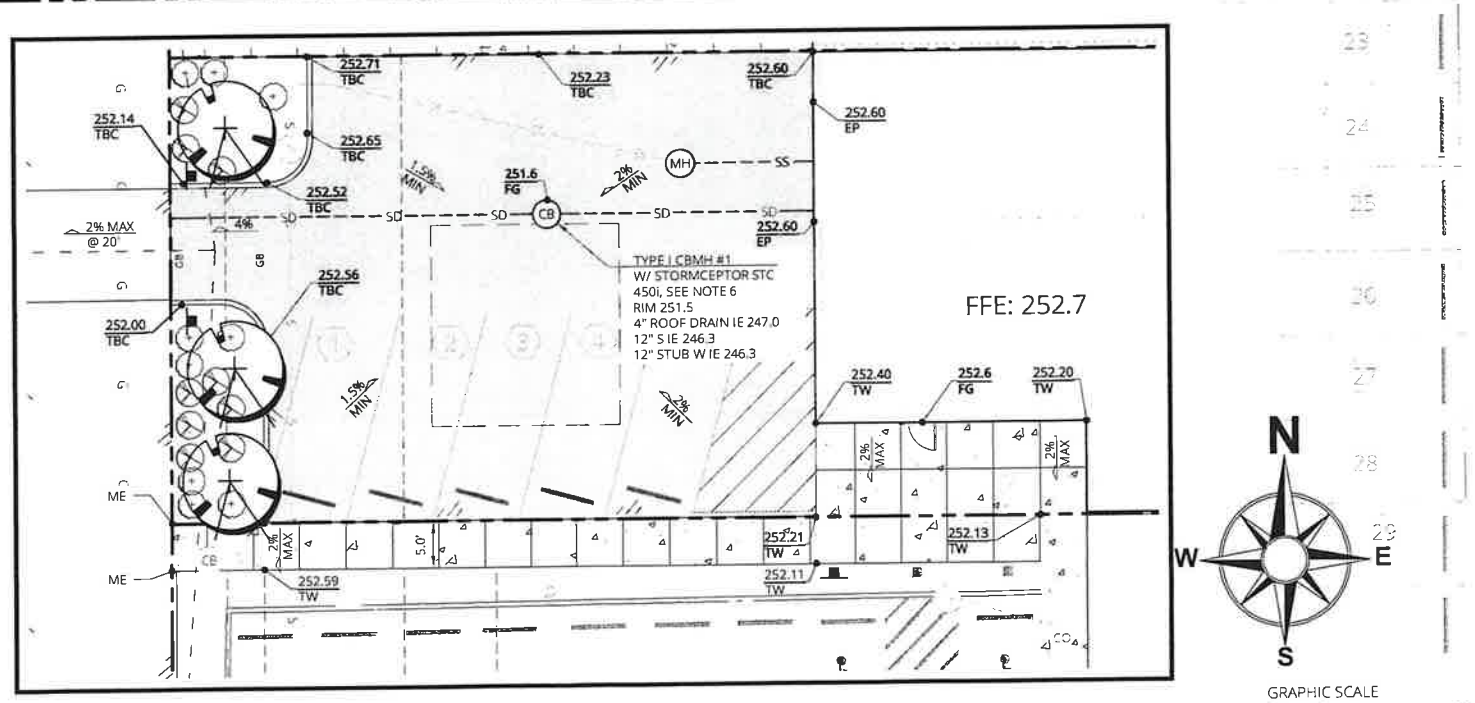

PARKING CALCULATION

BALTAZAR TIRE SHOP		
1431 MULDOON ROAD (NEW ADDITION)		
SHOP BAYS (4 SPACES PER BAY)	1 BAYS x 4 =	4
SHOWROOM	800 SQFT / 400 =	2
INDOOR STORAGE	1000 SQFT / 1000 =	1
1435 MULDOON ROAD		
OFFICE SPACE	400 SQFT / 400 =	1
MOBILE STORAGE	9,000 SQFT / 1000 =	9
SHOP BAYS (4 SPACES PER BAY)	3 BAYS x 4 =	12
TOTAL SPACES REQUIRED (INCLUDING 2 ACCESSIBLE SPACE)		29
TOTAL SPACES PROVIDED (INCLUDING 2 ACCESSIBLE SPACE)		29

RECORD DRAWING CERTIFICATE

BALTAZAR ARIAS
CONTRACTOR:

CURTIS SMITH
DRAFTED BY:

08/12/19
DATE:

STATE OF ALASKA 49TH DAVID R. COOLIDGE CE-8474 08/12/19 REGISTERED PROFESSIONAL ENGINEER

THESE DRAWINGS REFLECT RECORDED INFORMATION OBTAINED DURING CONSTRUCTION.

INFORMATION PROVIDED HEREIN IS ACCURATE TO THE BEST OF MY KNOWLEDGE AND SHOULD BE FIELD-VERIFIED PRIOR TO USE FOR DESIGN OR CONSTRUCTION PURPOSES.

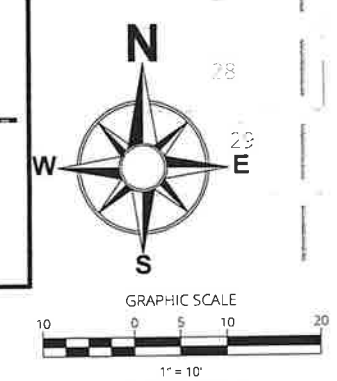

SHEET NOTES

1. ALL UNUSABLE AND UNSUITABLE EXCAVATION MATERIAL (I.E., ORGANICS, DEBRIS, MUCK, OR CONTAMINATED SOIL) SHALL BE DISPOSED OF OFFSITE AT A CONTRACTOR FURNISHED DISPOSAL SITE.
2. HOURS OF OPERATION ARE 7AM TO 7PM, UNLESS OTHERWISE APPROVED BY THE ENGINEER AND THE MUNICIPALITY. THE CONTRACTOR SHALL FOLLOW ALL MUNICIPALITY OF ANCHORAGE REGULATIONS FOR NOISE, HOURS OF OPERATIONS AND DUST CONTROL.
3. CONTRACTOR SHALL EXERCISE CAUTION DURING EXCAVATION OVER BURIED GAS MAIN. CONTACT ENSTAR FOR UTILITY LOCATES.
4. DEPTH AND LIMITS OF EXCAVATION BELOW BUILDING SHALL BE APPROVED BY ENGINEER PRIOR TO BACKFILL. EXCAVATION, SUBGRADE PREPARATION AND BACKFILL SHALL BE IN ACCORDANCE WITH THE STRUCTURAL DRAWINGS.
5. ALL SNOW DISPOSAL SHALL BE HAULED TO AN APPROVED SNOW DISPOSAL SITE.
6. CATCH BASIN MANHOLES SHALL BE TYPE I WITH STORM DRAIN TOP INTAKE COVER PER MASS DETAILS 55-4 AND 55-8. SEWER CONTROL MANHOLE SHALL BE TYPE A PER MASS DETAIL 50-01.
7. CONSTRUCT WATER SERVICE PER MASS DETAIL 60-18.
8. CONTRACTOR SHALL COORDINATE WITH AWWU FOR LIVE TAP A MINIMUM OF 72 HOURS IN ADVANCE. OBTAIN SERVICE CONNECT PERMIT FROM AWWU PERMIT OFFICE.
9. DISCONNECT EXISTING WATER SERVICE AND APPURTENANCES IN ACCORDANCE WITH MASS SECTION 60.08.
10. CONCRETE PARKING BUMPERS SHALL BE FURNISHED AND INSTALLED IN ACCORDANCE WITH MASS SECTION 30.09. ACCESSIBLE SPACE CONCRETE BUMPER SHALL BE PAINTED BLUE.
11. PAVEMENT MARKINGS FOR PARKING STALLS SHALL BE IN ACCORDANCE WITH MUTCD 2009 SECTION 3B.19 AND AMC 21.07.090 J10. PARKING STALLS SHALL BE STRIPED 4" WIDE WITH WHITE PAINT. PROVIDE THE "INTERNATIONAL SYMBOL ACCESSIBILITY PARKING SPACE MARKING" FOR ADA PARKING STALLS INSIDE THE WHITE MARKINGS. PROVIDE BLUE MARKINGS FOR THE VAN ACCESSIBLE AISLES.
12. FURNISH AND INSTALL GATES IN ACCORDANCE WITH MASS SECTION 70.18. PROVIDE KEY BOX.

BEFORE YOU DIG CALL FOR FREE UNDERGROUND LOCATION

Locate Call Center of Alaska "Alaska Dig Line"
Statewide 1(800)478-3121
www.locatecallcenter.com
Utilities must be contacted previously

1 C1.1 SITE AND GRADING PLAN

ONE INCH (1")

NO	DATE	BY	REVISION
1	08/12/19	DC	RECORD DRAWING

250 H Street
Anchorage, AK 99501
P: (907) 243-8985
F: (907) 243-5629
W: LCGAK.com
LCG Lantech Inc
architecture · engineering · surveying

BALTAZAR ARIAS

Sensimilla License# 35490 Diagram 3

SITE AND GRADING PLAN

SHEET SIZE:	34X22
DESIGNED BY:	ABO
DRAWN BY:	ABO
CHECKED BY:	DC
DATE:	10/16/18
FILE NO.	1125.02
SHEET NUMBER	
C1.1 OF	5

ONE INCH (1")

Plotted By: Curtis
Date/Time: 8/12/2019 11:34 AM
Layout: C1.1
Filename: P:\1100-1149\1125.02 Baltazar Tire Shop North_Civil\DWG\1125.02 DSI Baltazar_Tire_Record.dwg


South Fork Che
Creekview Plaza 49
Muldoon Rd
E 14th Ave
E 14th Ave
Dr
Deanna Wiggins
Anchorage Tire Wholesaler
Tire shop
Liquid Moment Detailing
Muldoon Rd
American Legion Post 29
Stone Ln
Caffé D'arte Alaska
Gregorin Dental
Northrim Bank
Richard Gregorin
proposed
Licensed premises
Sensimilla License # 35490
Diagram 4
de Center Drive
Creekside Center Drive
E 16th Ave
E16