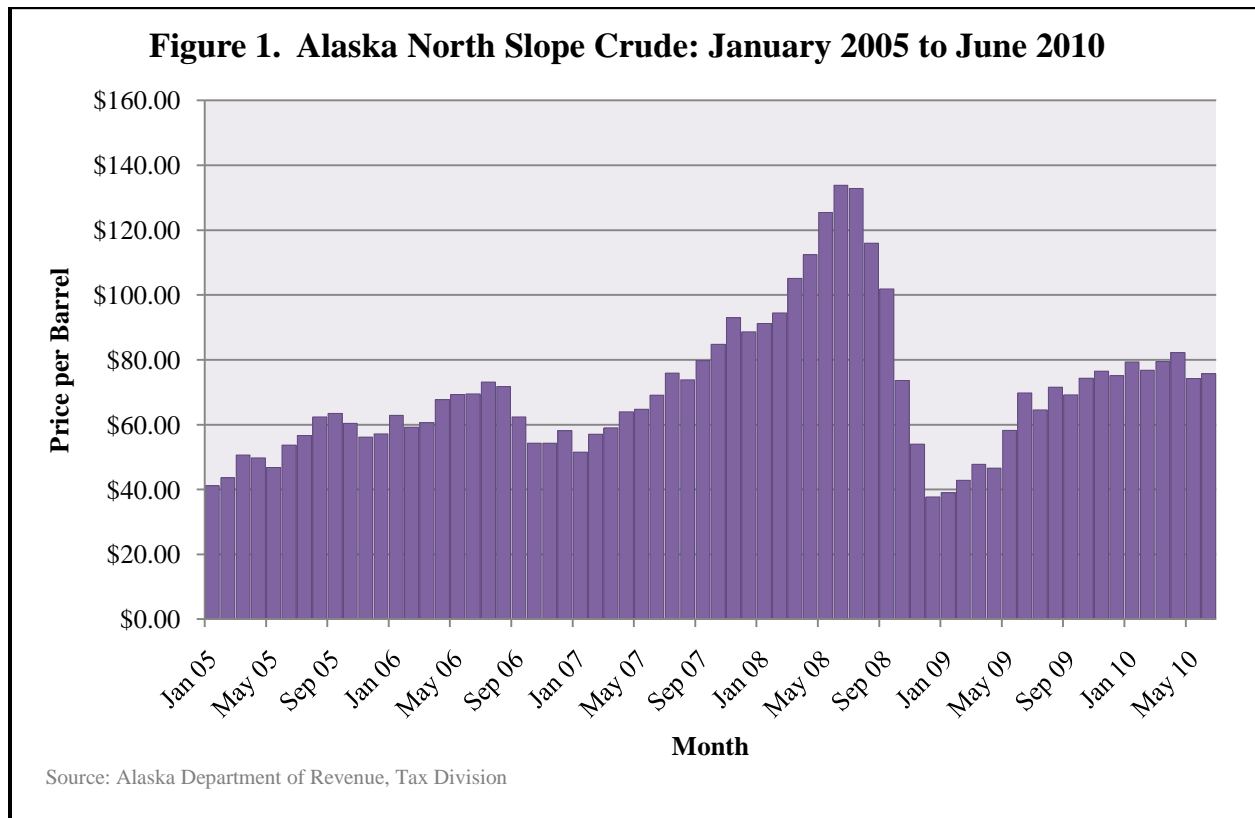




**DIVISION OF COMMUNITY AND REGIONAL AFFAIRS
REPORT TO THE DIRECTOR**

**CURRENT COMMUNITY CONDITIONS:
FUEL PRICES ACROSS ALASKA
JUNE 2010 UPDATE**

INTRODUCTION



In December 2008, the price of Alaska North Slope (ANS) crude dropped to \$37.70, its lowest price since June 2004. Since then, oil prices have mostly risen; the price of ANS crude in June 2010 was \$75.66. Although higher than the price in December 2008, this was still markedly lower than the price in June 2008, when ANS crude oil reached a record average monthly price of \$133.78 per barrel (Figure 1). During the first half of 2010, the average monthly crude prices fluctuated between \$74.23 and \$82.23.

The national average price of gasoline peaked at \$4.05 per gallon in mid-July 2008 and dropped to \$1.59 per gallon by the end of December 2008. In early June 2009, the price rose to \$2.50 per gallon and has remained mostly level since that time, varying from a low of \$2.40 in October 2009 to a high of \$2.87 in May 2010.

National average heating fuel prices are only tracked from October to March. Those prices peaked at an all-time high of \$3.85 per gallon in March 2008. However, by December 2008, the prices had fallen to \$2.33, similar to the average heating fuel prices in 2006 and 2007 before prices spiked.¹ Prices remained at that level from January to March of 2009. However, from October 2009 to March 2010, heating oil prices rose and were \$2.92 per gallon when tracking ended for the winter.

In June 2010, the Division of Community and Regional Affairs (DCRA) repeated a statewide survey of retail heating fuel and gasoline prices in a cross-section of 99 select Alaska communities, first initiated during 2005 (*Community Conditions: Fuel Prices Across Alaska*). This report, *Current Community Conditions: Fuel Prices Across Alaska, June 2010 Update*, summarizes fuel survey findings, discusses changes in fuel prices during the recent past, lists fuel prices in each community on the date of contact, and provides a current and historical perspective on fluctuating fuel prices.

METHODOLOGY

The DCRA Research and Analysis Section and Local Government Assistance Section developed a survey and selected a community sample during 2005. Communities were strategically selected to represent differing socioeconomic conditions in rural Alaska regions, including the Interior, Gulf Coast, Northern, Northwest, Southeast, Southwest, and Western Regions (see Figure 2). Selected communities had also generally been recipients of an Alaska Energy Authority bulk fuel project.

To accurately and consistently track longitudinal changes in fuel prices, the 2005 survey and community sample were used to collect 2006, 2007, 2008, 2009, and 2010 fuel information – the communities and core questionnaire items have remained the same since 2005; however, in June 2010, one community (Nunapitchuk) was removed from the survey.

DCRA Research and Analysis staff conducted the survey between June 21 and June 25, 2010. In total, local fuel retailers serving 99 communities were contacted (via telephone) and asked to provide current per gallon prices on heating fuel (#1) and gasoline (Figure 2). All fuel price quotes reflect prices at the vendors' pump stations. Survey results are one-time measurements

¹ Source: United States Department of Energy, Energy Information Administration. Note: Heating fuel prices are only recorded from October to March. Gasoline prices are recorded year-round.

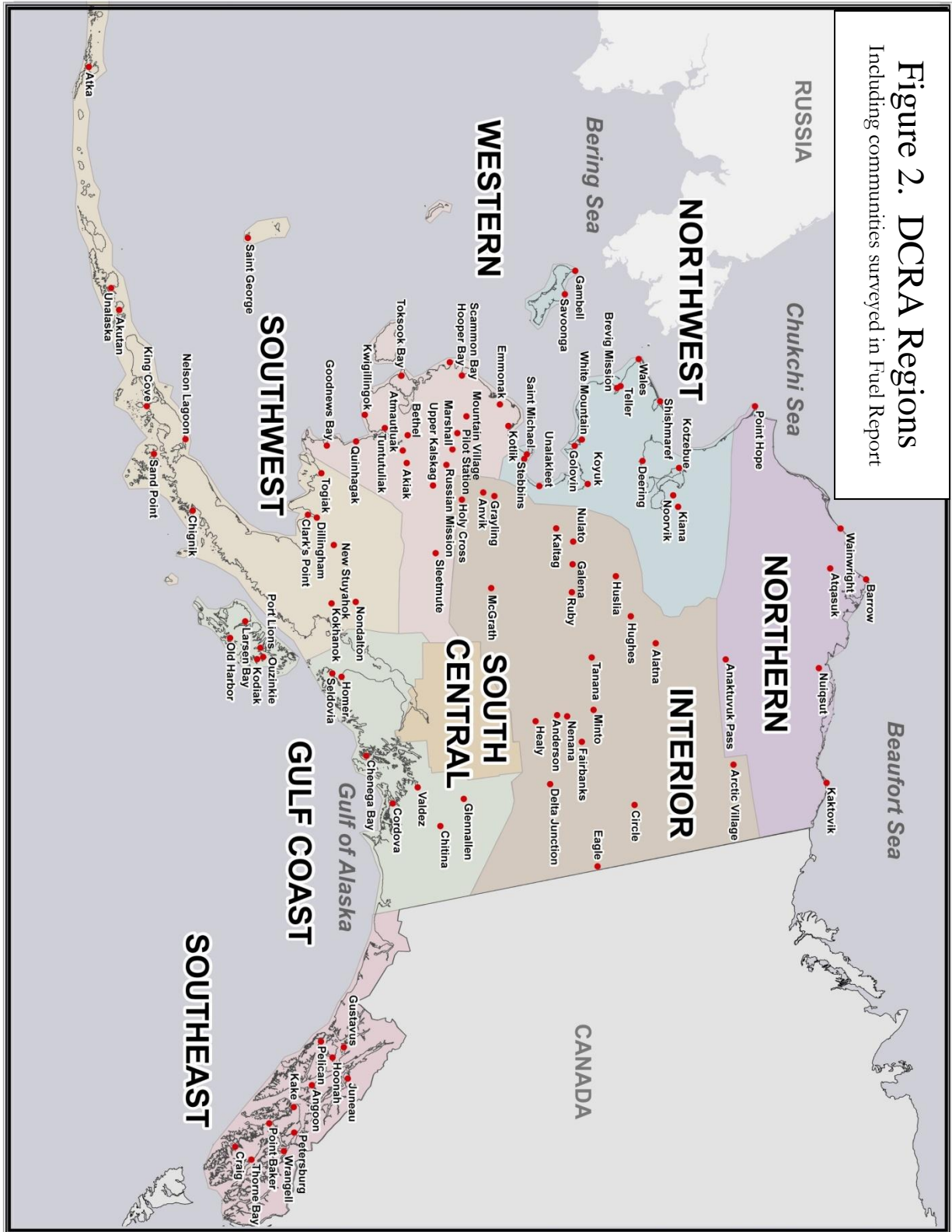


Figure 2. D CRA Regions
 Including communities surveyed in Fuel Report

and representative of retail fuel prices on the particular day of contact. Heating fuel and gasoline prices may have changed between the time of contact and the publication of this report.

CURRENT FUEL PRICES ACROSS ALASKA

Table 1. June 2010: Heating Fuel #1 Prices per Gallons across Alaska

	Gulf Coast	Interior	Northern	Northwest	Southeast	Southwest	Western
High	\$5.89	\$11.00	\$2.02	\$9.80	\$4.50	\$6.80	\$6.56
Low	\$2.87	\$2.99	\$1.40	\$3.56	\$2.97	\$2.87	\$4.11
Average	\$3.93	\$5.02	\$1.62	\$5.84	\$3.67	\$4.84	\$5.14

Average heating fuel prices per gallon vary by region (Table 1). Alaskan communities in the Northwest Region reported the highest average heating fuel retail price at \$5.84 per gallon, while Northern communities reported the lowest average retail price at \$1.62 per gallon. The North Slope Borough subsidizes residential heating fuel costs in five of its seven communities. Excluding the Northern region, Southeast communities experienced the lowest heating fuel prices that averaged \$3.67 per gallon. This is because of its relatively short distance to fuel distribution centers and year-round marine access, which is also true for communities in the Gulf Coast Region. Although the Southwest Region has year-round marine access, its greater distance from distribution centers causes higher prices. In other parts of the state, many rural communities are located off the road system and have limited waterway transportation. Such isolation contributes to higher fuel costs. In the Northern, Northwest, and Western Regions, most communities depend on a few bulk fuel barge deliveries per year. Sometimes, fuel must be flown into the community.

Table 2. June 2010: Northern Region Heating Fuel (#1) and Gasoline Retail Prices

Community	Community Retailer	Heating Fuel Retail Price		Gasoline Retail Price
		Residential	Commercial	
Anaktuvuk Pass	Nunamiut Corporation	\$1.55	\$9.25	\$8.10
Atqasuk	Atqasuk Corporation	\$1.40	\$4.10	\$4.10
Barrow	BUEC, Inc	Natural Gas	Natural Gas	\$4.75
Kaktovik	Kaktovik Inupiat Corporation	\$2.02	\$7.02	\$4.04
Nuiqsut	Kuukpiik Corporation	Natural Gas	Natural Gas	\$4.65
Point Hope	Tigara Corporation	\$1.64	\$6.35	\$4.83
Wainwright	Olgoonik Corporation	\$1.50	\$5.39	\$4.96

Of noteworthy importance, the North Slope Borough (Northern Region) has village corporations that distribute fuel to residents throughout the Northern Region and, within the community, charge only a delivery fee on a per gallon basis. The North Slope Borough does not subsidize heating fuel for commercial use. Consequently, the retail price of heating fuel for commercial entities is significantly higher than for residences (Table 2). Two Northern Region communities, Barrow and Nuiqsut, heat with natural gas. Nuiqsut just recently completed its conversion to natural gas. A new pipeline transports natural gas from the Alpine Oil Field on the North Slope to the community.

To accurately summarize statewide heating fuel prices, it is appropriate to exclude Northern Region communities because of the North Slope Borough subsidy for residential use heating fuel and natural gas connections. On average, excluding the seven Northern communities, heating fuel retailed for \$4.83 per gallon across the remaining 91 surveyed Alaska communities. The Arctic Village Traditional Council in Arctic Village (Interior Region) reported the highest heating fuel retail price at \$11.00 per gallon (see Appendix 1). In contrast, Homer Run Oil in Homer (Gulf Coast Region) and the City of Akutan (Southwest Region) both reported the lowest heating fuel retail price at \$2.87 per gallon.

Table 3. June 2010: Gasoline Prices per Gallon across Alaska

	Gulf Coast	Interior	Northern	Northwest	Southeast	Southwest	Western
High	\$5.76	\$10.00	\$8.10	\$8.00	\$4.68	\$7.25	\$6.90
Low	\$3.36	\$3.28	\$4.04	\$4.13	\$3.25	\$3.48	\$4.60
Average	\$4.13	\$5.31	\$5.06	\$5.51	\$3.95	\$5.23	\$5.67

As Table 3 illustrates, average gasoline prices per gallon varied across Alaska by region. Communities in the Western Region reported the highest average gasoline retail price at \$5.67 per gallon, while Southeast Region communities reported the lowest average retail price at \$3.95 per gallon. Statewide retail prices indicated significant variation in gasoline retail price. Specifically, the Arctic Village Traditional Council in Arctic Village (Interior Region) reported the highest gasoline prices at \$10.00 per gallon. Fred Meyer Fuel in Juneau (Southeast Region) reported the lowest gasoline retail price at \$3.25 per gallon. On average, gasoline retailed for \$5.10 per gallon across the 97 surveyed Alaska communities.

In the Gulf Coast and Interior Regions, some communities lie on the road system, and others do not. This causes prices to differ between the two groups (Table 4). This contrast is stronger in the Interior, where the average prices for heating oil and gasoline for communities off the road system were more than \$2.00 higher than the average prices for communities on the road system. In the Gulf Region, where many of the communities can be served year-round by road or barge, the average price was \$0.69 (gasoline) higher and \$1.02 higher (heating fuel) for communities off the road system than the average price for communities on the road system.

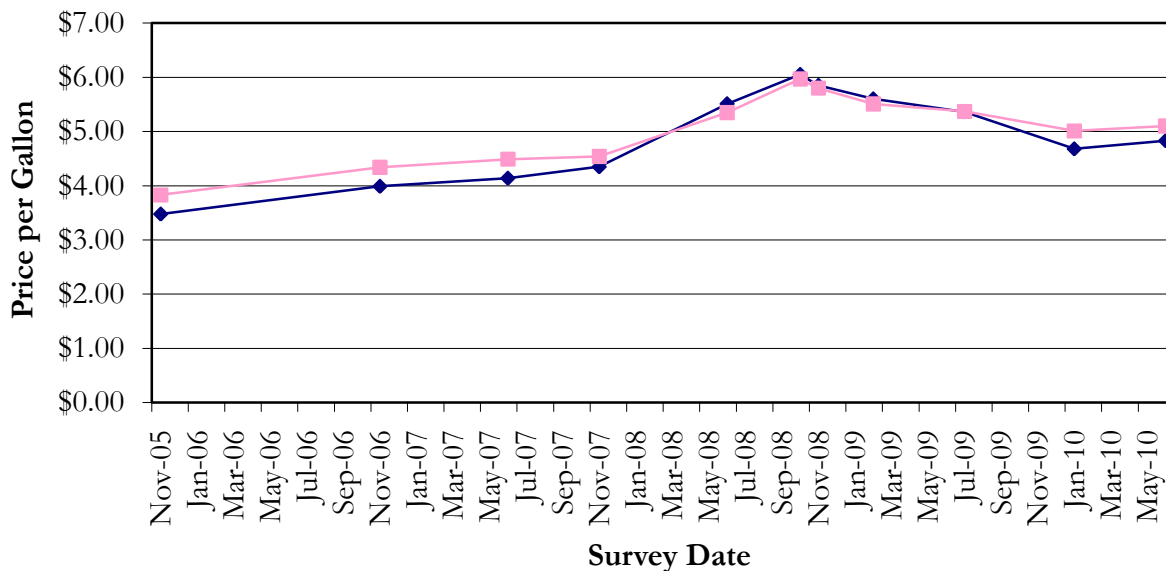
Table 4. June 2010: On the Road System and Off the Road System: Prices in the Gulf Coast and Interior Regions

Gulf Coast	On Road System	Off Road System	Interior	On Road System	Off Road System
Heating Fuel:			Heating Fuel:		
High	\$3.80	\$5.79	High	\$3.90	\$11.00
Low	\$2.87	\$3.25	Low	\$2.99	\$4.25
Average	\$3.20	\$4.22	Average	\$3.43	\$5.87
Gasoline:			Gasoline:		
High	\$3.82	\$5.76	High	\$4.60	\$10.00
Low	\$3.69	\$3.36	Low	\$3.28	\$4.60
Average	\$3.72	\$4.41	Average	\$3.93	\$6.16

CHANGE IN FUEL PRICES ACROSS ALASKA

Alaskan fuel prices have begun to increase (Figure 3). Excluding Northern communities, the statewide average per gallon heating fuel price rose from \$4.68 in January 2010 to \$4.85 in June 2010. This \$0.17 per gallon price change represented a 4% increase in the statewide average heating fuel price per gallon. Prices in the Northwest (+8%), Southwest (+6%), Interior (+2%), Southeast (+2%), Western (+2%), and Gulf Coast (+1%) Regions increased from January 2010 to June 2010. Prices in the Northern Region (-10%) declined (Figure 4).

Figure 3. Trend in Average Alaska Fuel Price ◆ Heating Fuel ■ Gasoline



The statewide average gasoline price also increased from January 2010 to June 2010, rising from \$5.01 to \$5.10 per gallon (Figure 3). This \$0.09 per gallon average price increase represents a 2% increase in the statewide average price per gallon of gasoline. Prices in the Northern (-2%), Gulf Coast (-1%), and Northwest (-1%) Regions all decreased from January to June. Gasoline prices per gallon in the Southeast (+6%), Interior (+4%), Southwest (+4%), and Western (+2%) Regions all increased (Figure 5).

Figure 4. Heating Fuel Prices by Region

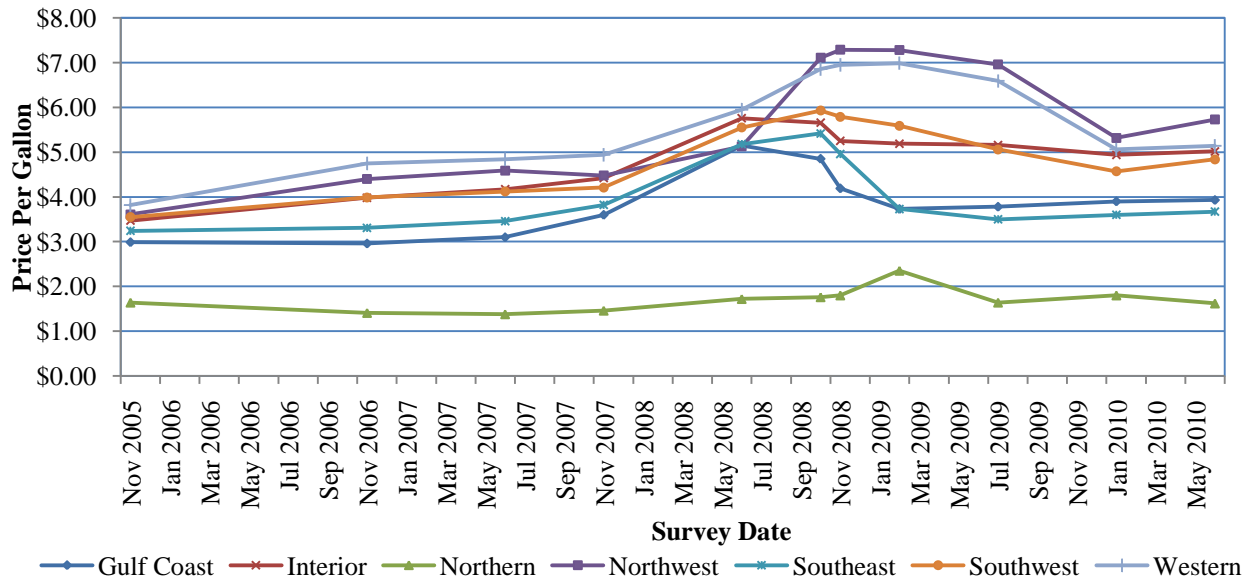
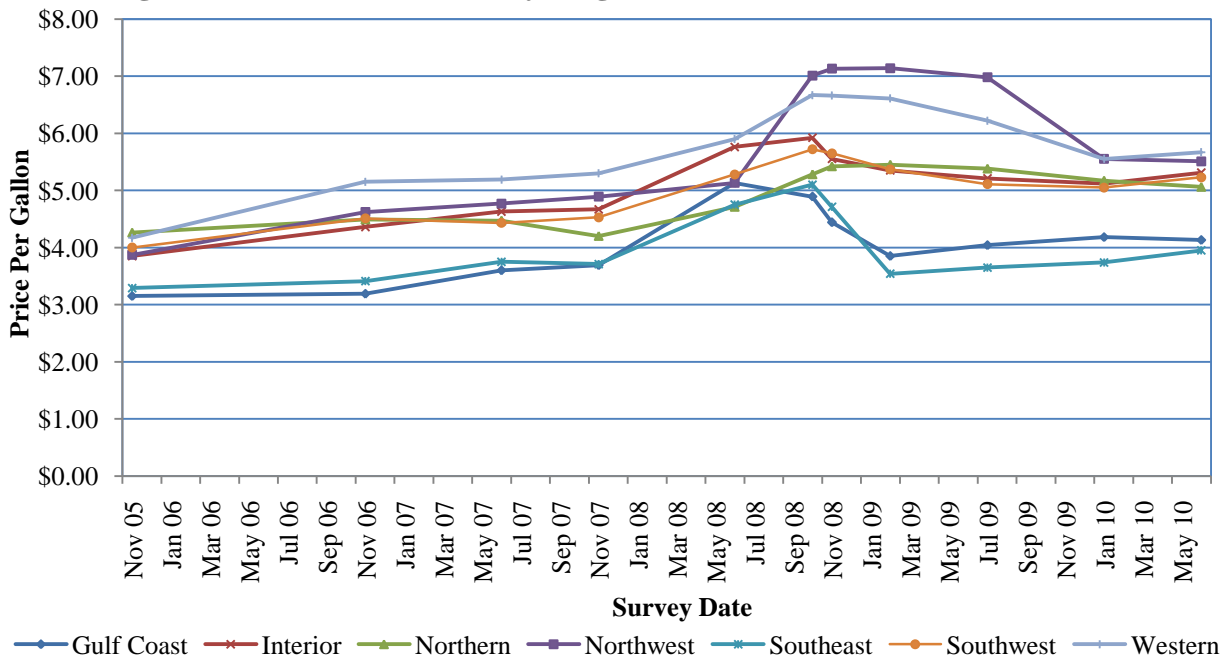


Figure 5. Gasoline Prices by Region



SUMMARY

During June 2010, current retail heating fuel (#1) and gasoline prices were collected from 99 select communities across Alaska. Heating fuel retail prices per gallon ranged from \$2.87 (Homer and Akutan) to \$11.00 (Arctic Village), and the statewide average price was \$4.85 per gallon. Gasoline retail prices per gallon ranged from \$3.25 (Juneau) to \$10.00 (Arctic Village), and the statewide average price was \$5.10. In general, average heating fuel and gasoline prices have continued to decline from a peak in the summer of 2008 but have increased 3% and 2%, respectively, since January 2010. Although this is a decrease from the costs of 2008, these costs are still significantly higher than when this survey began in 2005. Since November 2005, the statewide average cost of heating fuel has increased 39% from \$3.48, and the statewide average cost of gasoline has increased 33% from \$3.83.

These increased fuel and energy costs, combined with local governments struggling to provide basic local services and high unemployment rates and limited local economies, continue to present rural Alaskan communities and households with challenging circumstances.

Appendix: Community Heating Fuel and Gasoline June 2010

Community	Region	Community Retailer: (entity selling fuel)	Heating Fuel #1 06/2010 Retail: (selling price per gallon - \$\$)	Percent (%) +/- Statewide Heating Fuel Average (\$4.85*):	Percent +/- 01/2010 Retail: (selling price per gallon)	Gasoline 06/2010 Retail Price: (selling price per gallon - \$\$)	Percent (%) +/- Statewide Gasoline Average (\$5.10):	Percent +/- 01/2010 Retail: (selling price per gallon)
Chenega Bay	Gulf Coast	Chenega Bay Utility	\$5.79	20%	-4%	\$5.76	13%	-4%
Chitina ®	Gulf Coast	Chitina Services	\$3.36	-30%	-16%	\$3.69	-28%	-3%
Cordova	Gulf Coast	Hovers Mover	\$3.43	-29%	-2%	\$3.60	-29%	-7%
Glennallen ®	Gulf Coast	Crowley	\$3.36	-30%	5%	\$3.69	-28%	0%
Homer ®	Gulf Coast	Homer Run Oil	\$2.87	-41%	0%	\$3.71	-27%	6%
Kodiak	Gulf Coast	Petro Marine	\$3.25	-33%	1%	\$3.36	-34%	4%
Larsen Bay	Gulf Coast	City of Larsen Bay	\$4.66	-4%	-3%	\$4.99	-2%	-3%
Old Harbor	Gulf Coast	City of Old Harbor	\$4.83	0%	0%	N/A	N/A	N/A
Ouzinkie	Gulf Coast	Ouzinkie Native Corporation	\$3.46	-28%	-1%	N/A	N/A	N/A
Port Lions	Gulf Coast	Kizhuyak Oil Sales	\$4.12	-15%	2%	\$4.30	-16%	0%
Seldovia	Gulf Coast	Seldovia Fuel and Lube	\$4.18	-13%	11%	\$4.44	-13%	8%
Valdez ®	Gulf Coast	North Pacific	\$3.80	-21%	23%	\$3.80	-25%	7%
Alatna	Interior	Alatna Traditional Council	\$6.50	35%	0%	\$7.00	37%	0%

Community	Region	Community Retailer: (entity selling fuel)	Heating Fuel #1 06/2010 Retail: (selling price per gallon - \$\$)	Percent (%) +/- Statewide Heating Fuel Average (\$4.85*):	Percent +/- 01/2010 Retail: (selling price per gallon)	Gasoline 06/2010 Retail Price: (selling price per gallon - \$\$)	Percent (%) +/- Statewide Gasoline Average (\$5.10):	Percent +/- 01/2010 Retail: (selling price per gallon)
Anderson ®	Interior	Nenana Heating	\$3.60	-26%	5%	\$3.71	-27%	7%
Anvik	Interior	Deloyges, Inc.	\$4.50	-7%	0%	\$5.00	-2%	0%
Arctic Village	Interior	Arctic Village Traditional	\$11.00	128%	10%	\$10.00	96%	0%
Circle †®	Interior	HC Company Store	N/A	N/A	N/A	\$4.60	-10%	11%
Delta Junction ®	Interior	Delta Fuel	\$3.10	-36%	3%	\$3.57	-30%	-1%
Eagle ®	Interior	Telegraph Hill Services	\$3.75	-22%	-25%	\$4.50	-12%	-10%
Fairbanks ®	Interior	Alaska Petroleum	\$3.22	-33%	5%	\$3.49	-32%	50%
Galena	Interior	Crowley Marine Services	\$4.96	3%	0%	\$5.37	5%	0%
Grayling	Interior	HYL Grayling Fuel Company	\$4.75	-2%	0%	\$5.50	8%	0%
Healy ®	Interior	Fisher Fuel	\$2.99	-38%	-25%	\$3.28	-36%	-11%
Holy Cross	Interior	Holy Cross Oil Company	\$6.31	31%	0%	\$5.99	17%	0%
Hughes	Interior	Hughes City Council	\$8.55	77%	0%	\$7.50	47%	0%
Huslia	Interior	Huslia Gas & Oil	\$4.25	-12%	0%	\$5.00	-2%	0%
Kaltag	Interior	Kaltag Cooperative	\$4.75	-2%	6%	\$5.00	-2%	5%

Community	Region	Community Retailer: (entity selling fuel)	Heating Fuel #1 06/2010 Retail: (selling price per gallon - \$\$)	Percent (%) +/- Statewide Heating Fuel Average (\$4.85*):	Percent +/- 01/2010 Retail: (selling price per gallon)	Gasoline 06/2010 Retail Price: (selling price per gallon - \$\$)	Percent (%) +/- Statewide Gasoline Average (\$5.10):	Percent +/- 01/2010 Retail: (selling price per gallon)
McGrath	Interior	Crowley	\$6.30	30%	0%	\$8.48	66%	42%
Minto ®	Interior	North Fork Store	\$3.90	-19%	0%	\$4.55	-11%	-2%
Nenana ®	Interior	Nenana Heating	\$3.46	-28%	5%	\$3.71	-27%	3%
Nulato	Interior	City of Nulato	\$4.50	-7%	6%	\$4.75	-7%	0%
Ruby	Interior	Dineega Fuel Company	\$4.50	-7%	15%	\$4.60	-10%	0%
Tanana	Interior	Tanacon Fuel	\$5.50	14%	0%	\$5.83	14%	2%
Anaktuvuk Pass	Northern	Nunamiut Corporation	\$1.55	-68%	0%	\$8.10	59%	2%
Atkasuk	Northern	Atkasuk Corporation	\$1.40	-71%	0%	\$4.10	-20%	0%
Barrow	Northern	Eskimo Inc.	Natural Gas	N/A	N/A	\$4.75	-7%	12%
Kaktovik	Northern	Kaktovik Inupiat Corporation	\$2.02	-58%	-22%	\$4.04	-21%	1%
Nuiqsut	Northern	Kuukpik Corporation	Natural Gas	N/A	N/A	\$4.65	-9%	-6%
Point Hope	Northern	Tigara Corporation	\$1.64	-66%	-2%	\$4.83	-5%	-19%
Wainwright	Northern	Olgoonik Corporation	\$1.50	-69%	0%	\$4.96	-3%	0%
Brevig Mission	Northwest	Brevig Mission Native Store	\$4.64	-4%	0%	\$5.15	1%	0%

Community	Region	Community Retailer: (entity selling fuel)	Heating Fuel #1 06/2010 Retail: (selling price per gallon - \$\$)	Percent (%) +/- Statewide Heating Fuel Average (\$4.85*):	Percent +/- 01/2010 Retail: (selling price per gallon)	Gasoline 06/2010 Retail Price: (selling price per gallon - \$\$)	Percent (%) +/- Statewide Gasoline Average (\$5.10):	Percent +/- 01/2010 Retail: (selling price per gallon)
Deering	Northwest	Deering IRA	\$4.35	-10%	-3%	\$4.70	-8%	-3%
Gambell	Northwest	ANICA (Gambell Native Store)	\$9.80	103%	92%	\$5.55	9%	0%
Golovin	Northwest	Golovin Public Utilities	\$4.90	1%	0%	\$4.90	-4%	0%
Kiana	Northwest	City of Kiana	\$6.00	24%	-3%	\$6.50	27%	-3%
Kotzebue	Northwest	Crowley	\$4.64	-4%	-6%	\$4.88	-4%	-6%
Koyuk	Northwest	Koyuk Native Corporation	\$4.34	-10%	5%	\$4.13	-19%	-8%
Noorvik	Northwest	Morris Trading Post	\$5.08	5%	-4%	\$5.43	6%	-4%
Saint Michael	Northwest	Saint Michael Fuel Company	\$8.27	71%	3%	\$8.00	57%	3%
Savoonga	Northwest	ANICA (Savoonga Native Store)	\$5.19	7%	8%	\$5.51	8%	1%
Shishmaref	Northwest	Shishmaref Native Store	\$5.75	19%	10%	\$5.50	8%	-2%
Stebbins	Northwest	Tapraq Fuel Company	\$7.21	49%	8%	\$5.65	11%	-4%
Teller	Northwest	Teller Native Fuel Business	\$6.92	43%	68%	\$5.40	6%	22%
Unalakleet	Northwest	Unalakleet Native Corporation	\$4.83	0%	-5%	\$4.83	-5%	-5%
Wales	Northwest	Wales Native Store	\$7.98	65%	0%	\$7.73	52%	0%

Community	Region	Community Retailer: (entity selling fuel)	Heating Fuel #1 06/2010 Retail: (selling price per gallon - \$\$)	Percent (%) +/- Statewide Heating Fuel Average (\$4.85*):	Percent +/- 01/2010 Retail: (selling price per gallon)	Gasoline 06/2010 Retail Price: (selling price per gallon - \$\$)	Percent (%) +/- Statewide Gasoline Average (\$5.10):	Percent +/- 01/2010 Retail: (selling price per gallon)
White Mountain	Northwest	White Mountain Native Store	\$3.56	-26%	-1%	\$4.36	-15%	-1%
Angoon	Southeast	Angoon Oil and Gas	\$4.30	-11%	2%	\$4.19	-18%	-5%
Craig	Southeast	Petro Marine	\$3.15	-35%	0%	\$3.41	-33%	5%
Gustavus	Southeast	Gustavus Dray	\$3.39	-30%	-4%	\$3.58	-30%	-5%
Hoonah	Southeast	Hoonah Trading	\$4.04	-16%	14%	\$4.00	-22%	18%
Juneau	Southeast	Delta West. (HF) Fred Meyer (Gas)	\$2.97	-39%	-7%	\$3.25	-36%	10%
Kake	Southeast	Kake Tribal Fuel	\$4.10	-15%	-6%	\$4.59	-10%	0%
Pelican	Southeast	Pelican Fuel Dock	\$4.50	-7%	-2%	\$4.68	-8%	-2%
Petersburg	Southeast	Petro Marine	\$3.18	-34%	2%	\$3.73	-27%	23%
Point Baker	Southeast	Point Baker Trading Post	\$3.95	-18%	10%	\$4.10	-20%	6%
Thorne Bay**	Southeast	Petro (HF) Bayview (Gas)	\$3.15	-35%	0%	\$3.81	-25%	8%
Wrangell	Southeast	Wrangell Oil	\$3.65	-24%	16%	\$4.12	-19%	17%
Akutan	Southwest	City of Akutan	\$2.87	-41%	-1%	\$3.48	-32%	-1%
Atka	Southwest	Atka Native Store	\$6.80	41%	25%	\$5.99	17%	0%

Community	Region	Community Retailer: (entity selling fuel)	Heating Fuel #1 06/2010 Retail: (selling price per gallon - \$\$)	Percent (%) +/- Statewide Heating Fuel Average (\$4.85*):	Percent +/- 01/2010 Retail: (selling price per gallon)	Gasoline 06/2010 Retail Price: (selling price per gallon - \$\$)	Percent (%) +/- Statewide Gasoline Average (\$5.10):	Percent +/- 01/2010 Retail: (selling price per gallon)
Chignik	Southwest	City of Chignik	\$3.04	-37%	0%	\$3.75	-26%	-4%
Clarks Point	Southwest	City of Clarks Point	\$6.00	24%	0%	\$6.00	18%	0%
Dillingham	Southwest	Delta Western	\$5.67	17%	29%	\$5.57	9%	20%
King Cove	Southwest	Peter Pan Seafood	\$3.45	-29%	8%	\$3.93	-23%	-4%
Kokhanok	Southwest	Kokhanok Tribal Council	\$6.75	40%	4%	\$7.25	42%	7%
Nelson Lagoon	Southwest	Nelson Lagoon Enterprises	\$4.48	-7%	6%	\$4.90	-4%	7%
New Stuyahok	Southwest	New Stuyahok Village Corp.	\$5.10	6%	-9%	\$6.75	32%	3%
Nondalton	Southwest	City of Nondalton	\$5.70	18%	-2%	\$6.95	36%	1%
Saint George	Southwest	Delta Fuel Company	\$5.76	19%	15%	\$5.94	16%	-2%
Sand Point	Southwest	TDX Svcs	\$3.72	-23%	-6%	\$3.89	-24%	10%
Togiak	Southwest	Togiak Village Corporation	\$4.85	0%	10%	\$5.21	2%	5%
Unalaska	Southwest	Delta Western	\$3.62	-25%	1%	\$3.57	-30%	8%
Akiak	Western	Kokarmiut Corporation	\$4.65	-4%	0%	\$6.90	35%	30%
Atmautluak	Western	Atmautluak Limited	\$5.20	8%	-3%	\$5.47	7%	0%

Community	Region	Community Retailer: (entity selling fuel)	Heating Fuel #1 06/2010 Retail: (selling price per gallon - \$\$)	Percent (%) +/- Statewide Heating Fuel Average (\$4.85*):	Percent +/- 01/2010 Retail: (selling price per gallon)	Gasoline 06/2010 Retail Price: (selling price per gallon - \$\$)	Percent (%) +/- Statewide Gasoline Average (\$5.10):	Percent +/- 01/2010 Retail: (selling price per gallon)
Bethel	Western	Crowley	\$4.82	0%	10%	\$5.16	1%	3%
Emmonak	Western	Emmonak Corp. Tank Farm	\$5.15	7%	0%	\$5.93	16%	-2%
Goodnews Bay	Western	Mumtram Pikkai Village Corp.	\$4.11	-15%	0%	\$4.60	-10%	-3%
Hooper Bay	Western	Crowley Marine	\$6.56	36%	0%	\$6.66	31%	0%
Kotlik	Western	Kotlik Yupik Enterprises	\$4.97	3%	0%	\$5.07	-1%	-3%
Kwigillingok	Western	KWIK Marina Inc.	\$4.79	-1%	1%	\$5.25	3%	0%
Marshall	Western	Maserculiq Inc.	\$4.43	-8%	0%	\$5.25	3%	-4%
Mountain Village	Western	Azachorak Fuel	\$5.07	5%	0%	\$5.79	14%	0%
Pilot Station	Western	Pilot Station Native Corporation	\$5.15	7%	-5%	\$6.19	21%	12%
Quinhagak	Western	Qanirtuuq Corporation	\$4.89	1%	-5%	\$5.72	12%	-4%
Russian Mission	Western	Russian Mission Corporation	\$4.95	2%	4%	\$5.99	17%	8%
Scammon Bay	Western	Askinuk Corporation	\$5.47	13%	11%	\$5.47	7%	-9%
Sleetmute	Western	Henry Hill Store	\$6.02	25%	10%	\$6.30	24%	15%
Toksook Bay	Western	Nunakauiak Yupik Corporation	\$6.08	26%	8%	\$5.81	14%	-5%

Community	Region	Community Retailer: (entity selling fuel)	Heating Fuel #1 06/2010 Retail: (selling price per gallon - \$\$)	Percent (%) +/- Statewide Heating Fuel Average (\$4.85*):	Percent +/- 01/2010 Retail: (selling price per gallon)	Gasoline 06/2010 Retail Price: (selling price per gallon - \$\$)	Percent (%) +/- Statewide Gasoline Average (\$5.10):	Percent +/- 01/2010 Retail: (selling price per gallon)
Tuntutuliak	Western	Qinarmiut Corporation	\$4.70	-3%	-23%	\$5.04	-1%	-12%
Upper Kalskag	Western	City of Upper Kalskag	\$5.50	14%	36%	\$5.50	8%	9%

- * Heating fuel average does not include Northern communities, whose residential fuel is subsidized by the North Slope Borough.
- ** Petro Alaska closed its Thorne Bay location in 2008. Heating fuel deliveries for Thorne Bay residents are now being provided by Petro Alaska in Craig.
- † The heating fuel vendor in Central, where Circle residents previously bought fuel, is not currently operating; residents must now travel to Fairbanks to purchase heating fuel.
- Ⓢ Community is on the road system; only applies to communities in the Gulf Coast and Interior Regions.



Division of Community and Regional Affairs

Department of Commerce, Community, and Economic Development
 Sean Parnell, Governor • Susan Bell, Commissioner • Tara Jollie, Director

The Community Fuel Survey was conducted by the Alaska Department of Commerce, Community, and Economic Development, Division of Community and Regional Affairs (DCRA). If you have any questions or comments regarding the survey or this report, please contact:

Brigitta Windisch-Cole, Research Analyst (907) 269-4521, brigitta.windisch-cole@alaska.gov

Previous editions of *Current Community Conditions: Fuel Prices Across Alaska* may be found on DCRA's website:

<http://commerce.alaska.gov/dcra/researchanalysis/RApublications.htm>