

Annual Report ***Fiscal Year 2020*** **BUSINESS LICENSING**



Department of Commerce, Community,
and Economic Development

Division of Corporations, Business and
Professional Licensing

Table of Content

FY20 BUSINESS LICENSE ANNUAL STATISTICS <ul style="list-style-type: none">• FY20 Business License: New, Renewed, Current, and Total (table and chart)	Page 3
<ul style="list-style-type: none">• FY10 thru FY20 Business License: New, Renewed, Current, and Total (table and chart)	Page 4
FY20 BUSINESS LICENSES WITH ENDORSEMENTS ANNUAL STATISTICS <ul style="list-style-type: none">• FY20 Business Licenses with Endorsements (table)• FY10 thru FY20 Business Licenses with Endorsements (table and chart)• 	Page 5
FY20 ENDORSEMENT ANNUAL STATISTICS <ul style="list-style-type: none">• FY20 Endorsements: New, Renew, Current, and Total (table and chart)• FY10 thru FY20 Endorsements: New, Renew, and Current (table and chart)	Page 6
FY19 PRIMARY LINE OF BUSINESS ANNUAL STATISTICS <ul style="list-style-type: none">• FY20 Business License: Primary Line of Business (table and chart)	Page 7
<ul style="list-style-type: none">• FY15 thru FY20 Business License: Primary Line of Business (table and chart)	Page 8

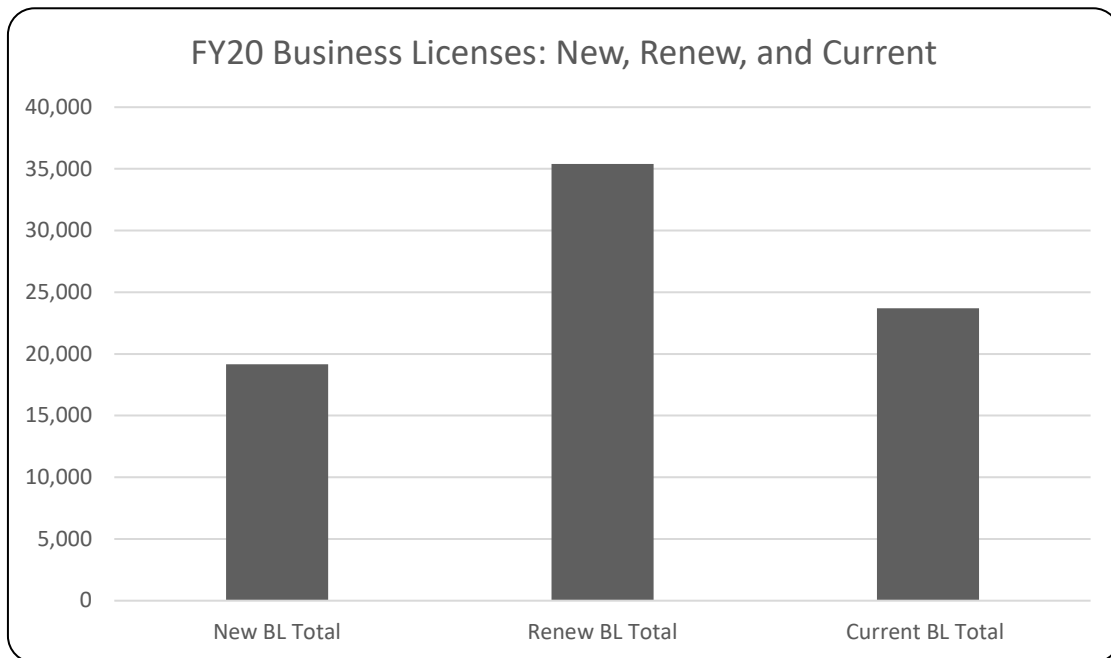
FY20 COVID-19 IMPACTS:

- The COVID19 pandemic outbreak was first identified in Wuhan, China, in December 2019.
- On March 11, 2020, State of Alaska Governor Mike Dunleavy's office declared a state of emergency in response to the coronavirus pandemic.
- Alaska's first case of COVID-19 was confirmed on March 12, 2020.
- On April 9, 2020, to support economic stability, due to COVID-19, Governor Dunleavy suspended, temporarily, almost all Business Licensing fees through the remainder and beyond the end of FY20.
- On April 23, 2020, to protect the health, safety and welfare of employees and the public, division's offices closed to the public.
- By mid-April, 2020, the majority of division's staff were successfully telecommuting.

FY20 Business License (BL) Annual Statistics

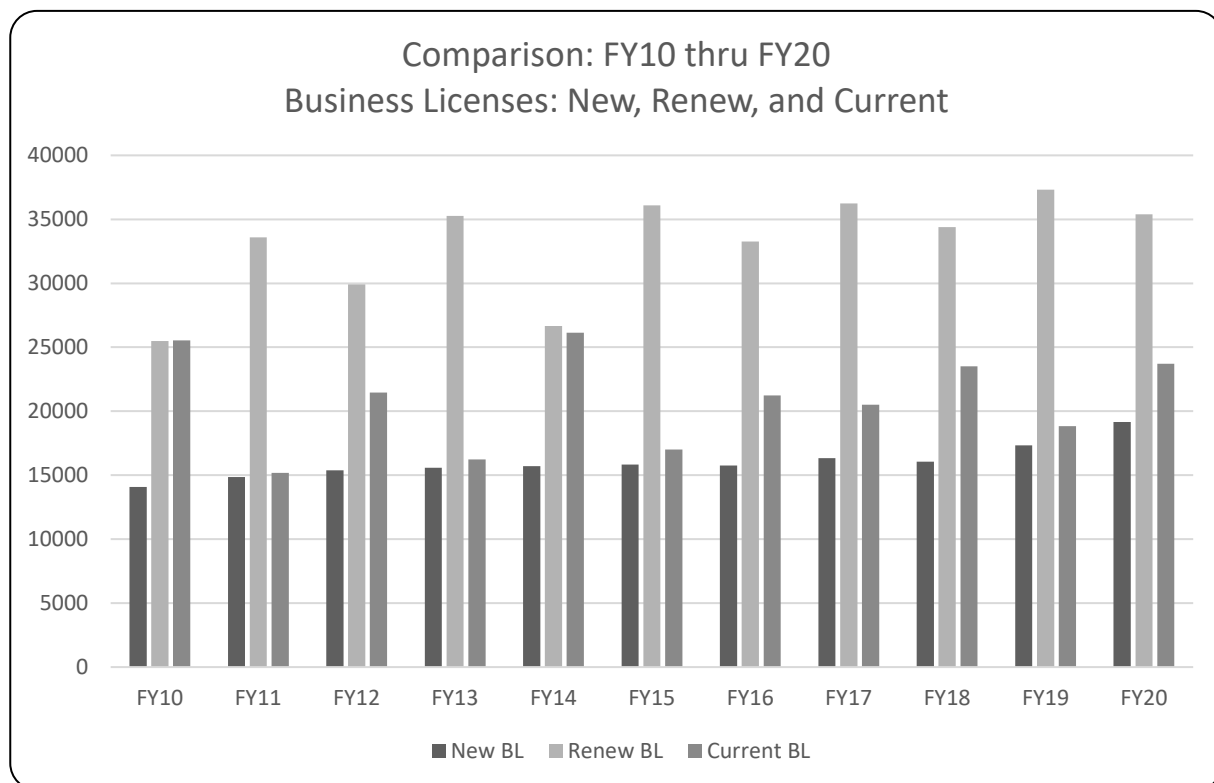
FY20 BUSINESS LICENSE (BL): New, Renew, Current, and Total							
NEW BL	Quantity	NEW 1 year BL	NEW 2 year BL	NEW 3 year BL	NEW 4 year BL		
New BL In House	977 (5%)	356 (5%)	621 (5%)				
New BL Web	18,185 (95%)	6586 (95%)	11,599 (95%)				
New BL Total	19,162 (100%)	6942 (100%)	12,220 (100%)				
RENEW BL	Quantity	RENEW 1 year BL	RENEW 2 year BL	*RENEW + LAPSED 3 year BL	*RENEW + LAPSED 4 year BL		
Renew BL In House	1993(6%)	535 (4%)	1167 (6%)	260 (100%)	31 (100%)		
Renew BL Scancard	2302 (6%)	951 (7%)	1351 (6%)				
Renew BL Web	31,100 (88%)	12,773 (89%)	18,327 (88%)				
Renew BL Total	35,395 (100%)	14,259 (100%)	20,845 (100%)			260 (100%)	31 (100%)
NEW and RENEW BL	Quantity	NEW + RENEW 1 year BL	NEW + RENEW 2 year BL	*RENEW + LAPSED 3 year BL	*RENEW + LAPSED 4 year BL		
BL In House Total	2970 (5%)	891 (4%)	1788 (5%)	260	31		
BL Scancard (renewal only)	2302 (4%)	951(4%)	1351 (4%)				
BL Web Total	49,285 (91%)	19,359 (92%)	29,926 (91%)				
New & Renew BL Total	54,557 (100%)	21,201 (100%)	33,065 (100%)			260 (100%)	31 (100%)
NEW, RENEW, and CURRENT BL	Quantity	1 year BL	2 year BL	*RENEW + LAPSED 3 year BL	*RENEW + LAPSED 4 year BL		
New BL Total	19,162 (25%)	6942	12,220				
Renew BL Total	35,395 (45%)	14,259	20,845			260	31
Current BL Total (non-renewal year)	23,706 (30%)						
FY20 BL TOTAL	78,263 (100%)						

**Per 12 AAC 12.040(c) a BL lapsed for two years or less may renew and pay renewal years (1-2) + lapsed years (1-2).*



FY10 thru FY20: Business License (BL) Annual Statistics

FY10 thru FY20 Business License (BL) Annual Statistics											
NEW BL	FY10	FY11	FY12	FY13	FY14	FY15	FY16	FY17	FY18	FY19	FY20
New BL In House	5258	5308	5556	5113	4240	4046	3717	3507	3229	2360	977
New BL Web	8816	9541	9824	10,458	11,468	11,791	12,041	12,828	12,816	14,965	18,185
New BL Total	14,074	14,849	15,380	15,571	15,708	15,837	15,758	16,335	16,045	17,325	19,162
RENEW BL	FY10	FY11	FY12	FY13	FY14	FY15	FY16	FY17	FY18	FY19	FY20
Renew BL In House	4306	4374	3673	3547	3304	3552	2699	2412	2239	2994	1993
Renew BL Scancard (started FY10)	5676	7716	8594	9612	5789	4764	3987	3825	2972	2634	2302
Renew BL Web	15,500	21,497	17,639	22,110	23,356	27,781	26,579	29,995	29,187	31,683	31,100
Renew BL Total	25,482	33,587	29,906	35,269	26,660	36,097	33,265	36,232	34,398	37,311	35,395
NEW and RENEW BL	FY10	FY11	FY12	FY13	FY14	FY15	FY16	FY17	FY18	FY19	FY20
BL In House Total	9564	9682	9229	8660	7544	7596	6416	5919	5468	5354	2970
BL Scancard (started FY10, renewal only)	5676	7716	8594	9612	5789	4764	3987	3825	2972	2634	2302
BL Web Total	24316	31038	27463	32568	34,824	39,572	38,620	42,823	42,003	46,648	49,285
BL New & Renew Total	39556	48436	45286	50840	42,368	51,932	49,023	52,567	50,443	54,636	54,557
NEW, RENEW, and CURRENT BL	FY10	FY11	FY12	FY13	FY14	FY15	FY16	FY17	FY18	FY19	FY20
New BL	14074	14849	15380	15571	15708	15,837	15,758	16,335	16,045	17,325	19,162
Renew BL	25482	33587	29906	35269	26,660	36,097	33,265	36,232	34,398	37,311	35,395
Current BL (non-renewal year)	25540	15182	21451	16234	26135	17,003	21,240	20,518	23,509	18,832	23,706
TOTAL BL	65,096	63,618	66,737	67,074	68,503	68,935	70,263	73,085	73,952	73,468	78,263



FY20 Business Licenses with Endorsements (END) Annual Statistics

Prior to 1/1/2019 a Business License Endorsement was only required to sell tobacco products.

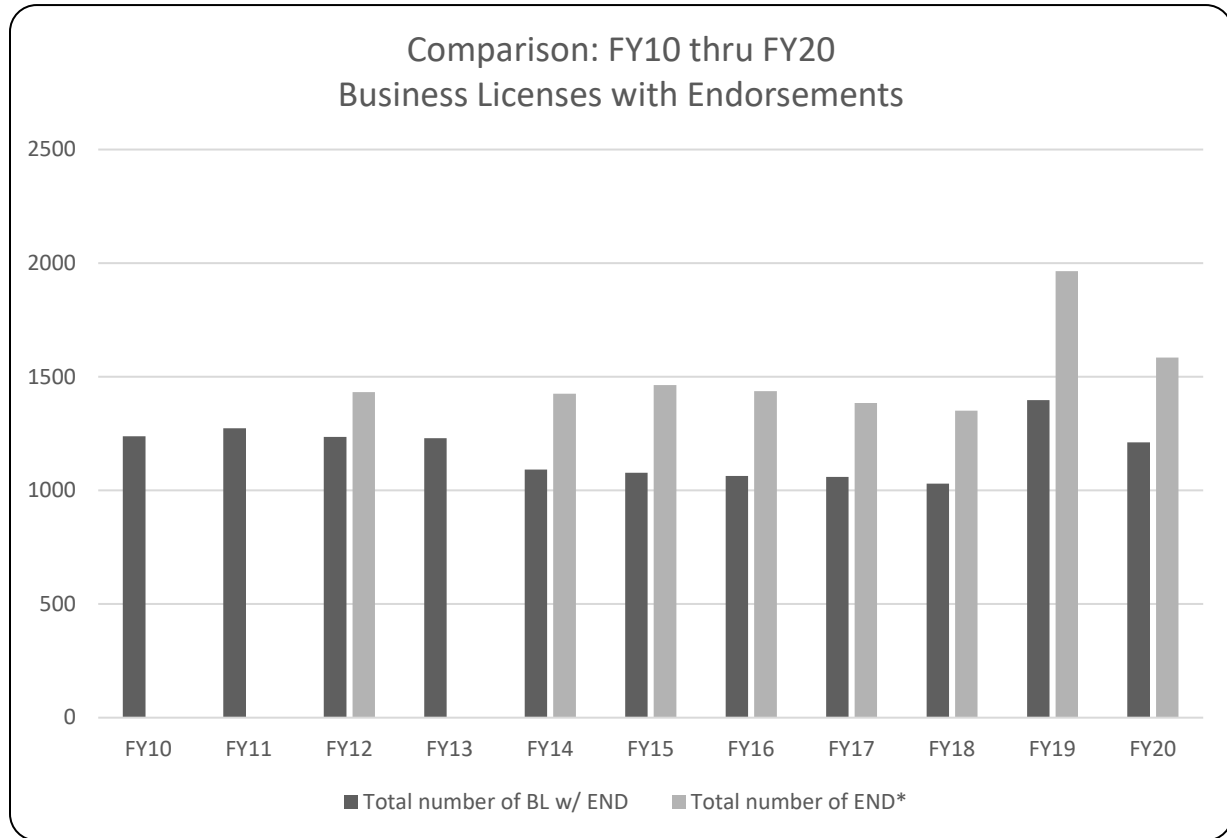
Effective 1/1/2019, due to a change in Alaska Business Licensing Statutes (law) AS 43.70, a Business License Endorsement is required for each location where tobacco products, electronic smoking products, or nicotine products are sold.

FY20 BUSINESS LICENSES (BL) WITH ENDORSEMENTS (END)	
Total number of BL with END	1211
Total number of END*	1584

**Per AS 43.70.075 one endorsement is required for each physical location; thus, one business license may have one or more endorsements.*

FY10 thru FY20 Business License (BL) with Endorsements (END) Statistics											
Endorsements (END)	FY10	FY11	FY12	FY13	FY14	FY15	FY16	FY17	FY18	FY19	FY20
Total number of BL w/ END	1238	1273	1236	1230	1092	1078	1064	1059	1030	1398	1211
Total number of END*			1433		1426	1463	1437	1385	1351	1965	1584

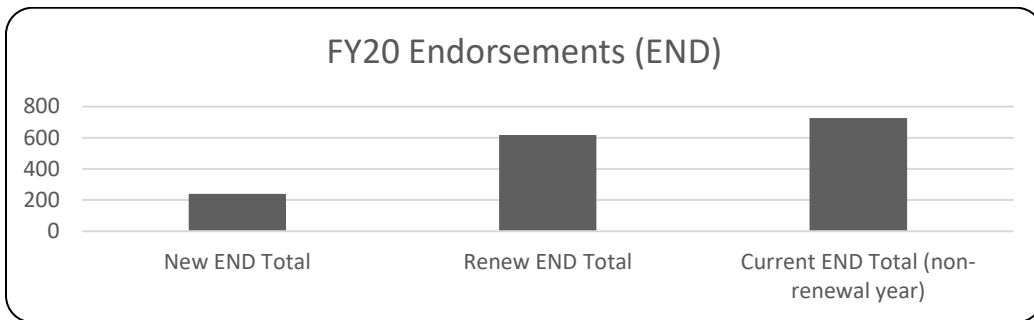
**Per AS 43.70.075 one endorsement is required for each physical location; thus, one business license may have one or more endorsements.*



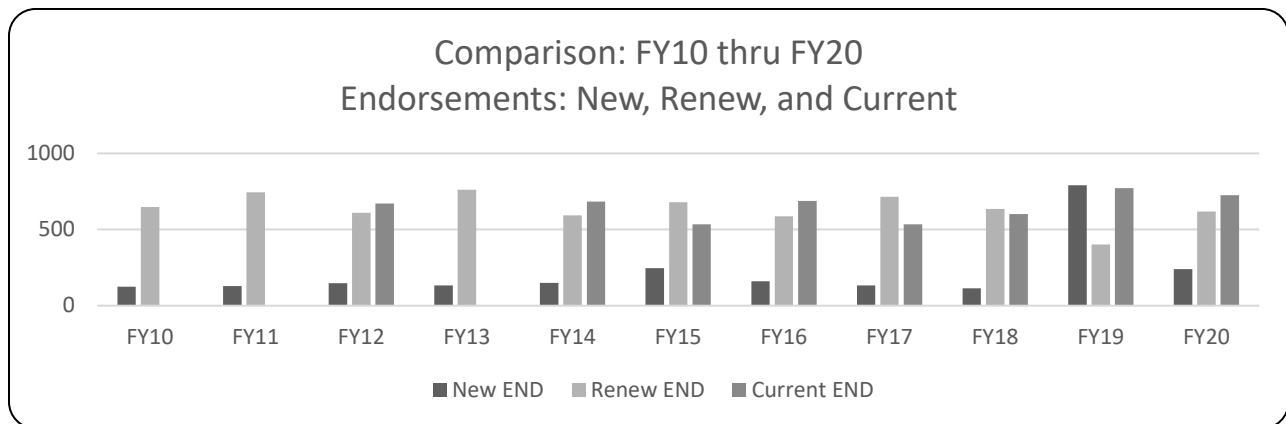
FY20 Endorsement (END) Annual Statistics

FY20 ENDORSEMENTS (END): New, Renew, Current, and Total

NEW ENDORSEMENTS		Quantity	Percent
New END In House		77	32%
New END Web		163	68%
Total New END		240	100%
RENEW ENDORSEMENTS		Quantity	Percent
Renew END In House		256	41%
Renew END Web		362	59%
Total Renew END		618	100%
NEW, RENEW, and CURRENT ENDORSEMENTS		Quantity	Percent
New END Total		240	4%
Renew END Total		618	26%
Current END Total (non-renewal year)		726	70%
TOTAL TOB		1584	100%



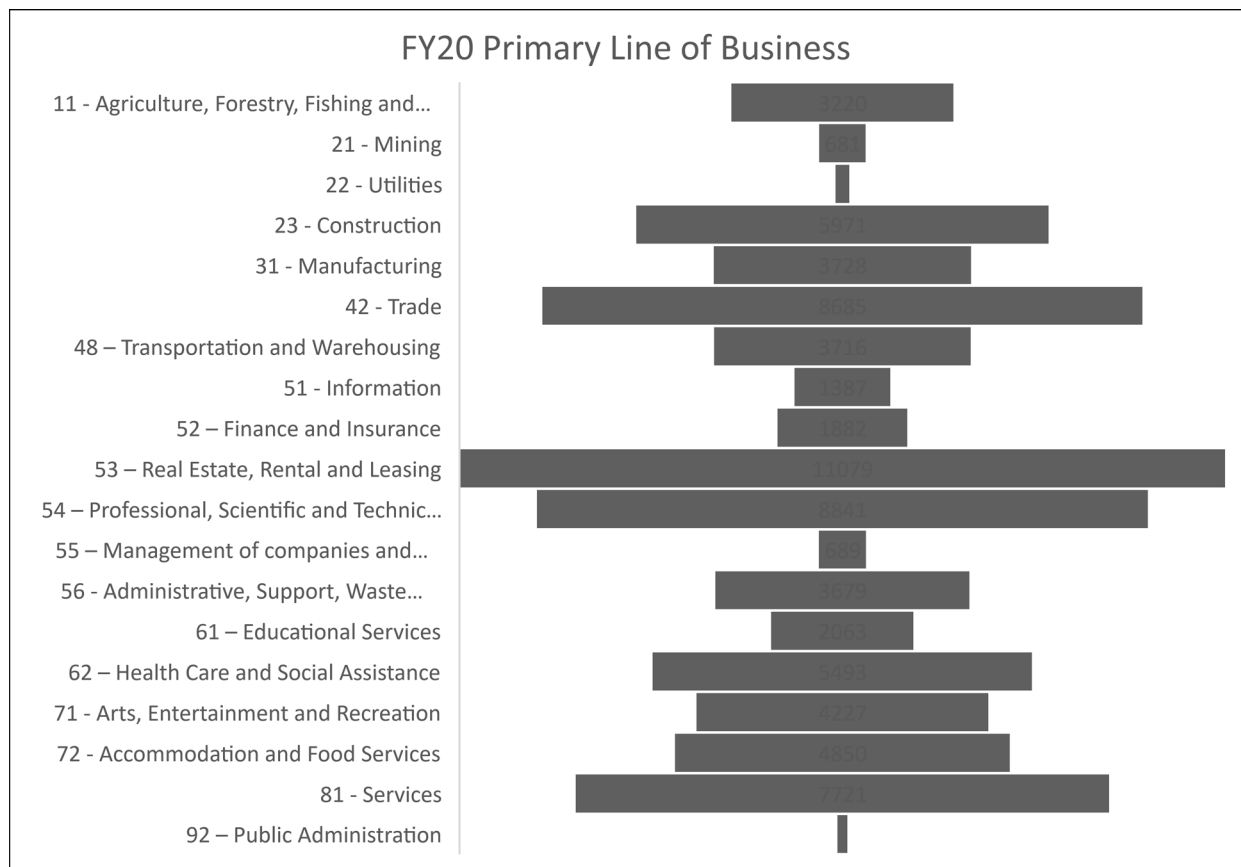
FY10 thru FY20 Endorsements (END) New, Renew, and Current Statistics											
Endorsements (END)	FY10	FY11	FY12	FY13	FY14	FY15	FY16	FY17	FY18	FY19	FY20
New END	125	129	148	134	149	247	160	134	114	791	240
Renew END	649	744	611	761	594	680	587	716	635	403	618
Current END (non-renewal year)			672		683	534	688	535	602	771	726



FY20 Primary Line of Business (LOB) Annual Statistical

FY20 BUSINESS LICENSE - Line of Business (primary)		Quantity	Percent
11 - Agriculture, Forestry, Fishing and Hunting		3220	4.1%
21 - Mining		681	0.9

22 - Utilities	200	0.3%
23 - Construction	5971	7.6%
31 - Manufacturing	3728	4.8%
42 - Trade	8685	11.1%
48 – Transportation and Warehousing	3716	4.8%
51 - Information	1387	1.8%
52 – Finance and Insurance	1882	2.4%
53 – Real Estate, Rental and Leasing	11,079	14.2%
54 – Professional, Scientific and Technical Services	8841	11.3%
55 – Management of companies and enterprises	689	0.9%
56 - Administrative, Support, Waste Management and Remediation Services	3679	4.7%
61 – Educational Services	2063	2.6%
62 – Health Care and Social Assistance	5493	7.0%
71 - Arts, Entertainment and Recreation	4227	5.4%
72 - Accommodation and Food Services	4850	6.2%
81 - Services	7721	9.9%
92 – Public Administration	151	0.2%
FY19 TOTAL BL	78,263	100%



FY15 thru FY20: Primary Line of Business (LOB)

FY15 thru FY20 BUSINESS LICENSE - Line of Business	FY15	FY16	FY17	FY18	FY19	FY20
11 - Agriculture, Forestry, Fishing and Hunting	1989	2221	2520	2682	2695	3220
21 - Mining	652	633	657	663	612	681
22 - Utilities	182	188	181	175	179	200

23 - Construction	5810	5954	5990	5841	5690	5971
31 - Manufacturing	2811	2902	3106	3193	3199	3728
42 - Trade	8053	8103	8440	8171	8060	8685
48 – Transportation and Warehousing	3401	3406	3474	3545	3652	3716
51 - Information	1246	1224	1234	1182	1173	1387
52 – Finance and Insurance	1274	1358	1447	1663	1699	1882
53 – Real Estate, Rental and Leasing	8564	8997	9431	10,144	10,430	11,079
54 – Professional, Scientific and Technical Services	8239	8430	8561	8534	8164	8841
55 – Management of companies and enterprises	508	543	572	622	649	689
56 - Administrative, Support, Waste Management and Remediation Services	3443	3441	3605	3617	3559	3679
61 – Educational Services	1896	1927	1945	1948	2094	2063
62 – Health Care and Social Assistance	5080	5059	5255	5259	5243	5493
71 - Arts, Entertainment and Recreation	3975	4020	4191	4212	4066	4227
72 - Accommodation and Food Services	4347	4531	4769	4875	4813	4850
81 - Services	7296	7163	7539	7467	7316	7721
92 – Public Administration	169	163	168	159	175	151
TOTAL BL	68,935	70,263	73,085	73,952	73,468	78,263

