

Alaska Prescription Drug Monitoring Program (PDMP)

Alaska PDMP Prescriber Report Card User Guide

This document is a guide to interpreting your Prescriber Report. Please see the additional attachment for your actual report, or log into the PDMP and navigate to Menu > RxSearch > Prescriber Report to download a copy. Report images below are examples and not a reflection of your prescribing history.

The Prescriber Report Card is intended to give prescribers insight into their controlled substance prescribing patterns. Reports are provided quarterly to all registered PDMP users who have an active account, a defined role and specialty, and have written at least one opioid, sedative, or stimulant prescription during the prior 6-month period. The data represented includes Schedule II-V drugs as reported to the state PDMP, by the dispensers and pharmacies, during the report period listed. The following includes information on how to interpret each section of the prescriber report.

Disclaimer: Comparisons with peer groups are meant to give prescribers a point of reference. The PDMP recognizes that no two practice settings are identical. Additionally, this report is not intended to be an indication that the prescriber or his/her patients have done something wrong.

Report Header

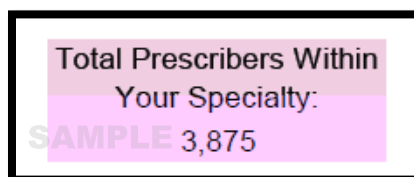
The “Specialty” field represents the Healthcare Specialty chosen by you upon registration with the PDMP. If you feel your specialty is misrepresented, you may update it within your PDMP account in AWARxE, and these changes will be reflected in the next distribution of your prescriber report.

To update your Specialty in the PDMP, please log-in to the PDMP system at alaska.pmpaware.net “AWARxE”. Under the “Menu” tab, select “My Profile” and update your Healthcare Specialty. For additional details on how to do this, please see the Q&A section of this document.

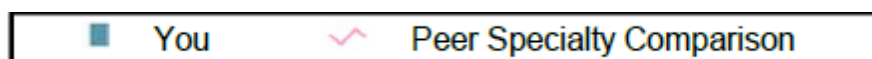
State Name	Prescription Monitoring Program PMP Prescriber Report	
SAMPLE		
Date: 9/4/2019	Date Covered by this Report:	01/1/2019-6/30/2019
Name: Your Name	DEA #:	AA1234567
Role: Physician (MD, DO)	Specialty:	Internal Medicine

Peer Groups

Most metrics include comparisons to median values of your prescriber peer groups. Only those prescribers who are registered with the PDMP who have an active account, a defined specialty, and have written at least one opioid, sedative, or stimulant prescription during the prior 6-month period are included in the comparisons.



Peer Specialty Comparison: The same healthcare specialty as the prescriber. For example, comparison with all other roles (physicians, nurse practitioners, physician assistants, etc.) practicing in family practice. Throughout the report, the blue bar chart represents your prescribing activity, while the peer specialty comparison is displayed as the pink line.



The specialty as selected by the prescriber at the time of registration is used for this comparison. If the number of peers in Specialty Level 3 is too small for a statistically valid comparison, Specialty Level 2 is used. If Specialty Level 2 is too small for a statistically valid comparison, Specialty Level 1 is used.

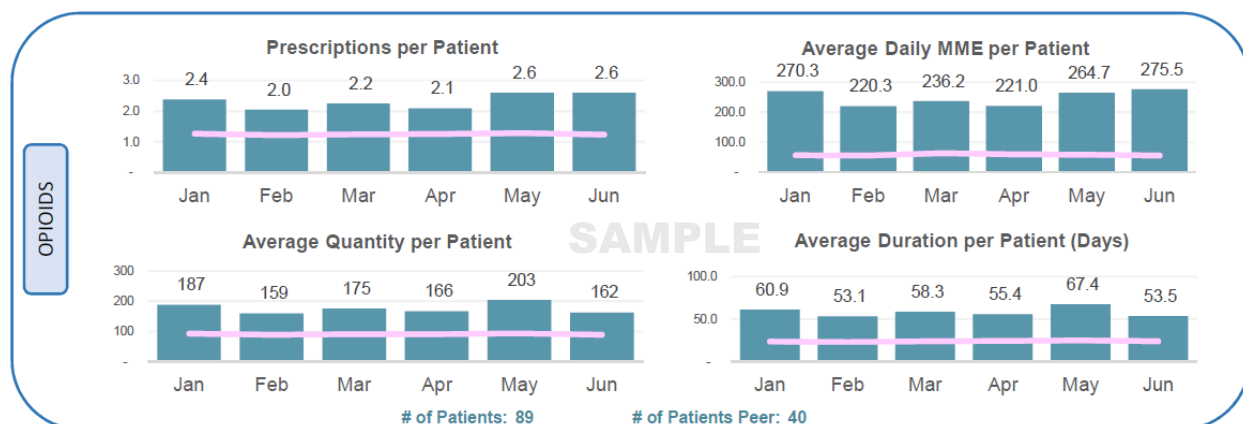


Top Medications Prescribed

This metric represents the top three (listed by generic name) based on the number of prescriptions prescribed by you and reported to the PMP during the 6-month reporting period.

SAMPLE TOP MEDICATIONS PRESCRIBED		
buprenorphine HCl/naloxone HCl	buprenorphine HCl	pregabalin

Opioids*



*This section excludes drugs containing buprenorphine

Prescriptions per Patient: The average number of opioid prescriptions dispensed per patient during each month.

Daily MME per Patient: The average daily MME for opioids dispensed per patient during each month. Daily MME is the total MME divided by days supplied for each dispensation.

Average Quantity per Patient: The average quantity of opioid doses dispensed per patient during each month.

Average Duration per Patient: The average days supplied of opioids dispensed per patient during each month. The days' supply in the reporting period is not necessarily consecutive (e.g., two 5-day opioid prescriptions written two weeks apart would count as 10 days).

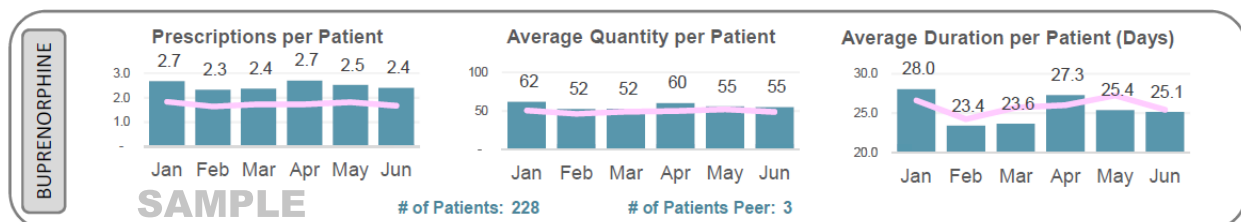
of Patients: Distinct count of patients prescribed opioids by physician during the 6-month reporting period.

of Patients Peer: Average Distinct count of patients prescribed opioids per physician, within peer specialty comparison, during the 6-month reporting period.

The Morphine Milligram Equivalent (MME) is the amount of morphine an opioid dose is equal to when prescribed. Buprenorphine is excluded from MME calculations in this report. The Centers for Disease Control and Prevention (CDC) recommends that prescribers should reassess evidence of the benefits and risks to the patient when increasing dosage to ≥ 50 MME/day (e.g., ≥ 50 mg hydrocodone; ≥ 33 mg oxycodone) and avoid increasing to ≥ 90 MME/day (≥ 90 mg hydrocodone; ≥ 60 mg oxycodone) when possible due to an increased risk of complications.

The CDC's Opioid Guideline Mobile App summarizes key recommendations on opioid prescribing and includes an MME calculator: <https://www.cdc.gov/drugoverdose/prescribing/app.html>

Buprenorphine**



****This section includes only drugs containing buprenorphine**

Prescriptions per Patient: The average number of buprenorphine prescriptions dispensed per patient during each month.

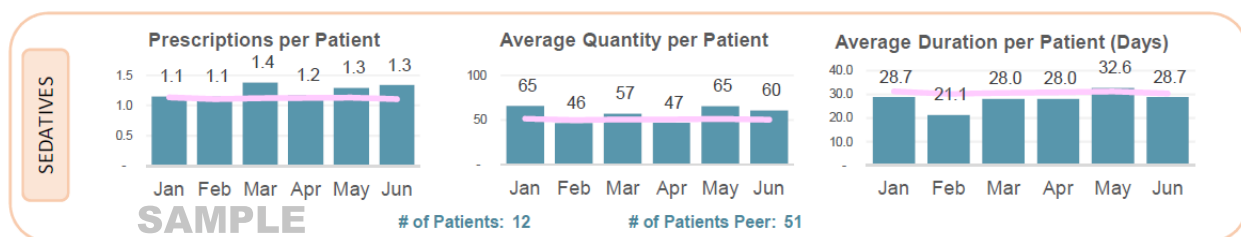
Average Quantity per Patient: The average quantity of buprenorphine doses dispensed per patient during each month.

Average Duration per Patient: The average days supplied of buprenorphine dispensed per patient during each month. The days' supply in the reporting period is not necessarily consecutive (e.g., two 5-day opioid prescriptions written two weeks apart would count as 10 days).

of Patients: Distinct count of patients prescribed buprenorphine by physician during the 6-month reporting period.

of Patients Peer: Average Distinct count of patients prescribed buprenorphine per physician, within peer specialty comparison, during the 6-month reporting period.

Sedatives***



*****This section includes all Anxiolytic/Sedative/Hypnotic dispensations**

Prescriptions per Patient: The average number of sedative prescriptions dispensed per patient during each month.

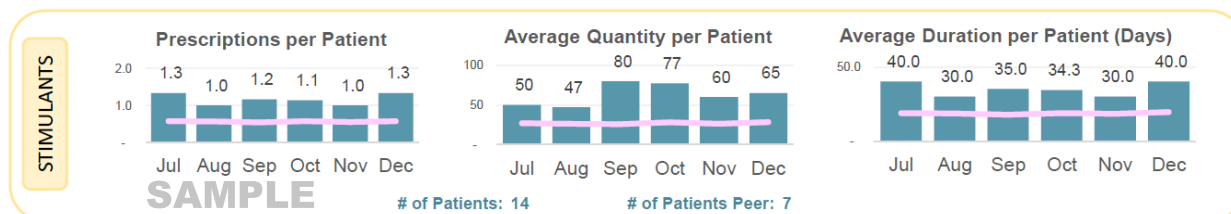
Average Quantity per Patient: The average quantity of sedatives dispensed per patient during each month.

Average Duration per Patient: The average days supplied of sedatives dispensed per patient during each month. The days' supply in the reporting period is not necessarily consecutive (e.g., two 5-day opioid prescriptions written two weeks apart would count as 10 days).

of Patients: Distinct count of patients prescribed sedatives by physician during the 6-month reporting period.

of Patients Peer: Average Distinct count of patients prescribed sedatives per physician, within peer specialty comparison, during the 6-month reporting period.

Stimulants



Prescriptions per Patient: The average number of stimulant prescriptions dispensed per patient during each month.

Average Quantity per Patient: The average quantity of stimulants dispensed per patient during each month.

Average Duration per Patient: The average days supplied of stimulants dispensed per patient during each month. The days' supply in the reporting period is not necessarily consecutive (e.g., two 5-day opioid prescriptions written two weeks apart would count as 10 days).

of Patients: Distinct count of patients prescribed stimulants by physician during the 6-month reporting period.

of Patients Peer: Average Distinct count of patients prescribed stimulants per physician, within peer specialty comparison, during the 6-month reporting period.

At Risk Patients

AT-RISK PATIENTS	Dangerous Combination		Multiple Providers	MME Threshold
	Benzo + Opioid		Patients with 5 or more Prescribers	Patients Receiving Daily MME ≥ 90
	12	85	25	83
	You	You + Other Prescribers	SAMPLE	
	Benzo + Opioid + Carisoprodol		Patients with 5 or more Pharmacies	Patients Receiving Daily MME ≥ 120
	0	0	40	66
	You	You + Other Prescribers		

Dangerous Combination Therapy:

This metric represents the number of patients in the 6-month reporting period receiving a prescription for both an opioid and a benzodiazepine (or an opioid, benzodiazepine, and carisoprodol) for an overlapping period within the reporting period. The metric "You" represents cases in which you wrote prescriptions for each of the drugs for the same patient. The metric "You + Other Prescribers" represents cases in which you wrote at least one of the prescriptions (this metric is inclusive of the "You" metric). Benzodiazepine prescriptions include any other anxiolytic, sedative, and hypnotic medications. *According to the CDC, concurrent benzodiazepine, opioid, and/or carisoprodol prescriptions should be avoided, given the high risk of adverse drug interactions, specifically respiratory depression and death.*

Patients Exceeding Multiple Provider Thresholds:

This metric represents the number of your patients who received controlled substance prescriptions from 5 or more prescribers/pharmacies, including you, within 6-month reporting period.

Patients Exceeding Daily MME Thresholds:

This metric represents the number of patients who received a daily MME value of ≥ 90 or ≥ 120 for dispensations prescribed by you during the 6-month reporting period.

PDMP Usage

This metric represents the total number of PDMP patient report requests made within the reporting period by you and/or your delegates.

PDMP USAGE	Patient Searches by You	Patient Searches by Your Delegate(s)	Your Total Patient Searches
	564	0	564

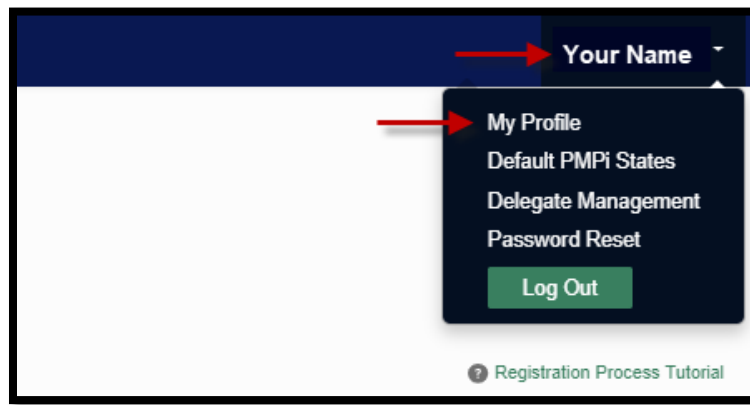
Questions and Answers (Q&A)

How can I update my Specialty so that it is represented correctly in this report?

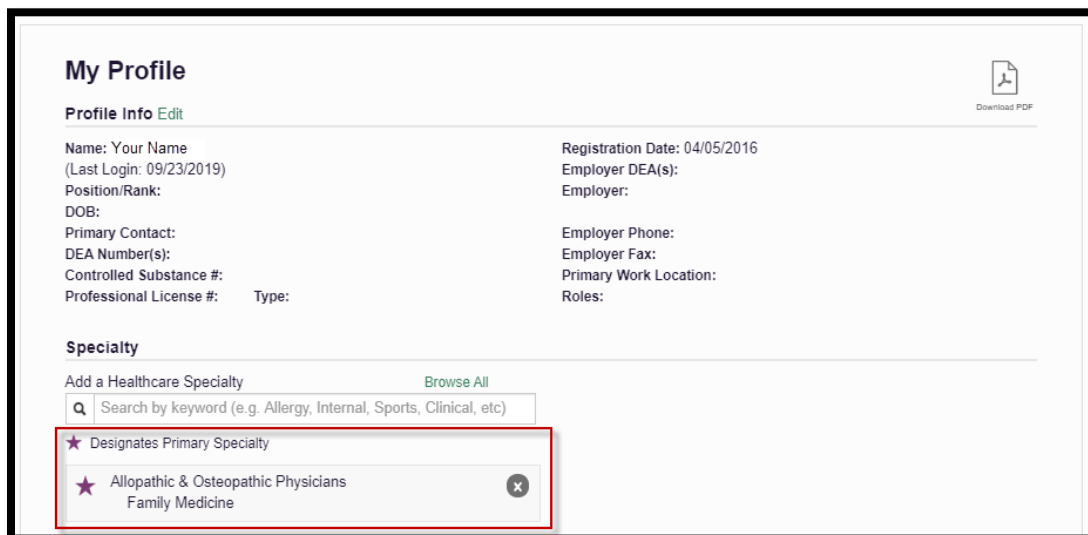
The “specialty” in the prescriber report represents the specialty level 2 as chosen by you upon registration with the PDMP. If you feel your specialty is misrepresented, you may update it within your PDMP account and these changes will be reflected in the next distribution of your prescriber report.

To update your specialty, follow the steps below.

1. Login to the PDMP or AWARe platform at alaska.pmpaware.net
2. Click on your name in the top right corner of the PDMP and then click My Profile.



3. Under My Profile you will find Specialty which displays the currently selected Healthcare Specialty.



You may add additional specialties, if applicable, by clicking within the “Add a Healthcare Specialty” field and begin typing the name of your preferred specialty.

Specialty

Add a Healthcare Specialty [Browse All](#)

○ nurs

- ★ **Nursing Service Providers**
 - Licensed Practical Nurse
 - Licensed Psychiatric Technician
 - Licensed Vocational Nurse
 - Registered Nurse
 - Registered Nurse - Addiction (Substance Use Disorder)
 - Registered Nurse - Administrator
 - Registered Nurse - Ambulatory Care
 - Registered Nurse - Cardiac Rehabilitation
 - Registered Nurse - Case Management
 - Registered Nurse - College Health
 - Registered Nurse - Community Health
 - Registered Nurse - Continence Care
 - Registered Nurse - Continuing Education/Staff Development
 - Registered Nurse - Critical Care Medicine

4. To delete an existing Healthcare Specialty click the “X” to the right of the specialty you wish to delete.

Specialty

Add a Healthcare Specialty [Browse All](#)

🔍 Search by keyword (e.g. Allergy, Internal, Sports, Clinical, etc)

★ Designates Primary Specialty

- ★ Allopathic & Osteopathic Physicians
Family Medicine

→ X

My DEA number is incorrect. How can I fix that?

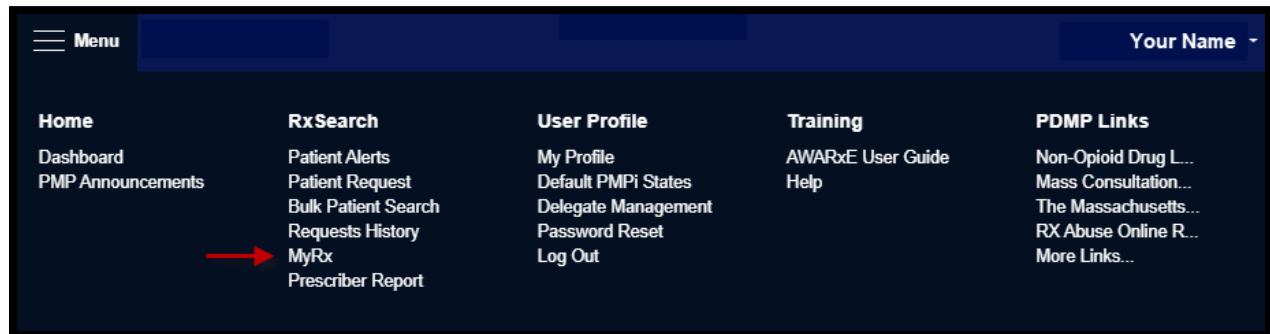
If the DEA registration number is incorrect, you must complete the [DEA Status Change Form \(08-4763\)](#) and submit to your licensing board.

To verify your DEA registration number has been validated, please visit the DEA website: <https://apps.deadiversion.usdoj.gov/webforms2/spring/updateLogin?execution=e1s1>

How can I look up my prescribing history?

You may further review your PMP prescription details by following the below steps.

1. Login to the PDMP or AWAxE platform at alaska.pmpaware.net
2. Click Menu from the top menu bar to expand the options
3. Click MyRx below RxSearch



4. MyRx will allow you to search for prescriptions written by you that have been dispensed to the patient and reported to the PDMP.

My Rx

* Indicates Required Field

Prescriptions Written
No earlier than 1 year from today

From* To*

DEA Numbers
AA1234567

Generic Drug Name (Optional)

Drug Name

How can I learn more about opioid prescribing, tapering and referring substance use disorder patients to treatment?

[CDC Guideline for Prescribing Opioids for Chronic Pain](#)
[Alaska PDMP Prescribing Resources Page](#)

Please familiarize yourself with these valuable SUD resources:

[Alaska Division of Behavioral Health](#)
[Bureau of Substance Addiction Services](#)

Why did I receive this report when my peer prescriber has not received it?

Only prescribers who are registered with the PMP, have a defined role and specialty, and have written at least one opioid, sedative, or stimulant prescription during the prior six-month period will receive a report.

What are some of the limitations of the Prescriber Report?

1. Certain specialties can have a small number of practitioners and, therefore, an outlier can significantly influence the number of patients, prescriptions, and the averages in several of the data fields included in the Report.
2. Comparisons exclude practitioners within your specialty that have not issued a prescription for at least one opioid, sedative, or stimulant prescription during the six-month reporting period. Therefore, in certain specialties you are being compared to the subset of practitioners who have prescribed a controlled substance during the reporting window rather than to all practitioners within that specialty.