



2019 Annual Report · Alaska Division of Insurance

FROM THE DIRECTOR

The Honorable Mike Dunleavy, Governor of the State of Alaska
Julie Anderson, Commissioner of the Department of Commerce, Community, and Economic Development
Members of the Alaska State Legislature

In accordance with AS 21.06.110, it gives me great pride to present the 81st annual report of the Division of Insurance. This report covers activity from calendar years 2018-2019 and fiscal year 2019, which ended on June 30, 2019.

The mission of the Division of Insurance is to regulate the insurance industry to protect Alaskan consumers. We take our charge seriously and strive to provide a state-based regulatory framework that is both protective of our consumers and responsive to national and international trends. The division's experienced and knowledgeable staff enforces the consumer protections provided under Title 21. The staff is also committed to nurturing a strong and competitive market to provide a full spectrum of insurance products in individual and commercial markets.

The division rose to serve the needs of Alaskan consumers in the wake of natural disasters facing the state this past year. Working closely with state and local agencies, the consumer services section provided outreach and support to those impacted by the November 30, 2018 earthquake in Anchorage and by the many wildfires during the summer of 2019.

The division successfully completed the development of its external health care review process, creating a channel for Alaskans to pursue an appeal of an insurer's denial of a health care claim or treatment. Using federal funds, the division promulgated regulations for external health care reviews, receiving federal approval and confirmation that Alaska's standards meet National Association of Insurance Commissioners (NAIC) parallel equivalency. This effort included the development of a new website, forms and publications, and procedures designed to make the process more transparent to consumers and stakeholders.

As all agencies strive to create efficiencies and live within their means, the division has taken steps to become more self-reliant, and where possible to supplement its budget with federal funds. Fees received fully cover the cost of the operation of the division and the taxes received contribute to the general fund.

In 2018, the division was awarded a Centers for Medicaid and Medicare Services Market Stabilization Grant. Funds will be expended to study network adequacy, and the accessibility and affordability of health insurance in the state. The division will commission a report containing market analysis and recommendations for strengthening the private health insurance market in

Alaska.

The division has received national attention and accolades for its 1332 waiver of the ACA and its concurrent Alaska Reinsurance Program, which were created to avert an individual health care market collapse. The first in the nation, the division's 1332 innovation waiver for reinsurance will bring \$322 million to the state over its five year term, which helps offset costs of care for Alaskans with large medical claims. Division staff participated in training forums with the Centers for Medicare and Medicaid Services, along with other federal and state partners to discuss ways states can increase choice and competition within their insurance markets, while protecting consumers. Alaska's unique approach is now being followed by several other states.

The Division of Insurance is proud of the positive impact we have had on stabilizing the individual health care market in the state, our consumer protection efforts, and our work to strengthen the competitive insurance market. The division continues to remain actively engaged with our federal congressional delegation as health care policy changes unfold at the national level. Though we continue to face many challenges due to our small population and relative geographic isolation, we are committed to fostering economic growth and improved access to affordable health care through a robust insurance market in the state.

We thank the department, the administration, and the Legislature for their continued support. We pledge to continue our efforts to make the Alaska insurance market function effectively and to never forget those we serve or our reason for existing: to protect the consumers of Alaska.

Respectfully submitted,



Lori Wing-Heier
Director

Alaska Division of Insurance Organizational Chart

Financial Reports and Audits enforces statutes and regulations on tax and surplus lines; collects premium tax revenue for the state; conducts premium tax audits of surplus lines broker licensees; and proposes necessary changes to statutes and regulations for a healthy marketplace and protection of the public.

Consumer Services investigates consumer inquiries and complaints against insurance companies and producers to help ensure fair treatment to policyholders.

Investigations investigates fraudulent insurance activity and operation without a license or certificate of authority; liaises with federal, state, and municipal law enforcement agencies.

Licensing administers the licensing and continuing education requirements for all persons seeking insurance licensure in Alaska.

Administration establishes division policies and procedures; directs and supports activities of the division.

Governor

Commissioner

Deputy Commissioner

Director

Deputy Director

Actuarial/Filings provides information and analysis on all types of insurance to other sections; ensures that policy language accurately reflects benefits; ensures that rates are not excessive, inadequate, or unfairly discriminatory; and ensures that forms are not deceptive or misleading.

Market Regulation monitors all regulated entities in the Alaska insurance market for compliance with Alaska laws and regulations, using targeted examinations or market analysis.

Actuaries assist in monitoring insurers' solvency and compliance with Alaska laws; conduct insurer examinations; and collect and analyze data to develop more effective insurance regulation.

Financial Examinations enforces financial solvency-related statutes and regulations; conducts company and agency financial analyses and examinations; issues certificates of authority to domestic insurers and companies admitted to do business in Alaska; reviews purchasing group applications; reviews certificate of authority amendments; and recommends appropriate regulatory actions against violators of Alaska insurance laws and regulations.

Financial Reports and Audits

Consumer Services

Investigations

Licensing

Property and Casualty

Life and Health

Administration

Financial Examinations

ANNUAL REPORT 2019

REVENUE

Revenue, Appropriations, Expenditures 5
Total Premiums Written 5
Premium Tax Rates 6
Tax Credit 6

ADMINISTRATIVE

Legislation 8
Bulletins 8
Regulatory Orders 8
Regulatory Adoption Orders 8
Disciplinary Orders 9

CONSUMER COMPLAINTS AND INVESTIGATIONS

Complaints by Line of Coverage 11
Reason for Complaints 11
Complaint Cases by Year 11
Complaint Outcomes 12
Companies with Five or More Complaints 12
Investigations 12
Consumer Satisfaction Survey 13

ACTUARIAL

Rates and Forms 15
Advisory Organizations 15
Rating and Joint Underwriting Organizations 16
Alaska Automobile Plan 17
Workers Compensation Assigned Risk Plan 18

PRODUCER LICENSING

Licensing Statistics by Class 19
Resident Licensing Examinations 20
Financial Examinations 20

COMPANY CERTIFICATE OF AUTHORITY

Admitted by Type 22
New Admitted Insurers 22
Domestic Insurers 22
Mergers and Surrenders 23
Suspension and Revocation Orders 23
Redomestications 23
Name Changes 24
Authority Amendments 24

LIFE INSURERS

Recap 26
Fraternal 26
Admitted Companies 27-31
Life Market Share 32
Annuity Market Share 33
Total Business 34-42

HEALTH INSURERS

Recap 44
Claims Survey 44
Individual 45
Group 46
Admitted Companies 47
Market Share 48-49
Total Business 50-54

PROPERTY/CASUALTY INSURERS

Recap 56
Admitted Companies 57-64
Market Share 65-72
Total Business 73-80
Title Companies 80

SURPLUS LINES, UNAUTHORIZED, NONADMITTED

Surplus Lines Premiums 82
Premium Tax Audits 82
Unauthorized and Independently Procured Premiums and Taxes 83
Non-Admitted Premiums and Taxes 84

GUARANTY ASSOCIATIONS

Alaska Insurance Guaranty Association 85-86
Alaska Life and Health Insurance Guaranty Association 87

RISK RETENTION GROUPS 88

PURCHASING GROUPS 89-90

CONSUMER INFORMATION 91

CONTACT THE DIVISION OF INSURANCE 91

REVENUE, APPROPRIATION, AND EXPENDITURE

FISCAL YEAR	2015	2016	2017	2018	2019
Fees	9,954,515*	12,287,577	10,551,931	10,596,987	13,268,472
Taxes & Penalties	64,121,903**	61,842,174**	60,337,563	69,758,743	71,862,055
Total Revenue	74,076,418	75,711,859	70,889,269	82,142,729	91,079,204***
Appropriation	7,287,700	7,101,800	7,095,000	7,148,000	7,239,600
Expenditure	6,804,181	4,122,354	6,672,070	6,623,880	6,891,083

*Collected as of 1/7/15 from the Alaska State Accounting System (AKSAS). Includes \$1.0 million of carry-forward revenues from prior fiscal year.

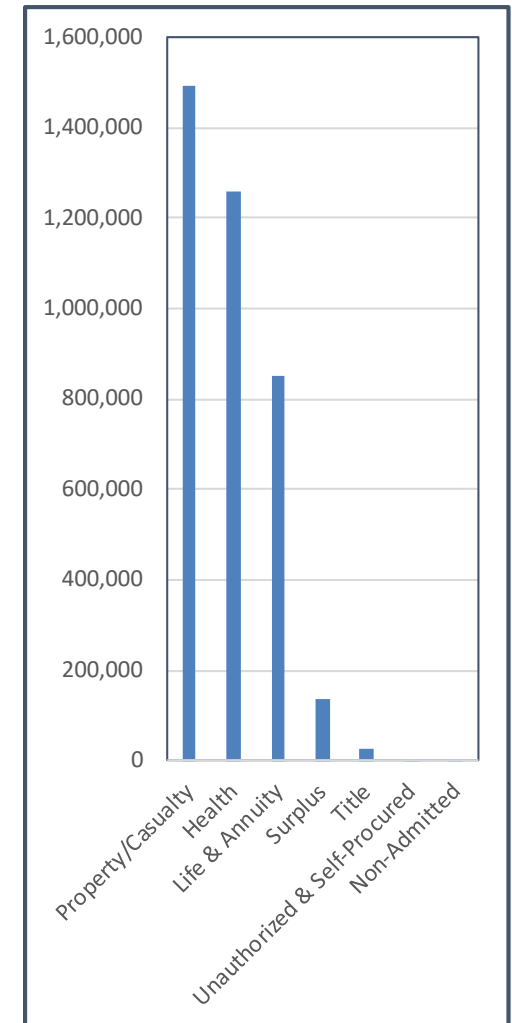
**Includes Workers Compensation tax transferred to Dept. of Labor.

***Includes Workers Compensation Tax transferred to Dept. of Labor in the amount of \$5,907,327 and a onetime settlement of \$16,550,000.

TOTAL PREMIUMS WRITTEN (\$000)

CALENDAR YEAR	2014	2015	2016	2017	2018
Property/Casualty includes Risk Retention Groups and Automobile Service Corporations	1,629,604	1,555,269	1,460,966	1,460,917	1,492,544
Health includes Hospital and Medical Service Corporations, Fraternal, Life, and Property & Casualty	964,092	1,136,051	1,189,741	1,219,400	1,263,607
Life & Annuity includes Fraternal	1,292,158	921,393	796,433	831,518	849,575
Title	27,198	32,493	31,245	31,270	28,280
Surplus includes Wet Marine	129,445	126,207	122,569	122,189	137,708
Unauthorized & Self-Procured Direct Placement	1,202	1,289	2,311	1,325	1,409
Non-Admitted	861	754	742	783	681
Total	4,044,560	3,773,456	3,604,007	3,667,402	3,773,804

2018 PREMIUMS BY LINE



PREMIUM TAX RATES

ADMITTED	%
Domestic and Foreign Life, Health, Property/ Casualty, and Risk Retention Groups Except Wet Marine and Transportation (Total direct premiums less dividends/returns)	2.70
Individual Life (Premium up to \$100,000) (Premium in excess of \$100,000)	2.70 0.08
Hospital and Medical Service Corporations (Gross premiums less claims paid)	6.00
Wet Marine and Transportation (Gross underwriting profit)	0.75
Automobile Service Corporations (Total direct premiums less dividends/returns)	2.70
Title (Gross premium)	1.00
Multiple Employer Welfare Arrangements (Total contributions less excess of loss and pass through premiums)	2.70

SURPLUS LINES

Property/Casualty Except Wet Marine and Transportation (Gross premiums less returned premiums)	2.70
Wet Marine and Transportation (Gross premiums)	0.75
Filing Fee for all Surplus Lines Transactions (Gross premiums less returned premiums)	1.00

UNAUTHORIZED AND INDEPENDENTLY PROCURED

Wet Marine and Transportation (Gross premiums)	0.75
All Other Lines (Gross premiums)	3.70

TAX CREDITS CLAIMED 2018

	CONTRIBUTION	CREDIT CLAIMED
Education AS 21.96.070	\$1,000	\$500
Alaska Fire Standards Council AS 21.96.075	\$0	\$0
Film AS 21.09.210	N/A	\$512,649

LATE PAYMENT FEE

Late fees are assessed at \$50 per month + 5% of the tax due per month or part of a month, up to a maximum of \$250 + 25% of the tax due and interest of 1% per month or part of a month.

If payment is not received by the Automated Clearing House payment method through OPTins, a penalty of 25% of the tax due is assessed, with a minimum of \$100 and maximum of \$2,000.

TAX CREDITS

Available for education, film, and Alaska Fire Standards Council contributions.

ADMINISTRATIVE

Legislation **8**

Bulletins **8**

Regulatory Orders **8**

Regulatory Adoption Orders **8**

Disciplinary Orders **9**

LEGISLATION PASSED IN 2019

HB 78	An Act relating to insurance; relating to an insurer's corporate governance; relating to insurance holding companies and insurance company holding systems; amending Rule 26, Alaska Rules of Civil Procedure, and Rules 402 and 501, Alaska Rules of Evidence; and providing for an effective date.
SCR 6	Suspending Rules 24(c), 35, 41(b), and 42(e), Uniform Rules of the Alaska State Legislature, concerning House Bill No. 78, relating to insurance; relating to an insurer's corporate annual disclosure; and relating to insurance company holding systems.

REGULATORY ORDERS FY 2019

R 18-03	Order Adopting Protection Provided by the Alaska Life and Health Insurance Guaranty Association
R 18-04	NCCI Loss Cost Filing Approval Order
R 19-01	Order Authorizing Placement of Workers' Compensation Coverage with a Nonadmitted Insurer
R 19-02	Order Authorizing Placement of Workers' Compensation Coverage with a Nonadmitted Insurer

REGULATORY ADOPTION ORDERS FY 2019

RA 18-01	Adopting Changes to the Regulations Dealing with the Alaska Reinsurance Program
RA 18-02	Adopting Changes to the Regulations Dealing with Medicare Supplement Plans
RA 19-01	Adopting Changes to the Regulations Dealing with the Definition of Individual Life Insurance

BULLETINS FY 2019

B 18-14	Membership agreement - Enrollment of individuals who will be utilizing air ambulance services without a waiting period
B 18-15	Fair treatment of consumers following the Anchorage earthquake on November 30, 2018 (<i>Superseded by B18-16</i>)
B 18-16	Fair treatment of consumers following the Anchorage earthquake on November 30, 2018
B 18-17	Dominant Cause of Loss – Coverages available to consumers without earthquake insurance, for their losses related to the November 30, 2018, 7.0 earthquake impacting Southcentral Alaska
B 19-01	Eligible Surplus Lines Insurers in the State of Alaska
B 19-02	Health Care Coverage Issued Through Association Health Plans
B 19-03	Exempt Independent Adjuster License Expiration
B 19-04	Annual Survey on Health Insurance
B 19-05	Non-Grandfathered Plan Extended Transition
B 19-06	Adopting MACRA Changes to Medicare Supplement Regulations of the Division of Insurance
B 19-07	Notice of Protection Provided by The Alaska Life and Health Insurance Guaranty Association
B 19-08	Transition Date for Health Care External Review Process

DISCIPLINARY ORDERS FY 2019

<p>D18-03 Harley Laboda</p>	<p>Laboda's violation of AS 21.27.025(a) is grounds for the director to deny, nonrenew, suspend, or revoke a license under AS 21.27.025(b). Under AS 21.27.410 and AS 21.27.025, the producer license number 100143367 issued to Harley Laboda is REVOKED.</p>
<p>D18-04 Ninotchka Marie Snow</p>	<p>Under AS 21.27.410 and AS 21.27.025, the producer license number 0100127499 issued to Ninotchka Marie Snow is REVOKED. This order constitutes the final order in this matter.</p>
<p>D18-06 McLarens Young International, Inc.</p>	<p>McLarens agrees to pay a civil penalty under AS 21.27.440 in the amount of \$22,648.54 for the unlicensed activity that occurred between February 13, 2018 and April 20, 2018, with \$11,648.54 suspended. The unsuspended penalty of \$11,000.00 is payable within six months from the time McLarens has been notified that the director has signed the order approving this agreement.</p>
<p>D19-01 M J Hall & Co of Alaska Inc.</p>	<p>For the TA 18-06 audit violation, M J Hall agrees to pay a civil penalty under AS 21.34.230 in the amount of \$5,000. The penalty of \$5,000 is payable within three months of the date that M J Hall is notified that the director has signed the order approving this agreement.</p>
<p>D19-02 Makina Health and Benveo</p>	<p>Makina Health is ordered to cease and desist from operating any MEWA directly or indirectly or acting as an insurance producer, insurer, third party administrator or any other capacity in the state of Alaska for which they do not hold a valid license, permit, registration, or Certificate of Authority.</p>

CONSUMER COMPLAINTS AND INVESTIGATIONS

Complaints By Line of Coverage **11**

Reason For Complaints **11**

Complaint Cases By Year **11**

Complaint Outcomes **12**

Companies with Five or More Complaints **12**

Investigations **12**

Consumer Satisfaction Survey **13**

CONSUMER COMPLAINTS 2018

Complaints by Line*	
Auto	43
Commercial	1
Motorcycle	1
Private Passenger	41
Group Private Passenger	0
Homeowners	16
Homeowners	14
Condo/Townhouse	2
Accident/Health	35
Credit	0
Group	20
Individual	15
Life & Annuity	12
Credit Life	0
Group Annuity	3
Group Life	0
Individual Life	9
Miscellaneous	9
Workers' Compensation	2
Watercraft	3
Ocean Marine	4
State Specific	0
Fire Allied & CMP	4
Commercial Multi-Peril	3
Builders Risk	1
Total Complaints by Line	120

Reason for Complaint*	
Underwriting	21
Cancellation	6
Unfair Discrimination	1
Refusal to Insure	2
Surcharge	1
Premium & Rating	11
Policyholder Services	32
Cash Value	3
Coverage Question	6
Delays/No Response	5
Notice Requirements	1
Payment not Credited	1
Policy Delivery	4
Premium Notice/Billing	8
Premium Refund	3
Premium Subsidy	1
Marketing/Sales	14
Failure to Submit an Application	3
Fraud and Forgery	1
Health Privacy	1
High-Pressure Tactics	1
Misrepresentation	2
Misstatement on Application	2
Premiums Misquoted	1
Summary of Benefits	1
Suitability	1
Subrogation	1

Reason for Complaint*	
Claims Handling	78
Adjuster Handling	4
Claim Recoding/Bundling	1
Comparative Negligence	3
Co-pay Issues	2
Delays	15
Denial of Claim	35
Emergency Services	1
Internal Appeal	1
Laboratory Services	1
Medical Necessity	5
No Preauthorization	3
Out-of-Network Benefits	3
Pharmacy Benefits	1
Prompt Pay	2
Provider Availability	1
Unsatisfactory Settlement/Offer	20
Usual, Customary, Reasonable Charges	2
Total Reasons for Complaints	264

* Multiple reasons may be assigned to a single complaint.

Complaint Cases by Year

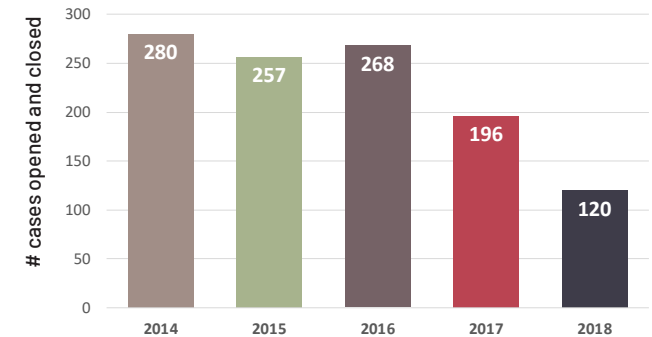
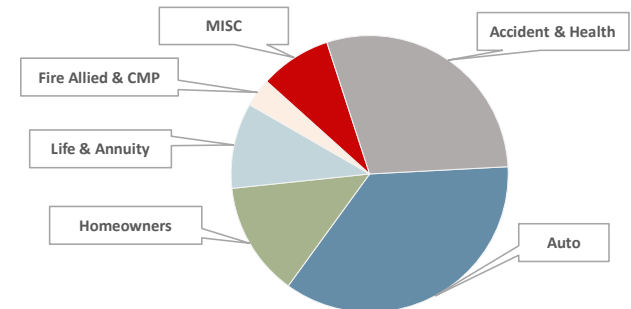
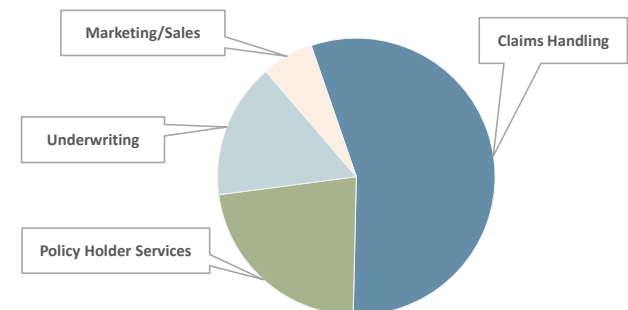


Chart reflects total complaints received yearly.
There were 120 were reportable to NAIC for 2018.

Complaints by Line



Complaint Reasons



CONSUMER COMPLAINTS 2018

Companies with Five or More Complaints

	Alaska Direct Premiums (\$000)				% of AK Market	Expected # Based on % of Market**	Actual # of Complaints	Actual as % of Total
	Life	Health	P&C	Total				
Allstate Ins Group	2,333	1,243	102,036	105,612	2.7%	3	6	5.0%
Berkshire Hathaway Group	3	-	118,826	118,829	3.0%	4	9	7.5%
Country Ins Group	2,258	119	33,814	36,190	0.9%	1	6	5.0%
Premera Blue Cross Group	1	899,287	-	899,288	23.1%	28	15	12.5%
Progressive Group	-	-	59,651	59,651	1.5%	2	10	8.3%
State Farm	15,469	-	235,137	250,606	6.4%	8	15	12.5%
United Serv Automobile Assn Grp	5,106	834	134,235	140,175	3.6%	4	6	5.0%
United Healthcare Group	40	45,547	-	45,587	1.2%	1	12	10.0%
Total Companies 5+ Complaints				1,655,937	42.4%	51	79	65.8%
Total All Other Companies				2,245,159	57.6%	69	41	34.2%
Total - All Licensed Companies				\$3,901,096	100.0%	100.0%	120	100.0%

Compiled using NAIC Standard Complaint Data Guidelines.

**The anticipated number of complaints based on the company's total premium written in Alaska.

***Those that had four or fewer complaints.

Consumer services assisted in the recovery of \$223,892.55 for consumer complaints initiated in 2019.

In FY 2019, the Investigations Unit referred nine cases for prosecution and successfully prosecuted three cases in Alaska State Court.

Outcome

Claim Re-Opened	1
Claim Settled	4
Company Position Upheld	66
Company Position Overturned	4
Compromised Settlement/Resolution	33
Contract Provision/Legal Issue	18
No Action Requested/ Required	1
Total	127

Note: More than one may be selected

INVESTIGATIONS FY 2019

Type of Case	Cases Opened	Cases Closed	Convictions	Warning Letters	Licensing Actions
Agent Fraud	4	4			
Bail Bonds					
Case Assessment	4	5			
Claimant Fraud	33	29	2	11	
Ins. Doc. Fraud	3	2	1		
License Applicant					
Med. Care Prov. Fraud					
Op. W/O License	2	1			
Other Agency Assist					
Total Cases	46	41	3	11	

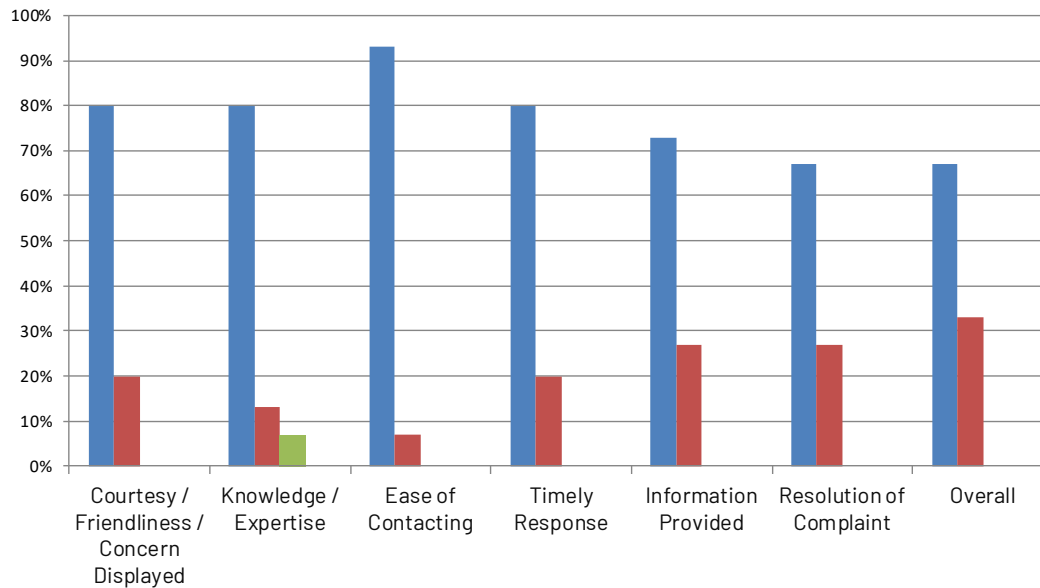
Note: 13 cases closed from prior years

CONSUMER SATISFACTION SURVEY 2018

The survey was sent to consumers after they contacted the division and filed a complaint regarding an insurance company.

How satisfied are you with the service provided by the Division of Insurance?

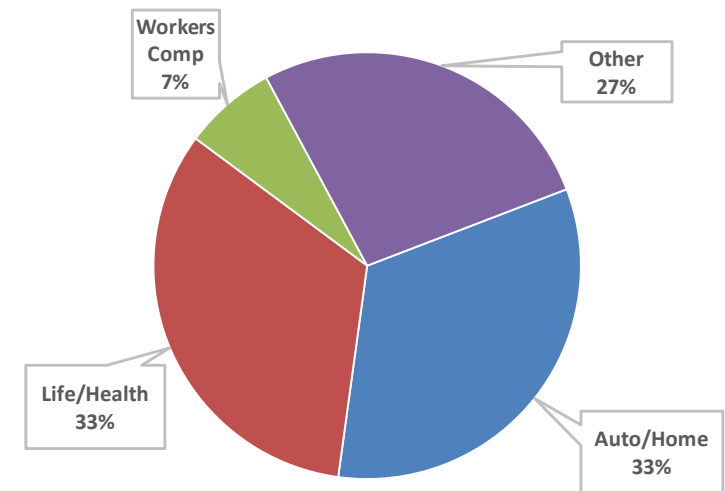
	Very Satisfied	Somewhat Satisfied	Somewhat Dissatisfied	Very Dissatisfied	Responses
Courtesy / Friendliness / Concern Displayed	12	3	0	0	15
Knowledge / Expertise	12	2	1	0	15
Ease of Contacting	14	1	0	0	15
Timely Response	12	3	0	0	15
Information Provided	11	4	1	0	15
Resolution of Complaint	10	5	0	0	15
Overall	10	5	0	0	15



■ Very Satisfied
 ■ Somewhat Satisfied
 ■ Somewhat Dissatisfied
 ■ Very Dissatisfied

What is your complaint about?

		Responses
Home / Auto	33%	5
Life / Health	33%	5
Workers Comp	7%	1
Other	27%	4
Total		15



ACTUARIAL

Rates and Forms **15**

Advisory Organizations **15**

Rating Organizations **16**

Joint Underwriting Organizations **16**

Alaska Automobile Plan **17**

Workers Compensation Assigned Risk Plan **18**

RATES & FORMS 2018

Filings Received

Approved	1,233
Authorized	1,223
Disapproved	50
Withdrawn	309
Other	786
Total	3,601

*Many of the filings in this category have been questioned and are pending responses from insurers to correct deficiencies.

ADVISORY ORGANIZATIONS

Advisory organizations, licensed by the division under AS 21.39.100, are organizations of insurers that assist insurers and rating organizations in rate making by collecting and furnishing loss and loss expense statistics or by submitting recommended rates or loss costs to the division. Advisory organizations include entities referred to elsewhere as statistical agents. Advisory organizations do not make filings on behalf of insurers.

RATING ORGANIZATIONS

Rating organizations, licensed by the division under AS 21.39.060, make filings on behalf of insurers. Rating organizations may file policy forms, manual rules, loss costs, or final rates on behalf of member and subscriber insurers and must allow all insurers that desire to become members to do so. All rating organizations and insurers may cooperate in rate making to the extent permitted under AS 21.39.

JOINT UNDERWRITING ORGANIZATIONS

Joint underwriting organizations are groups of insurers formed to insure a specific risk (e.g. aviation, pollution, or large marine) that would otherwise be too large for one insurer to insure. Each individual insurer assumes a portion of the risk. Joint underwriting organizations are not licensed by the division but are subject to regulation under AS 21.39.110.

ADVISORY ORGANIZATIONS

Organization	Contact	Address	Phone, Fax	Agent for Service	Address	Last Exam on File
Hwy Loss Data Institute	Michele Fields, General Counsel	1005 North Glebe Rd Arlington, VA 22201-4571	T: (703) 247-1600 F: (703) 247-1595	Christina Lockett	9360 Glacier Hwy, Ste 202 Juneau, AK 99801	N/A
Independent Statistical Service (Subsidiary of Property Casualty Insurers Association of America)	Susan Miller, Senior Vice President & General Manager	8700 W. Bryn Mawr Ste 1200S Chicago, IL 60631-3512	T: (847) 553-3626 F: (847) 297-5064	Corporation Service Company	9360 Glacier Hwy, Ste 202 Juneau, AK 99801	12/31/2017 Multi-state led by IL
ISO Data, Inc.	Mary Van Sise, Asst Vice President Govt Relations	545 Washington Blvd Jersey City, NJ 07310-1686	T: (201) 469-2652	United States Corp. Co.	9360 Glacier Hwy, Ste 202 Juneau, AK 99801	12/31/2016 Multi-state led by NJ
National Independent Statistical Service	David H. Conrad, President	PO Box 68950 Indianapolis, IN 46268-0950	T: (317) 876-6200 F: (317) 876-6210	Delores Owen	9360 Glacier Hwy, Ste 202 Juneau, AK 99801	12/31/2011 Multi-state by IN
Oden A West Business	Sylvia Chipp Insall	7645 East 63rd St, Ste 200 Tulsa, OK 74133-1208	T: (918) 556-5305 F: (918) 610-9985	Corporation Service Company	9360 Glacier Hwy, Ste 202 Juneau, AK 99801	N/A

RATING ORGANIZATIONS

Organization	Contact	Address	Phone, Fax	Agent for Service	Address	Last Exam on File	License Expires
AIPSO	David L. Kohlhammer, President	302 Central Ave Johnston, Rhode Island 02919	T: (401) 946-2310 F: (401) 528-1350	Corporation Service Company	9360 Glacier Hwy, Ste 202 Juneau, AK 99801	06/30/2014 Multi-state led by RI	12/31/2020
American Association of Insurance Services	Kevin Ross, Senior Director of Government Affairs	701 Warrenville Rd. Ste 100 Lisle, IL 60532	T: (630) 681-8347 F: (630) 681-8356	Tessa Wilson Umialik Insurance Company	1901 S. Bragaw, Ste 100 Anchorage, AK 99508	12/31/2015 Multi-state led by IL	11/30/2020
Arity, LLC	Tara Kozlowski, Director	222 W Merchandise Mart Plaza, Ste 875 Chicago, IL 60654	T: (313) 383-5000	CT Corporation System	9360 Glacier Hwy, Ste 202 Juneau, AK 99801	N/A	08/23/2020
Cambridge Mobile Telematics, Inc.	Lexi Janssen, Senior Compliance Specialist	101 Main Street 14th Floor Cambridge, MA 02142	T: (440) 823-7493	CT Corporation System	9360 Glacier Hwy, Ste 202 Juneau, AK 99801	N/A	08/23/2021
Insurance Services Office, Inc.	Gerard Wendelken, Senior Consultant National Affairs	545 Washington Blvd Jersey City, NJ 07310-1686	T: (201) 469-2648 F: (201) 469-4011	United States Corporation Company	9360 Glacier Hwy Ste 202 Juneau, AK 99801	12/31/2016 Multi-state led by NJ	12/31/2021
National Council on Compensation Insurance	Todd Johnson, State Relations Executive	901 Peninsula Corporate Circle Boca Raton, FL 33487	T: (561) 893-3814	CT Corporation System	9360 Glacier Hwy Ste 202 Juneau, AK 99801	12/31/2015 Multi-state led by FL, GA, ME, MD	02/17/2021
The Surety & Fidelity Association of America	Barbara Feiff, Vice President of Operations	1140 19th Street NW Ste 500 Washington, DC 20036	T: (202) 463-0600 F: (202) 463-0606	C. Russell Lewis, Esq. Oles, Morrison, Rinker & Baker	745 West Fourth Ave Ste 502 Anchorage, AK 99501	12/31/2017 Multi-state by DC	12/16/2022

JOINT UNDERWRITING ORGANIZATIONS

Organization	Contact	Address	Phone, Fax	Last Exam on File
American Nuclear Insurers	Michael P. Cass, VP and Gen Counsel	95 Glastonbury Blvd Glastonbury, CT 06033	T: (860) 682-1301 F: (860) 639-0002	12/31/1979 by CT
Associated Aviation Underwriters	Anthony R. Moschetta, VP and Gen Counsel	51 John F. Kennedy Pkwy Short Hills, NJ 07078	T: (973) 379-0941	11/30/2001 by NJ
Registered Mail Insurance Association	John L. Comeau, Vice President	100 William St 3rd Floor New York, NY 10038	T: (212) 425-1470	09/30/1985 by FL
United States Aircraft Insurance Group	Nicholas Canelos, SVP, General Counsel, and Secretary	125 Broad St, 6th Floor New York, NY 10004	T: (212) 859-3952	N/A

ALASKA AUTOMOBILE PLAN

The Alaska Automobile Plan offers insurance for vehicle owners and operators unable to obtain insurance on a voluntary basis. Private passenger auto policy applications are submitted to the Automobile Insurance Plan Service Office, a nonprofit management organization for groups administering the residual market, either directly or through an insurance agent, who then assigns the policies to insurers in proportion to each insurer's voluntary market share.

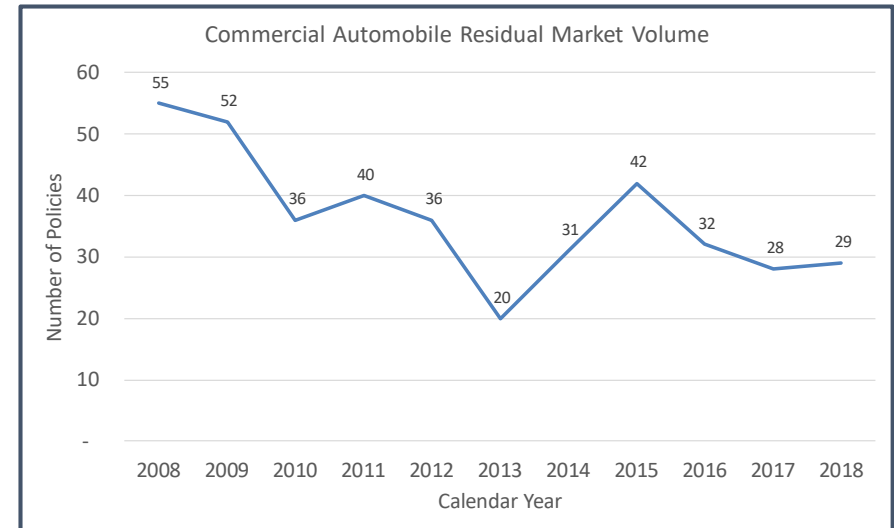
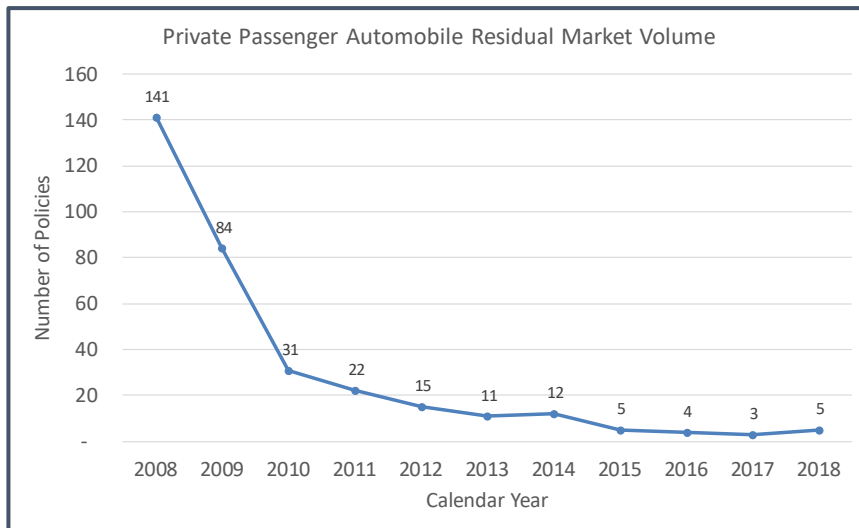
Commercial auto insurance is organized under a servicing carrier program. Currently, all commercial auto assigned risk business is handled by Progressive Casualty Insurance Company and all commercial auto insurers share in the profit or loss of this business based upon each insurer's voluntary market share.

The number of residual market policies in both the Private Passenger and Commercial Auto categories has decreased significantly in the past number of years, from the most

recent peak in 2003, to 5 and 29 respectively in 2018. The long-term depopulation of the residual market is due in large part to insurers' increasing ability to accurately rate potential customers and collect adequate premium for the risk associated with each individual, allowing customers that would previously have been destined for the residual market to now be written in the voluntary market. The long-term downward trend in the Commercial Auto residual market has leveled off in recent years reflecting the reality that certain types of commercial auto risk remain undesirable to insurers due to the hazardous nature of their work.

For 2018, the premium volume and number of policies in the Private Passenger Auto residual market is an insignificant portion of the total Private Passenger Auto market in Alaska. The premium associated with the 29 Commercial Auto residual market policies represents less than 0.5% of the total premium for all Commercial Auto policies.

AUTOMOBILE RESIDUAL MARKET VOLUME

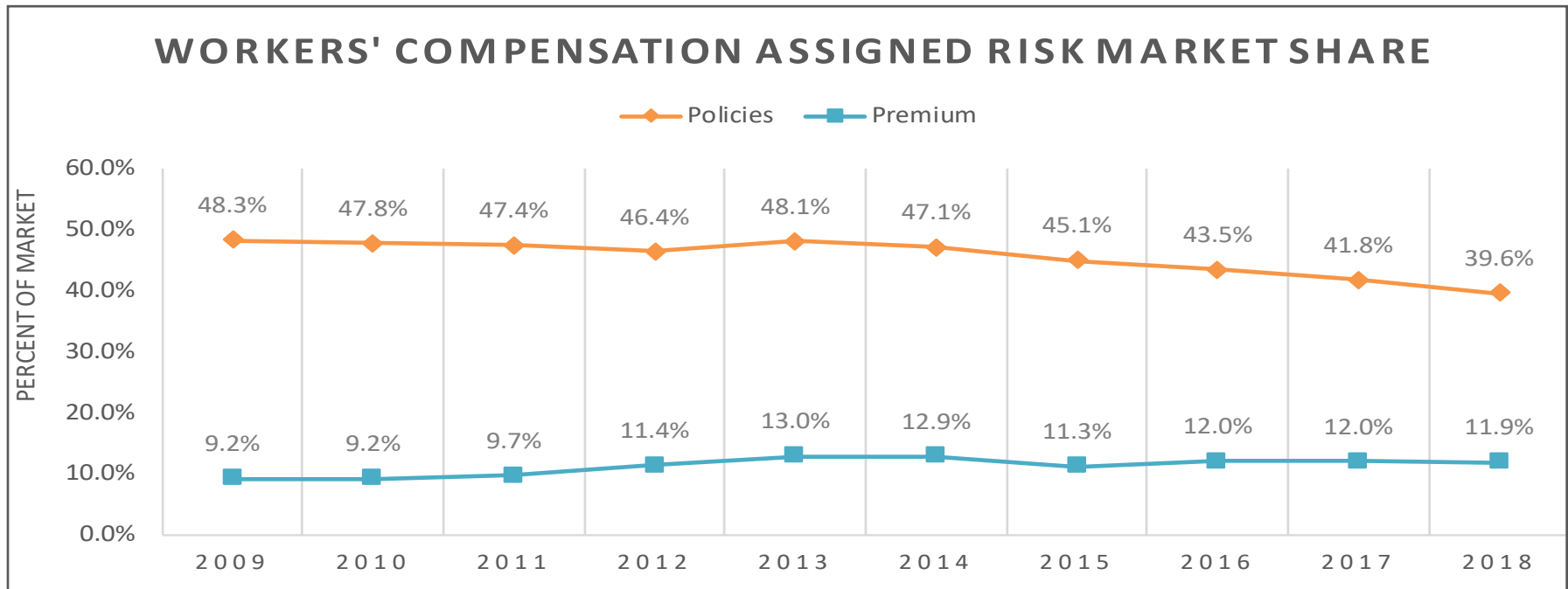


WORKERS' COMPENSATION ASSIGNED RISK PLAN

Employers who are declined coverage by two non-affiliated insurers may obtain insurance through the Workers' Compensation Assigned Risk Plan either by assignment to a servicing carrier or to a direct assignment carrier. From January 1, 2018, through December 31, 2020, the servicing carriers are Alaska National Insurance Company, LM Insurance Corporation, AmGUARD Insurance Company, and Travelers Property Casualty Company of America. American Interstate Insurance Company is a direct assignment carrier. A direct assignment carrier is assigned policies in proportion to its voluntary market share while all other insurers share in the profit or loss of the policies assigned to the servicing carriers based upon each insurer's voluntary market share.

For 2018, the 7,163 assigned risk policies made up 39.6% of all workers' compensation policies. The \$35.6 million in premium was approximately 11.9% of total workers' compensation premium. Of the 7,163 assigned risk policies, approximately 4,700 had premiums less than \$2,500.

The market share of assigned risk policies, by policy count, peaked in 2003, and has generally exhibited a gradual decreasing trend since then. The market share by premium volume has exhibited a somewhat cyclical pattern over that time, reflecting changes in the mix of the size of assigned risk policyholders over time. For example, the decrease from 12.9% premium share in 2014 to 11.3% premium share in 2015 was driven by a decrease in the number of the largest policyholders (by premium size) that are seeking coverage in the assigned risk market. Similarly, the subsequent increases in 2016 were driven by an increase in the number of the largest policyholders.



PRODUCER LICENSING

Licensing Statistics by Class 20
Resident Licensing Examinations 21

COMPANY CERTIFICATE OF AUTHORITY

Financial Exams 21
Admitted By Type 22
New Admitted Insurers 22
Domestic Insurers 22
Mergers and Surrenders 23
Suspension and Revocation Orders 23
Redomestications 23
Name Changes 24
Authority Amendments 24

LICENSING STATISTICS BY CLASS 2018

Class	Nonresident			Resident			Total
	Business	Individual	Total	Business	Individual	Total	
Bail Bond Limited Producer	2	2	4	2	7	9	13
Credit Insurance Limited Producer	0	28	28	0	148	148	176
Crop Insurance Limited Producer	8	1	9	31	0	31	40
Exempt Independent Adjuster	0	3	3	0	0	0	3
Exempt Managing General Agent	37	3	40	0	0	0	40
Exempt Motor Vehicle Employee	0	10	10	0	645	645	655
Exempt Reinsurance Intermediary Broker	9	0	9	0	0	0	9
Exempt Reinsurance Intermediary Manager	1	0	1	0	0	0	1
Exempt Third Party Administrator	238	0	238	6	0	6	244
Independent Adjuster	167	7,661	7,828	10	126	136	7,964
Independent Portable Electronics Adjuster	2	171	173	0	0	0	173
Insurance Producer	3,671	56,557	60,228	199	2,036	2,235	62,463
Managing General Agent	12	12	24	2	19	21	45
Motor Vehicle Rental Limited Producer	2	2	4	8	12	20	24
Motor Vehicle Service Contract Administrator	19	0	19	0	0	0	19
Motor Vehicle Service Contract Provider	73	0	73	1	0	1	74
Nonresident Limited Producer	1	5	6	0	0	0	6
Portable Electronics Limited Producer	15	19	34	1	0	1	35
Reinsurance Intermediary Broker	7	7	14	0	0	0	14
Reinsurance Intermediary Manager	1	2	3	0	0	0	3
Surplus Lines Broker	583	1,334	1,917	15	103	118	2,035
Third Party Administrator	106	117	223	0	0	0	223
Title Insurance Limited Producer	0	0	0	13	201	214	214
Trainee Independent Adjuster	0	0	0	0	5	5	5
Travel Insurance Limited Producer	59	377	436	16	18	34	470
Viatical Settlement Broker	2	2	4	0	0	0	4
Viatical Settlement Provider	2	3	5	0	1	1	6
Grand Total	5,017	66,316	71,333	304	3,321	3,625	74,958

RESIDENT LICENSING EXAMINATIONS 2018

Exam Type	First-Time Test Takers			Repeat Test Takers			Total		
	Total	Pass #	Pass Rate	Total	Pass #	Pass Rate	Total	Pass #	Pass Rate
Adjuster	230	116	50%	169	67	40%	399	183	46%
Bail Bond	2	0	0%	4	2	50%	6	2	33%
Casualty	135	75	56%	82	45	44%	217	120	55%
Credit	29	16	55%	20	13	65%	49	29	41%
Accident & Health	172	81	47%	104	45	43%	276	126	54%
Life	211	118	56%	106	60	57%	317	178	44%
Personal Lines	11	6	55%	12	5	42%	23	11	48%
Property	134	69	51%	106	49	46%	240	118	51%
Surplus Lines	8	7	88%	1	1	100%	9	8	89%
Title	16	13	81%	8	6	75%	24	19	79%
Total	950	502	53%	613	294	48%	1,563	796	51%

All exams administered by Pearson Vue, Inc.

FINANCIAL EXAMS FY 2019

Exam #	Company Name	Exam Call	Public Report
FE 18-01	ARECA Insurance Exchange	6/14/2019	5/23/2019

ADMITTED BY TYPE FY 2019

	Foreign	Domestic
Automobile Service Corporations	13	0
Fraternal	6	0
Health	27	0
Hospital and Medical Service Corporation	1	0
Life, Annuity & Health	353	0
Multiple Employer Welfare Arrangement (MEWA)	1	1
Property & Casualty	658	4
Title	10	0
Total	1,112	6

NEW ADMITTED INSURERS FY 2019

Property/Casualty*

16109	Star Specialty Insurance Company
16942	MMIC Insurance, Inc.
12522	Agents National Title Insurance Company
18468	Indemnity National Insurance Company
16186	Vault Reciprocal Exchange
33480	Clermont Insurance Company
15350	West Bend Mutual Insurance Company
11347	SFM Mutual Insurance Company
16070	Cronus Insurance Company

Life/Health*

15621	Clear Spring Life Insurance Company
92622	Western & Southern Life Insurance Company
61115	Atlantic Coast Life Insurance Company
60176	SBLI USA Life Insurance Company
68845	Shenandoah Life Insurance Company

*NAIC Company Codes and Company Names Listed

DOMESTIC INSURERS

Name	Address	Telephone	Lines	Authorized
Alaska National Insurance Company	7001 Jewel Lake Rd Anchorage, AK 99502-2800	(907) 248-2642	Health, Property, Casualty, Surety, Marine, Wet Marine, Transportation	09/30/1980
Alaska Timber Insurance Exchange	2417 Tongass Ave, Ste 214 Ketchikan, AK 99901	(907) 225-9451	Property, Casualty (excluding Vehicle)	03/28/1980
ARECA Insurance Exchange	703 West Tudor Rd, Ste 200 Anchorage, AK 99503-6650	(907) 771-5700	Health, Property, Casualty, Surety, Marine, Wet Marine, Transportation	12/30/1983
Tongass Timber Trust	111 Stedman St, Ste 200 Ketchikan, AK 99901-6599	(907) 225-6114	Health	05/31/2005
Umialik Insurance Company	3301 C St, Ste 300 Anchorage, AK 99503	(907) 338-5445 (952) 835-5350	Health, Property, Casualty, Surety, Marine, Wet Marine, Transportation	06/10/1981

MERGERS AND SURRENDERS 2018

AK ID	Company Name	Action	Effective
20532	Clarendon National Insurance Company	Merged Into 12157	03/26/2018
60380	American Family Life Assurance Co of Columbus	Merged Into 16046	4/1/2018
15873	United Guaranty Residential Insurance Co	Merged Into 26999	11/07/2018
97136	Metropolitan Tower Life Insurance Company	Merged Into 63665	11/07/2018
93742	Securian Life Insurance Company	Merged Into 65811	12/31/2018
10484	American Traveler Motor Club Incorporated	Surrendered	01/18/2018
8126	Titan Indemnity Company	Surrendered	6/14/2018
11130	Aioi Nissay Dowa Insurance Company of America	Surrendered	12/7/2018

REDOMESTICATIONS 2018

AK ID	Company Name	From	To	Effective
13604	Starr Surplus Lines Insurance Company	IL	TX	1/1/2018
97136	Metropolitan Tower Life Insurance Company	DE	NE	4/27/2018
69477	Time Insurance Company	WI	PR	12/5/2018
85561	Elips Life Insurance Company	DE	MO	11/30/2018
22250	Blueshore Insurance Company	CO	TX	11/30/2018
34347	Colonial American Casualty and Surety	MD	IL	12/31/2018
21326	Empire Fire & Marine Insurance Company	NE	IL	12/31/2018
39306	Fidelity & Deposit Company Of Maryland	MD	IL	12/31/2018
29580	Berkley Regional Insurance Company	DE	IA	12/31/2018
31325	Acadia Insurance Company	NH	IA	12/31/2018
40045	Starnet Insurance Company	DE	IA	12/31/2018
10952	Transamerica Casualty Insurance Company	OH	IA	9/30/2018
36226	United Casualty And Surety Insurance Company	MA	NE	12/27/2018
23833	@Home Insurance Company	PA	NJ	12/7/2018
69477	Time Insurance Company II	WI	PR	12/5/2018

SUSPENSION AND REVOCATION ORDERS FY 2019

Order #	NAIC #	Company Name	Action	Effective
SR 19-01a	19348	Capson Physicians Insurance Company	Suspension	01/30/2019

NAME CHANGES 2018

AK ID	Old Company Name	New Company Name	Effective
12254	Glencar Insurance Company	Omaha Indemnity Company	01/01/2018
26611	Blackboard Insurance Company	Hamilton Insurance Company	02/01/2018
39152	Service American Indemnity Company	American Healthcare Indemnity Company	05/11/2018
71153	Talcott Resolution Life and Annuity Insurance Company	Hartford Life & Annuity Ins Company	06/01/2018
88072	Talcott Resolution Life Insurance Company	Hartford Life Insurance Company	06/01/2018
93505	Talcott Resolution International Life Reassurance Corporation	Hartford International Life Reassurance Corp	06/01/2018
69604	Munich Re US Life Corporation	Allianz Life and Annuity Company	07/16/2018
15563	Clear Spring Property And Casualty Company	Seabright Insurance Company	07/17/2018
93734	Phoenix Life & Annuity Company	Nassau Life & Annuity Company	07/27/2018
93734	Nassau Life & Annuity Company	Phoenix Life & Annuity Company	07/27/2018
80055	Greenhouse Life Insurance Company	Smart Insurance Company	08/08/2018
21911	Allianz Reinsurance America, Inc.	San Francisco Reinsurance Company	09/14/2018
35432	Allianz Reinsurance America, Inc.	New Jersey Reinsurance Company	09/14/2018
67814	Phoenix Life Insurance Company	Nassau Life Insurance Company	10/10/2018
67814	Nassau Life Insurance Company	Phoenix Life Insurance Company	10/10/2018
71323	Langhorne Reinsurance (Arizona) Ltd.	Zale Life Insurance Company	11/06/2018
23752	Ascot Insurance Company	Greyhawk Insurance Company	11/21/2018
69477	Time Insurance Company	Time Insurance Company li	12/05/2018
69477	Time Insurance Company II	Time Insurance Company	12/05/2018
10019	Greystone Insurance Company	Clearwater Select Insurance Company	12/21/2018

AUTHORITY AMENDMENTS 2018

AK ID	Company Name	Authority Change	Entry Date
1716	Parker Centennial Assurance Company	Added Annuity	03/29/2018
691	Corepointe Insurance Company	Added Miscellaneous and Workers Compensation and Employers Liability	04/10/2018
10014	Sirius America Insurance Company	Added Workers Compensation and Employers Liability	04/12/2018
10109	Commercial Casualty Insurance Company	Added Workers Compensation and Employers Liability	05/23/2018
1608	Service American Indemnity Company	Added Entertainments and Miscellaneous	06/06/2018
1098	Blackboard Insurance Company	Added Workers Compensation and Employers Liability	06/28/2018
8450	Munich Re Us Life Corporation	Added Health	07/16/2018
8320	Athene Annuity and Life Company	Added Variable Annuity	07/31/2018
8320	Athene Annuity and Life Company	Added Variable Annuity	07/31/2018
8113	Physicians Insurance A Mutual Company	Added Health	09/04/2018
10525	Lexington National Insurance Corporation	Added Liability Insurance, limited to auto warranty per domicile COA	11/26/2018

LIFE INSURERS

Recap **26**

Fraternal **26**

Admitted Companies **27-31**

Life Market Share **32**

Annuity Market Share **33**

Total Business **34-42**

LIFE ANNUITY RECAP 2018 (\$000)

	Issued During the Year	In Force December 31	Life Insurance	Annuity Considerations
Ordinary	3,914,084	41,673,601	366,539	274,914
Credit Life	5,288	25,758	161	0
Group	3,355,904	26,228,885	79,527	120,543
Industrial	0	3,354	0	0
Fraternal	43,028	539,501	3,911	3,980
Total	7,318,304	68,471,098	450,138	399,437

FRATERNALS 2018 (\$000)

	NAIC #	Domi- cile	Assets	Surplus	Issued During Year	Ceased During Year	In Force End of Year	Life Insurance Premiums	Annuity Consider- ations	Claims and Benefits Paid	Divi- dends
First Cath Slovak Ladies Assn USA	56332	OH	990,544	104,383	321	0	349	1	4	0	0
Independent Order of Foresters US Br	58068	NY	3,355,744	148,106	4,620	-1,654	32,314	352	0	16	12
Knights Of Columbus	58033	CT	25,428,135	2,144,127	14,236	-3,483	57,891	295	0	120	48
Sons Of Norway	57142	MN	359,983	19,679	6,113	-785	46,086	203	166	123	5
Thrivent Financial For Lutherans	56014	WI	90,508,934	9,129,599	17,618	-11,971	397,180	3,003	3,778	8,845	552
Woodmen World Life Ins Soc	57320	NE	10,949,511	1,432,173	120	-1,256	5,681	56	31	147	16
Total			131,592,850	12,978,068	43,028	-19,149	539,501	3,911	3,980	9,250	633

ADMITTED COMPANIES 2018 - LIFE (\$000)

NAIC #	Company Name	Assets	Surplus	NAIC #	Company Name	Assets	Surplus	NAIC #	Company Name	Assets	Surplus
80985	4 Ever Life Ins Co	181,986	81,412	71773	American Natl Life Ins Co of TX	127,658	32,974	90638	Best Life & Hlth Ins Co	23,571	17,769
77879	5 Star Life Ins Co	302,153	28,057	60801	American Public Life Ins Co	100,822	35,196	61476	Boston Mut Life Ins Co	1,465,057	219,084
71854	AAA Life Ins Co	678,165	172,457	60836	American Republic Ins Co	1,057,033	481,824	87726	Bighthouse Life Ins Co	163,589,475	6,730,827
71471	Ability Ins Co	740,476	23,254	60895	American United Life Ins Co	27,997,639	1,052,563	61581	Capitol Life Ins Co	301,618	29,576
62200	Accordia Life & Ann Co	9,098,672	765,617	61999	Americo Fin Life & Ann Ins Co	4,570,254	466,984	11997	Caterpillar Life Ins Co	103,760	39,640
60348	Ace Life Ins Co	54,849	7,504	61301	Ameritas Life Ins Corp	21,734,849	1,510,626	61735	Central Security Life Ins Co	86,975	5,661
78700	Aetna Hlth & Life Ins Co	185,177	106,541	72222	Amica Life Ins Co	1,322,424	328,262	61751	Central States H & L Co of Omaha	383,803	137,113
60054	Aetna Life Ins Co	20,230,650	3,697,149	93661	Annuity Investors Life Ins Co	3,133,029	312,674	80896	Centre Life Ins Co	1,680,204	93,913
82406	All Savers Ins Co	733,388	579,710	61069	Anthem Life Ins Co	732,294	148,949	62383	Centurion Life Ins Co	515,187	311,308
90611	Allianz Life Ins Co of N Amer	142,036,406	6,575,512	71439	Assurity Life Ins Co	2,626,829	337,548	61832	Chesapeake Life Ins Co	197,675	121,281
70866	Allstate Assur Co	693,290	140,977	68039	Athene Ann & Life Assur Co of NY	3,148,068	282,095	61875	Church Life Ins Corp	301,046	51,613
60186	Allstate Life Ins Co	30,130,109	3,471,176	61689	Athene Ann & Life Co	57,996,952	1,234,164	67369	Cigna Hlth & Life Ins Co	10,489,168	4,801,137
60216	Amalgamated Life Ins Co	146,540	66,765	61492	Athene Annuity & Life Assur Co	21,930,114	1,544,061	93432	CM Life Ins Co	8,312,671	1,637,318
68594	American Amicable Life Ins Co of TX	313,100	63,146	61115	Atlantic Coast Life Ins Co	531,890	28,730	62626	CMFG Life Ins Co	18,292,077	2,254,820
60275	American Bankers Life Assur Co of FL	338,433	47,900	61182	Aurora Natl Life Assur Co	3,067,159	147,214	62049	Colonial Life & Accident Ins Co	3,421,890	527,998
92738	American Equity Invest Life Ins Co	53,705,158	3,251,881	68365	AXA Corp Solutions Life Reins Co	264,639	163,430	62065	Colonial Penn Life Ins Co	869,945	92,430
60380	American Family Life Assur Co of Col	14,043,136	2,599,640	62880	AXA Equitable Life & Ann Co	480,729	19,262	84786	Colorado Bankers Life Ins Co	2,677,105	194,584
60399	American Family Life Ins Co	5,274,056	646,854	62944	AXA Equitable Life Ins Co	190,005,188	7,575,103	62103	Columbian Mut Life Ins Co	1,454,253	95,918
60410	American Fidelity Assur Co	6,101,210	505,226	61212	Baltimore Life Ins Co	1,296,486	84,175	99937	Columbus Life Ins Co	4,100,171	282,263
60429	American Fidelity Life Ins Co	401,312	68,561	61239	Bankers Fidelity Life Ins Co	152,453	34,214	62146	Combined Ins Co Of Amer	2,364,178	174,364
60488	American Gen Life Ins Co	176,784,738	6,350,255	61263	Bankers Life & Cas Co	15,514,556	1,110,244	81426	Commercial Travelers Life Ins Co	32,537	13,955
60534	American Heritage Life Ins Co	2,003,066	323,869	81043	Bankers Life Ins Co	397,403	32,579	84824	Commonwealth Ann & Life Ins Co	19,255,382	2,788,002
60518	American Hlth & Life Ins Co	1,038,100	128,540	94250	Banner Life Ins Co	4,385,538	735,852	77828	Companion Life Ins Co	395,684	228,148
60577	American Income Life Ins Co	4,156,790	342,971	61395	Beneficial Life Ins Co	2,132,394	184,896	62308	Connecticut Gen Life Ins Co	19,056,658	5,494,483
81213	American Maturity Life Ins Co	61,611	48,915	64890	Berkley Life & Hlth Ins Co	324,157	166,611	62359	Constitution Life Ins Co	390,724	39,558
67989	American Memorial Life Ins Co	3,339,118	147,350	62345	Berkshire Hathaway Life Ins Co NE	18,411,683	5,414,170	71730	Continental Amer Ins Co	665,079	157,343
60739	American Natl Ins Co	20,467,546	3,162,808	71714	Berkshire Life Ins Co of Amer	3,927,638	192,659	71404	Continental Gen Ins Co	4,206,872	255,508
								78301	Corvesta Life Ins Co	8,828	7,811
								94218	Country Investors Life Assur Co	303,604	199,174

ADMITTED COMPANIES 2018 - LIFE (\$000)

NAIC #	Company Name	Assets	Surplus	NAIC #	Company Name	Assets	Surplus	NAIC #	Company Name	Assets	Surplus
62553	Country Life Ins Co	9,656,258	1,207,561	91642	Forethought Life Ins Co	31,172,859	1,688,641	97764	Idealife Ins Co	21,680	15,281
82880	CSI Life Ins Co	24,285	17,883	99775	Funeral Directors Life Ins Co	1,409,755	130,008	64602	Independence Life & Ann Co	3,169,858	165,396
71129	Dearborn Natl Life Ins Co	1,676,469	453,025	63657	Garden State Life Ins Co	136,297	81,448	81779	Individual Assur Co Life Hlth & Acc	28,201	9,737
62634	Delaware Amer Life Ins Co	116,978	65,128	93521	General Fidelity Life Ins Co	21,913	15,743	14406	Industrial Alliance Ins & Fin Serv I	260,995	70,299
79065	Delaware Life Ins Co	36,852,571	1,555,285	86258	General Re Life Corp	4,058,975	972,401	74780	Integrity Life Ins Co	9,415,090	1,131,267
97705	Direct Gen Life Ins Co	33,095	23,085	65536	Genworth Life & Ann Ins Co	21,184,052	1,153,905	64904	Investors Heritage Life Ins Co	559,299	40,892
13183	Eagle Life Ins Co	1,151,375	182,589	70025	Genworth Life Ins Co	39,995,411	1,871,008	63487	Investors Life Ins Co N Amer	569,009	56,502
84174	ELCO Mut Life & Ann	878,437	68,313	70939	Gerber Life Ins Co	3,992,206	311,727	65056	Jackson Natl Life Ins Co	224,874,558	4,788,440
85561	Elips Life Ins Co	40,512	34,281	91472	Globe Life & Accident Ins Co	4,726,225	371,798	64017	Jefferson Natl Life Ins Co	6,172,235	42,661
62928	EMC Natl Life Co	909,549	115,622	62286	Golden Rule Ins Co	522,610	242,034	65080	John Alden Life Ins Co	208,762	17,916
68276	Employers Reassur Corp	15,739,314	966,645	63967	Government Personnel Mut Life Ins Co	820,201	114,751	93610	John Hancock Life & Hlth Ins Co	13,819,769	992,792
62952	Equitable Life & Cas Ins Co	485,294	57,737	63312	Great Amer Life Ins Co	35,802,366	2,701,392	65838	John Hancock Life Ins Co USA	219,955,899	8,869,305
91785	Equitable Natl Life Ins Co Inc	10,264	8,432	90212	Great Southern Life Ins Co	212,872	53,518	65129	Kansas City Life Ins Co	3,333,231	278,157
62510	Equitrust Life Ins Co	18,595,267	839,961	68322	Great W Life & Ann Ins Co	55,785,511	1,326,919	65242	Lafayette Life Ins Co	5,493,454	334,385
77968	Family Heritage Life Ins Co of Amer	1,196,816	125,442	80055	Greenhouse Life Ins Co	10,169	9,935	82252	Landmark Life Ins Co	46,092	5,128
63053	Family Life Ins Co	146,752	28,400	64211	Guarantee Trust Life Ins Co	638,858	92,271	71323	Langhorne Reins AZ Ltd	9,128	7,825
74004	Family Serv Life Ins Co	295,857	35,238	78778	Guardian Ins & Ann Co Inc	13,308,149	455,313	68543	Liberty Bankers Life Ins Co	1,846,871	231,702
63177	Farmers New World Life Ins Co	5,046,710	448,161	64246	Guardian Life Ins Co of Amer	58,488,697	7,171,753	65315	Liberty Life Assur Co of Boston	3,866,339	375,402
63223	Federal Life Ins Co	247,838	24,864	83607	Guggenheim Life & Ann Co	13,820,077	698,845	65331	Liberty Natl Life Ins Co	7,793,016	570,064
63274	Fidelity & Guar Life Ins Co	24,714,470	1,545,178	88340	Hannover Life Reassur Co of Amer	16,953,365	549,854	65498	Life Ins Co of N Amer	8,667,897	1,776,176
93696	Fidelity Investments Life Ins Co	27,887,632	957,527	70815	Hartford Life & Accident Ins Co	12,909,480	2,407,424	65528	Life Ins Co of The South-west	19,775,619	1,241,105
63290	Fidelity Life Assn A Legal Reserve L	407,036	121,866	92711	HCC Life Ins Co	1,096,984	561,549	97691	Life of The South Ins Co	111,033	22,754
71870	Fidelity Security Life Ins Co	999,352	242,348	66141	Health Net Life Ins Co	704,656	363,008	91898	Lifecare Assur Co	2,544,592	61,852
71455	Financial Amer Life Ins Co	3,655	2,014	66214	Heartland Natl Life Ins Co	10,277	4,994	97985	LifeMap Assur Co	94,179	48,041
69140	First Allmerica Fin Life Ins Co	3,264,606	224,026	64394	Heritage Life Ins Co	3,930,769	1,007,117	77720	LifeSecure Ins Co	415,984	46,896
90328	First Hlth Life & Hlth Ins Co	371,054	192,794	93440	HM Life Ins Co	677,752	391,318	94188	Lifewise Assur Co	194,731	153,586
67652	First Penn Pacific Life Ins Co	1,442,408	179,903	64505	Homesteaders Life Co	3,068,849	207,001	65595	Lincoln Benefit Life Co	10,462,538	379,930
63495	Foresters Life Ins Ann Co	2,468,155	67,820	64513	Horace Mann Life Ins Co	9,285,650	466,103				
				91693	IA Amer Life Ins Co	159,668	62,400				

ADMITTED COMPANIES 2018 - LIFE (\$000)

NAIC #	Company Name	Assets	Surplus	NAIC #	Company Name	Assets	Surplus	NAIC #	Company Name	Assets	Surplus
65927	Lincoln Heritage Life Ins Co	1,033,901	89,578	71412	Mutual of Omaha Ins Co	8,084,020	3,172,718	67261	Old Republic Life Ins Co	109,021	33,562
62057	Lincoln Life & Ann Co of NY	14,482,182	1,117,568	66427	Mutual Trust Life Ins Co a Pan Amer	2,043,985	152,901	76007	Old United Life Ins Co	88,786	52,507
65676	Lincoln Natl Life Ins Co	238,248,101	8,079,708	93734	Nassau Life & Ann Co	35,268	10,556	13100	Omaha Ins Co	98,912	49,280
60232	Lombard Intl Life Assur Co	6,783,882	26,168	67814	Nassau Life Ins Co	11,959,771	514,912	69647	Optum Ins of OH Inc	356,229	68,741
76694	London Life Reins Co	154,313	63,167	61409	National Benefit Life Ins Co	566,861	153,948	76112	Oxford Life Ins Co	2,213,861	203,723
68446	Longevity Ins Co	7,713	7,682	66540	National Farmers Union Life Ins Co	191,054	48,308	64343	Pacific Guardian Life Ins Co Ltd	556,933	94,029
65722	Loyal Amer Life Ins Co	338,740	116,841	66583	National Guardian Life Ins Co	4,080,043	333,240	97268	Pacific Life & Ann Co	7,132,788	550,409
73504	Lumico Life Ins Co	60,297	46,147	82538	National Hlth Ins Co	59,431	18,851	67466	Pacific Life Ins Co	128,996,849	9,691,434
65781	Madison Natl Life Ins Co Inc	337,362	196,031	66680	National Life Ins Co	9,502,839	2,131,107	70785	Pacificare Life & Hlth Ins Co	187,485	182,390
65870	Manhattan Life Ins Co	633,256	59,046	87963	National Teachers Assoc Life Ins Co	583,646	138,714	67539	Pan Amer Life Ins Co	1,205,217	243,564
67083	Manhattan Natl Life Ins Co	149,754	8,946	66850	National Western Life Ins Co	10,991,033	1,419,027	60003	Park Avenue Life Ins Co	233,790	50,430
61883	ManhattanLife Assur Co of Amer	700,472	153,672	92657	Nationwide Life & Ann Ins Co	25,929,227	1,467,710	71099	Parker Centennial Assur Co	94,890	47,092
65935	Massachusetts Mut Life Ins Co	243,646,847	15,609,787	66869	Nationwide Life Ins Co	139,341,303	6,845,087	74900	PartnerRe Life Reins Co of Amer	72,148	32,193
69515	Medamerica Ins Co	1,199,753	31,006	98205	Natl Foundation Life Ins Co	53,806	32,952	67598	Paul Revere Life Ins Co	3,410,167	191,128
79987	Medico Corp Life Ins Co	73,543	24,957	91626	New England Life Ins Co	8,500,670	213,137	93777	Pavonia Life Ins Co of MI	1,101,463	73,756
31119	Medico Ins Co	83,686	37,725	91596	New York Life Ins & Ann Corp	153,457,661	8,586,110	93262	Penn Ins & Ann Co	6,110,091	472,586
86126	Members Life Ins Co	164,739	39,447	66915	New York Life Ins Co	180,036,224	21,006,470	67644	Penn Mut Life Ins Co	21,048,510	1,853,576
65978	Metropolitan Life Ins Co	378,079,610	11,098,080	81264	Nippon Life Ins Co of Amer	224,133	143,306	67784	Philadelphia Amer Life Ins Co	303,305	44,318
97136	Metropolitan Tower Life Ins Co	20,617,233	1,549,436	66974	North Amer Co Life & Hlth Ins	27,330,486	1,431,173	93548	PHL Variable Ins Co	5,914,125	117,826
66087	Mid West Natl Life Ins Co of TN	62,704	28,859	69000	Northwestern Long Term Care Ins Co	240,435	141,769	72125	Physicians Life Ins Co	1,678,227	158,618
66044	Midland Natl Life Ins Co	57,914,703	3,571,208	67091	Northwestern Mut Life Ins Co	272,167,485	22,134,151	80578	Physicians Mut Ins Co	2,356,293	993,362
66109	Midwestern United Life Ins Co	231,588	128,171	81353	NYLife Ins Co of AZ	176,583	113,429	67873	Pioneer Amer Ins Co	85,223	36,329
66168	Minnesota Life Ins Co	46,519,385	2,848,967	67148	Occidental Life Ins Co Of NC	253,148	27,705	65919	Primerica Life Ins Co	1,595,494	674,165
70416	MML Bay State Life Ins Co	4,859,690	309,932	89206	Ohio Natl Life Assur Corp	4,054,308	290,427	61271	Principal Life Ins Co	184,622,621	5,319,590
66370	Mony Life Ins Co	7,062,672	421,796	67172	Ohio Natl Life Ins Co	29,084,435	1,019,073	71161	Principal Natl Life Ins Co	387,199	205,183
78077	Mony Life Ins Co of Amer	3,704,847	222,447	67180	Ohio State Life Ins Co	14,717	10,377	68136	Protective Life Ins Co	57,811,786	4,340,273
66346	Munich Amer Reassur Co	8,138,175	638,559					67903	Provident Amer Life & Hlth Ins Co	9,230	8,160
69604	Munich Re US Life Corp	10,544	8,083					68195	Provident Life & Accident Ins Co	7,993,979	607,261
88668	Mutual of Amer Life Ins Co	20,380,809	927,205					68209	Provident Life & Cas Ins Co	736,034	131,178

ADMITTED COMPANIES 2018 - LIFE (\$000)

NAIC #	Company Name	Assets	Surplus
80802	US Br Sun Life Assur Co of Canada	18,836,114	1,323,855
80659	US Business of Canada Life Assur Co	4,538,021	187,260
84530	US Financial Life Ins Co	537,939	87,039
69663	USAA Life Ins Co	25,393,939	2,537,327
94358	US Able Life	514,687	273,795
68632	Vantis Life Ins Co	523,817	63,651
70238	Variable Ann Life Ins Co	78,453,700	2,689,564
80942	Voya Ins & Ann Co	50,810,613	2,221,194
86509	Voya Retirement Ins & Ann Co	100,327,002	2,000,021
70319	Washington Natl Ins Co	5,466,051	365,762
70335	West Coast Life Ins Co	5,336,538	411,900
92622	Western Southern Life Assur Co	13,029,414	939,799
85189	Western United Life Assur Co	1,223,084	79,415
62413	Wilcac Life Ins Co	2,289,232	120,455
65900	Wilco Life Ins Co	2,794,927	161,399
66133	Wilton Reassur Co	18,607,314	950,182
60704	Wilton Reassur Life Co of NY	875,350	100,047
90557	Zurich Amer Life Ins Co	14,048,160	126,049
Total Companies: 347		6,591,080,832	421,203,490

LIFE MARKET SHARE 2018 (\$000)

Company Name	% of Market	Direct Prens Written	Company Name	% of Market	Direct Prens Written	Company Name	% of Market	Direct Prens Written	Company Name	% of Market	Direct Prens Written*
Ordinary			Group			Credit Life			Industrial		
Lombard Intl Life Assur Co	35.53%	130,225	Metropolitan Life Ins Co	43.22%	34,368	American Republic Ins Co	38.83%	62	Security Natl Life Ins Co	34.52%	0
New York Life Ins Co	10.91%	39,988	Aetna Life Ins Co	8.54%	6,795	Minnesota Life Ins Co	29.83%	48	Columbian Mut Life Ins Co	19.25%	0
Pruco Life Ins Co	7.39%	27,087	Prudential Ins Co of Amer	6.98%	5,550	American Bankers Life Assur Co of FL	20.08%	32	Lincoln Life & Ann Co of NY	15.48%	0
Lincoln Natl Life Ins Co	7.24%	26,548	Unum Life Ins Co of Amer	5.90%	4,695	CMFG Life Ins Co	7.58%	12	Mid West Natl Life Ins Co Of TN	15.06%	0
State Farm Life Ins Co	4.19%	15,350	New York Life Ins Co	5.08%	4,041	American Natl Ins Co	1.63%	3	Jackson Natl Life Ins Co	6.69%	0
Zurich Amer Life Ins Co	2.95%	10,827	Securian Life Ins Co	4.31%	3,427	Transamerica Life Ins Co	1.41%	2	American Natl Ins Co	5.44%	0
Northwestern Mut Life Ins Co	1.75%	6,399	Hartford Life & Accident Ins Co	3.40%	2,708	Central States H & L Co of Omaha	1.20%	2	Liberty Natl Life Ins Co	2.30%	0
New York Life Ins & Ann Corp	1.74%	6,389	Principal Life Ins Co	2.38%	1,895	Securian Life Ins Co	0.02%	0	National Guardian Life Ins Co	1.05%	0
Pacific Life Ins Co	1.49%	5,453	Life Ins Co of N Amer	2.34%	1,863	Langhorne Reins AZ Ltd	-0.03%	0	Boston Mut Life Ins Co	0.21%	0
Principal Life Ins Co	1.45%	5,318	Symetra Life Ins Co	1.94%	1,545	Protective Life Ins Co	-0.54%	-1			
John Hancock Life Ins Co USA	1.43%	5,256	Reliastar Life Ins Co	1.91%	1,516						
USAA Life Ins Co	1.39%	5,087	Reliance Standard Life Ins Co	1.71%	1,363						
Minnesota Life Ins Co	1.29%	4,744	USable Life	1.59%	1,261						
Brighthouse Life Ins Co	1.09%	3,986	Lincoln Natl Life Ins Co	1.46%	1,160						
Primerica Life Ins Co	1.07%	3,924	Guardian Life Ins Co of Amer	1.16%	919						
American Gen Life Ins Co	1.01%	3,699	Standard Ins Co	1.15%	917						
Lincoln Benefit Life Co	0.98%	3,591	Transamerica Life Ins Co	0.68%	543						
Transamerica Life Ins Co	0.74%	2,710	Union Security Ins Co	0.65%	514						
Midland Natl Life Ins Co	0.70%	2,575	Minnesota Life Ins Co	0.63%	500						
American Income Life Ins Co	0.65%	2,368	Globe Life & Accident Ins Co	0.59%	469						

*Premiums under \$500 are rounded to zero.

LIFE MARKET SHARE 2018 (\$000)

Company Name	% of Market	Direct Premiums Written
Total		
Lombard Intl Life Assur Co	29.18%	130,225
New York Life Ins Co	9.87%	44,029
Metropolitan Life Ins Co	7.96%	35,520
Lincoln Natl Life Ins Co	6.21%	27,708
Pruco Life Ins Co	6.07%	27,087
State Farm Life Ins Co	3.46%	15,446
Zurich Amer Life Ins Co	2.43%	10,831
Principal Life Ins Co	1.62%	7,213
Aetna Life Ins Co	1.53%	6,836
Northwestern Mut Life Ins Co	1.43%	6,401
New York Life Ins & Ann Corp	1.43%	6,389
Prudential Ins Co of Amer	1.43%	6,363
Pacific Life Ins Co	1.22%	5,453
Minnesota Life Ins Co	1.19%	5,291
John Hancock Life Ins Co USA	1.18%	5,257
USAA Life Ins Co	1.14%	5,087
Unum Life Ins Co of Amer	1.06%	4,719
Brighthouse Life Ins Co	0.89%	3,986
Primerica Life Ins Co	0.88%	3,924
American Gen Life Ins Co	0.83%	3,715

ANNUITY MARKET SHARE 2018 (\$000)

Company Name	% of Market	Direct Premiums Written
Ordinary		
New York Life Ins & Ann Corp	20.87%	57,387
Lincoln Natl Life Ins Co	8.79%	24,152
Jackson Natl Life Ins Co	7.10%	19,529
Athene Ann & Life Co	5.53%	15,197
Principal Life Ins Co	3.72%	10,239
RiverSource Life Ins Co	3.47%	9,549
Pruco Life Ins Co	3.19%	8,781
American Gen Life Ins Co	2.46%	6,761
Allianz Life Ins Co of N Amer	2.43%	6,667
Pacific Life Ins Co	2.29%	6,307
Delaware Life Ins Co	2.26%	6,215
Members Life Ins Co	2.19%	6,017
USAA Life Ins Co	2.18%	5,991
Lombard Intl Life Assur Co	2.12%	5,838
Massachusetts Mut Life Ins Co	1.94%	5,334
Transamerica Life Ins Co	1.78%	4,893
American Natl Ins Co	1.78%	4,885
Forethought Life Ins Co	1.74%	4,776
Fidelity & Guar Life Ins Co	1.73%	4,758
Variable Ann Life Ins Co	1.68%	4,621

Company Name	% of Market	Direct Premiums Written
Group		
Metropolitan Life Ins Co	26.41%	31,837
Prudential Ins Co of Amer	24.86%	29,970
Voya Retirement Ins & Ann Co	14.58%	17,574
Teachers Ins & Ann Assoc of Amer	8.91%	10,744
Lincoln Natl Life Ins Co	6.01%	7,250
American United Life Ins Co	4.70%	5,663
Variable Ann Life Ins Co	3.92%	4,727
Great W Life & Ann Ins Co	3.47%	4,177
AXA Equitable Life Ins Co	2.00%	2,410
American Gen Life Ins Co	0.93%	1,119
Athene Ann & Life Co	0.83%	997
Massachusetts Mut Life Ins Co	0.60%	724
Guardian Ins & Ann Co Inc	0.56%	679
American Fidelity Assur Co	0.48%	575
Ameritas Life Ins Corp	0.40%	480
Symetra Life Ins Co	0.33%	399
United of Omaha Life Ins Co	0.21%	253
Sentry Life Ins Co	0.11%	130
RiverSource Life Ins Co	0.10%	125
Protective Life Ins Co	0.08%	100

Company Name	% of Market	Direct Premiums Written
Total		
New York Life Ins & Ann Corp	14.51%	57,387
Metropolitan Life Ins Co	8.07%	31,903
Lincoln Natl Life Ins Co	7.94%	31,402
Prudential Ins Co of Amer	7.72%	30,524
Jackson Natl Life Ins Co	4.94%	19,529
Voya Retirement Ins & Ann Co	4.45%	17,582
Athene Ann & Life Co	4.10%	16,194
Teachers Ins & Ann Assoc of Amer	3.51%	13,865
Principal Life Ins Co	2.59%	10,239
RiverSource Life Ins Co	2.45%	9,674
Variable Ann Life Ins Co	2.36%	9,349
Pruco Life Ins Co	2.22%	8,781
American Gen Life Ins Co	1.99%	7,879
Allianz Life Ins Co of N Amer	1.69%	6,667
Pacific Life Ins Co	1.59%	6,307
Delaware Life Ins Co	1.58%	6,245
Massachusetts Mut Life Ins Co	1.53%	6,058
Members Life Ins Co	1.52%	6,017
USAA Life Ins Co	1.52%	5,991
Lombard Intl Life Assur Co	1.48%	5,838

LIFE ANNUITY TOTAL BUSINESS 2018 (\$000)

Company Name	Dom	Issued During Current Year	Ceased In Force During Current Year	In Force End of Year	Life Insurance Premiums	Annuity Considerations	Claims and Benefits Paid	Dividends
4 Ever Life Ins Co	IL	5	-150	321	7	0	0	0
5 Star Life Ins Co	NE	78,162	-58,334	413,573	250	0	84	0
AAA Life Ins Co	MI	21,650	-8,481	113,760	595	0	50	0
Ability Ins Co	NE	0	0	0	0	0	0	0
Accordia Life & Ann Co	IA	2,100	-8,287	137,274	578	0	835	6
Aetna Life Ins Co	CT	160,235	431,020	3,516,443	6,836	40	2,981	27
Allianz Life Ins Co of N Amer	MN	4,321	-3,061	48,382	1,322	6,667	10,068	0
Allstate Assur Co	IL	94,389	-19,313	272,109	770	0	501	0
Allstate Life Ins Co	IL	9,692	-17,457	234,039	1,335	28	5,101	0
Amalgamated Life Ins Co	NY	0	1,393	34,422	0	0	0	0
American Amicable Life Ins Co of TX	TX	157	-1,428	7,322	70	15	56	3
American Bankers Life Assur Co of FL	FL	0	-2,125	3,574	33	0	105	0
American Equity Invest Life Ins Co	IA	0	0	41	0	1,242	1,739	0
American Family Life Assur Co of Col	NE	14,320	-20,185	82,230	496	0	179	0
American Family Life Ins Co	WI	61	1,177	31,142	99	0	71	6
American Fidelity Assur Co	OK	12,880	-7,501	60,689	502	2,699	1,029	0
American Fidelity Life Ins Co	FL	0	-25	6,554	8	0	1	0
American Gen Life Ins Co	TX	164,901	-111,610	1,853,198	3,715	7,879	7,105	15
American Heritage Life Ins Co	FL	2,438	-3,831	30,933	222	0	132	0
American Hlth & Life Ins Co	TX	0	-149	1,834	39	0	49	0
American Income Life Ins Co	IN	26,391	-22,817	128,597	2,368	0	462	0
American Memorial Life Ins Co	SD	45	-141	2,856	34	1	150	11
American Natl Ins Co	TX	17,801	-13,619	125,412	620	4,929	1,306	1
American Natl Life Ins Co of TX	TX	0	0	167	1	0	0	0
American Public Life Ins Co	OK	0	0	0	0	0	0	0
American Republic Ins Co	IA	2,270	-2,788	331	66	0	20	1
American United Life Ins Co	IN	15,631	-4,171	81,469	1,062	5,715	8,852	38
Americo Fin Life & Ann Ins Co	TX	2,176	-290	5,854	57	466	85	1
Ameritas Life Ins Corp	NE	3,559	-7,751	67,594	495	483	486	20
Amica Life Ins Co	RI	300	2,503	18,786	34	0	0	0
Annuity Investors Life Ins Co	OH	0	0	0	0	72	41	0

LIFE ANNUITY TOTAL BUSINESS 2018 (\$000)

Company Name	Dom	Issued During Current Year	Ceased In Force During Current Year	In Force End of Year	Life Insurance Premiums	Annuity Considerations	Claims and Benefits Paid	Dividends
Anthem Life Ins Co	IN	0	107	420	2	0	5	0
Assurity Life Ins Co	NE	5,433	-2,142	11,001	50	0	78	10
Athene Ann & Life Assur Co of NY	NY	0	-14	179	14	0	25	0
Athene Ann & Life Co	IA	0	450	29,158	403	16,194	3,391	21
Athene Annuity & Life Assur Co	DE	0	-2,662	19,608	104	0	256	2
Aurora Natl Life Assur Co	CA	0	-134	595	6	0	238	0
AXA Equitable Life & Ann Co	CO	0	-201	113	1	0	0	0
AXA Equitable Life Ins Co	NY	5,500	-32,575	263,677	1,275	3,123	28,197	262
Baltimore Life Ins Co	MD	86	207	1,298	33	0	2	0
Bankers Fidelity Life Ins Co	GA	25	-105	315	8	0	0	0
Bankers Life & Cas Co	IL	82	-741	4,468	57	0	303	3
Banner Life Ins Co	MD	88,900	-29,397	786,079	1,227	24	1,292	1
Beneficial Life Ins Co	UT	0	-3,123	24,078	90	0	145	5
Berkley Life & Hlth Ins Co	IA	0	-2	16	1	0	0	0
Berkshire Hathaway Life Ins Co NE	NE	0	0	0	0	0	28	0
Berkshire Life Ins Co of Amer	MA	0	-1,000	1,900	1	0	0	0
Boston Mut Life Ins Co	MA	0	1	2,220	26	0	64	2
BrightHouse Life Ins Co	DE	0	-48,074	645,237	3,986	2,616	21,403	20
Central Security Life Ins Co	TX	0	7	156	1	1	6	0
Central States H & L Co of Omaha	NE	2,849	-13,455	27,998	38	0	47	0
Chesapeake Life Ins Co	OK	930	-1,990	5,256	35	0	199	0
Church Life Ins Corp	NY	158	235	4,052	51	8	63	0
CM Life Ins Co	CT	31	-2,803	4,852	67	2,058	41	0
CMFG Life Ins Co	IA	12,314	-9,190	55,642	814	822	30,593	33
Colonial Life & Accident Ins Co	SC	41,831	-27,276	86,999	488	0	275	0
Colonial Penn Life Ins Co	PA	224	-292	3,882	308	0	149	0
Colorado Bankers Life Ins Co	NC	535	-501	4,595	52	1,000	114	0
Columbian Mut Life Ins Co	NY	0	32	182	3	1	-1	1
Columbus Life Ins Co	OH	2,825	788	14,323	242	2	37	2
Combined Ins Co of Amer	IL	625	-630	3,304	55	0	13	0
Commonwealth Ann & Life Ins Co	MA	0	98	5,269	40	0	88	6

LIFE ANNUITY TOTAL BUSINESS 2018 (\$000)

Company Name	Dom	Issued During Current Year	Ceased In Force During Current Year	In Force End of Year	Life Insurance Premiums	Annuity Considerations	Claims and Benefits Paid	Dividends
Connecticut Gen Life Ins Co	CT	1,592	-11,257	26,245	202	0	455	-24
Constitution Life Ins Co	TX	0	-1	148	6	0	5	0
Continental Amer Ins Co	NE	50	-55	160	2	0	0	0
Continental Gen Ins Co	TX	0	58	777	6	0	4	0
Country Investors Life Assur Co	IL	0	-200	5,369	31	556	464	0
Country Life Ins Co	IL	64,032	-50,634	597,775	2,221	0	1,232	107
Dearborn Natl Life Ins Co	IL	0	-66	646	10	0	197	0
Delaware Life Ins Co	DE	0	-1,883	20,168	2	6,245	3,717	0
Eagle Life Ins Co	IA	0	0	0	0	1,534	10	0
ELCO Mut Life & Ann	IL	0	0	0	0	0	36	0
EMC Natl Life Co	IA	0	-30	9,872	9	0	8	1
Equitable Life & Cas Ins Co	UT	0	0	2	1	0	2	0
Equitrust Life Ins Co	IL	0	-9,647	2,281	0	101	261,365	0
Family Life Ins Co	TX	0	-5	198	2	0	0	0
Family Serv Life Ins Co	TX	0	0	0	0	0	0	0
Farmers New World Life Ins Co	WA	1,305	-2,591	104,735	406	3	147	0
Federal Life Ins Co	IL	0	0	211	1	0	0	0
Fidelity & Guar Life Ins Co	IA	24,946	-8,232	141,802	788	4,758	1,124	0
Fidelity Investments Life Ins Co	UT	0	-1,300	21,300	34	3,580	3,657	0
Fidelity Life Assn A Legal Reserve L	IL	15,236	-3,402	66,870	355	0	513	0
Fidelity Security Life Ins Co	MO	1,854	-51	1,988	25	0	5	0
First Allmerica Fin Life Ins Co	MA	0	-6	1,068	7	0	135	8
First Hlth Life & Hlth Ins Co	TX	0	0	8	0	0	0	0
First Penn Pacific Life Ins Co	IN	0	-13,008	60,689	101	2	20	0
Foresters Life Ins Ann Co	NY	0	32	2,147	1	0	5	0
Forethought Life Ins Co	IN	182	-241	3,140	218	4,776	2,054	0
Funeral Directors Life Ins Co	TX	23	-29	591	39	30	205	0
Garden State Life Ins Co	TX	0	-1,476	3,580	46	0	0	0
Genworth Life & Ann Ins Co	VA	0	-46,541	605,312	1,339	3	3,098	0
Genworth Life Ins Co	DE	0	-7,508	179,567	394	0	2,830	0
Gerber Life Ins Co	NY	6,291	-1,961	93,871	742	0	293	0

LIFE ANNUITY TOTAL BUSINESS 2018 (\$000)

Company Name	Dom	Issued During Current Year	Ceased In Force During Current Year	In Force End of Year	Life Insurance Premiums	Annuity Considerations	Claims and Benefits Paid	Dividends
Globe Life & Accident Ins Co	NE	20,776	-20,514	87,045	1,029	0	459	0
Golden Rule Ins Co	IN	25	-699	8,618	17	7	63	0
Government Personnel Mut Life Ins Co	TX	300	-148	3,215	32	0	54	6
Great Amer Life Ins Co	OH	0	200	6,389	20	2,138	1,304	0
Great Southern Life Ins Co	TX	0	-119	1,560	21	0	-3	0
Great W Life & Ann Ins Co	CO	1,454	-6,470	188,759	466	5,284	21,990	3
Guarantee Trust Life Ins Co	IL	0	-316	871	9	0	0	0
Guardian Ins & Ann Co Inc	DE	0	-165	3,384	5	1,847	1,820	0
Guardian Life Ins Co of Amer	NY	24,677	64,528	869,543	2,229	0	1,897	450
Guggenheim Life & Ann Co	DE	0	-9,013	8,158	2	170	166,842	0
Hartford Life & Accident Ins Co	CT	471,384	28,365	1,496,976	2,708	0	940	0
HCC Life Ins Co	IN	0	0	227	2	0	0	0
Heartland Natl Life Ins Co	IN	0	0	3	0	0	0	0
Homesteaders Life Co	IA	790	-244	2,255	779	40	299	0
Horace Mann Life Ins Co	IL	4,437	-5,369	93,704	407	1,082	2,547	0
IA Amer Life Ins Co	TX	1,617	-86	3,962	62	0	1	0
Idealife Ins Co	CT	0	0	569	3	0	0	0
Industrial Alliance Ins & Fin Serv I	TX	0	0	536	7	0	25	0
Integrity Life Ins Co	OH	0	35	693	0	434	1,667	0
Investors Heritage Life Ins Co	KY	0	3	63	2	1	0	0
Investors Life Ins Co N Amer	TX	0	-310	366	5	0	11	0
Jackson Natl Life Ins Co	MI	20	-43,401	212,233	870	19,529	16,805	3
Jefferson Natl Life Ins Co	TX	0	-28	2,616	67	1,842	634	55
John Alden Life Ins Co	WI	0	0	0	8	0	0	0
John Hancock Life & Hlth Ins Co	MA	0	-155	98	0	0	299	0
John Hancock Life Ins Co USA	MI	22,571	27,254	805,704	5,257	246	178,010	547
Kansas City Life Ins Co	MO	2,477	-202	17,283	82	0	427	4
Lafayette Life Ins Co	OH	0	70	1,695	96	0	10	4
Landmark Life Ins Co	TX	0	0	45	3	0	0	0
Langhorne Reins AZ Ltd	AZ	0	0	0	0	0	0	0
Liberty Bankers Life Ins Co	OK	0	28	48	2	65	209	0

LIFE ANNUITY TOTAL BUSINESS 2018 (\$000)

Company Name	Dom	Issued During Current Year	Ceased In Force During Current Year	In Force End of Year	Life Insurance Premiums	Annuity Considerations	Claims and Benefits Paid	Dividends
Liberty Life Assur Co of Boston	NH	14,468	-4,799	186,218	458	0	599	0
Liberty Natl Life Ins Co	NE	6,800	-10,760	143,058	1,115	0	930	0
Life Ins Co of N Amer	PA	71,200	-133,592	919,048	1,874	0	2,268	0
Life Ins Co of the Southwest	TX	34,328	-34,801	199,840	1,369	17	510	0
LifeMap Assur Co	OR	90	50	1,890	2	0	0	0
LifeSecure Ins Co	MI	0	0	422	3	0	145	0
Lifewise Assur Co	WA	0	0	140	1	0	0	0
Lincoln Benefit Life Co	NE	0	-117,222	1,244,246	3,591	16	6,991	0
Lincoln Heritage Life Ins Co	IL	245	-136	2,059	148	0	54	0
Lincoln Life & Ann Co of NY	NY	1	-52	406	2	0	10	0
Lincoln Natl Life Ins Co	IN	489,728	-96,261	1,771,240	27,708	31,402	40,785	37
Lombard Intl Life Assur Co	PA	720,515	-119,450	4,064,427	130,225	5,838	23,515	0
Loyal Amer Life Ins Co	OH	15	-6	101	2	0	37	0
Lumico Life Ins Co	MO	3,218	-1,676	1,746	11	0	0	0
Madison Natl Life Ins Co Inc	WI	0	-52	962	15	27	33	0
Manhattan Life Ins Co	NY	0	0	82	2	0	0	0
Manhattan Natl Life Ins Co	OH	0	-1,371	1,625	13	0	0	0
ManhattanLife Assur Co of Amer	AR	0	0	0	1	0	0	0
Massachusetts Mut Life Ins Co	MA	57,172	-6,125	404,955	2,045	6,058	10,687	753
Medico Ins Co	IA	0	0	13	0	0	0	0
Members Life Ins Co	IA	0	0	3	0	6,017	523	0
Metropolitan Life Ins Co	NY	12,297	-408,685	7,502,604	35,520	31,903	37,510	696
Metropolitan Tower Life Ins Co	NE	0	-2,152	29,107	206	0	2,769	64
Mid West Natl Life Ins Co of TN	TX	0	-506	1,298	13	1	0	0
Midland Natl Life Ins Co	IA	35,226	-23,194	304,466	2,581	152	3,926	9
Midwestern United Life Ins Co	IN	0	0	155	0	0	0	0
Minnesota Life Ins Co	MN	23,410	-7,548	604,782	5,291	2,960	10,106	74
MML Bay State Life Ins Co	CT	0	-248	1,760	17	0	0	0
Mony Life Ins Co	NY	0	-7,678	136,888	1,369	0	2,653	835
Mony Life Ins Co of Amer	AZ	3,909	-7,098	79,329	592	145	3,590	0
Mutual Of Amer Life Ins Co	NY	1,138	-790	4,178	36	0	22,070	0
Mutual Trust Life Ins Co a Pan Amer	IL	36	-2,166	9,519	63	0	10	3

LIFE ANNUITY TOTAL BUSINESS 2018 (\$000)

Company Name	Dom	Issued During Current Year	Ceased In Force During Current Year	In Force End of Year	Life Insurance Premiums	Annuity Considerations	Claims and Benefits Paid	Dividends
Nassau Life & Ann Co	CT	0	0	3,750	6	0	0	0
Nassau Life Ins Co	NY	0	490	23,659	178	0	40	43
National Benefit Life Ins Co	NY	22	-3	1,723	8	0	0	0
National Farmers Union Life Ins Co	TX	0	-43	1,140	12	0	8	0
National Guardian Life Ins Co	WI	9	-11	3,065	25	0	54	1
National Hlth Ins Co	TX	30	0	30	0	0	0	0
National Life Ins Co	VT	0	686	7,711	45	0	12	8
National Western Life Ins Co	CO	0	373	3,814	17	13	522	0
Nationwide Life & Ann Ins Co	OH	14,200	3,502	131,819	1,277	0	353	2
Nationwide Life Ins Co	OH	340	-543	83,869	180	308	17,009	25
Natl Foundation Life Ins Co	TX	46	-46	0	0	0	0	0
New England Life Ins Co	MA	0	-430	6,529	46	0	30	0
New York Life Ins & Ann Corp	DE	49,526	-24,235	715,858	6,389	57,387	47,714	0
New York Life Ins Co	NY	674,723	-619,247	6,947,177	44,029	1,236	42,024	14,079
North Amer Co Life & Hlth Ins	IA	6,815	-2,848	147,722	510	328	771	0
Northwestern Mut Life Ins Co	WI	123,145	-56,520	1,094,483	6,401	1,565	6,603	3,161
NYLife Ins Co of AZ	AZ	0	-25,536	78,750	411	0	400	0
Occidental Life Ins Co of NC	TX	34	-11	1,345	11	1	11	0
Ohio Natl Life Assur Corp	OH	21,794	7,793	73,829	232	0	618	0
Ohio Natl Life Ins Co	OH	1,170	95	6,464	201	0	463	38
Ohio State Life Ins Co	TX	0	-24	3,214	19	0	23	0
Old Republic Life Ins Co	IL	0	-2,525	4,750	6	0	0	0
Oxford Life Ins Co	AZ	0	0	70	7	1,228	164	0
Pacific Guardian Life Ins Co Ltd	HI	0	-4	1,072	25	0	6	0
Pacific Life & Ann Co	AZ	0	0	0	0	0	272	0
Pacific Life Ins Co	NE	155,167	-6,719	689,150	5,453	6,307	10,141	4
Pan Amer Life Ins Co	LA	8	-140	126	3	0	0	0
Paul Revere Life Ins Co	MA	0	0	18	0	0	0	0
Pavonia Life Ins Co of MI	MI	0	-1,625	7,560	31	0	0	0
Penn Ins & Ann Co	DE	4,249	242	18,172	365	0	130	0
Penn Mut Life Ins Co	PA	7,608	-5,912	25,328	193	94	1,375	89
PHL Variable Ins Co	CT	660	-6,965	71,091	538	345	402	0

LIFE ANNUITY TOTAL BUSINESS 2018 (\$000)

Company Name	Dom	Issued During Current Year	Ceased In Force During Current Year	In Force End of Year	Life Insurance Premiums	Annuity Considerations	Claims and Benefits Paid	Dividends
Physicians Life Ins Co	NE	84	40	6,028	297	0	552	0
Pioneer Amer Ins Co	TX	4,148	-1,283	4,501	72	9	0	0
Primerica Life Ins Co	TN	67,480	-111,363	1,175,994	3,924	0	2,111	0
Principal Life Ins Co	IA	176,850	-131,421	895,439	7,213	10,239	3,689	55
Principal Natl Life Ins Co	IA	30,050	-49,994	184,077	467	0	0	0
Protective Life Ins Co	TN	87,908	-48,459	887,789	2,017	2,058	2,107	2
Provident Life & Accident Ins Co	TN	2,076	-1,723	7,083	77	0	199	0
Pruco Life Ins Co	AZ	295,298	-166,593	2,398,813	27,087	8,781	20,467	0
Prudential Ann Life Assur Corp	AZ	0	-12	449	10	92	1,727	0
Prudential Ins Co of Amer	NJ	249,245	-10,572	1,847,742	6,363	30,524	33,544	1,368
Prudential Retirement Ins & Ann Co	CT	0	0	0	0	0	725	0
Reliable Life Ins Co	MO	0	-64	305	0	0	12	0
Reliance Standard Life Ins Co	IL	50	-118,620	549,997	1,364	3,676	1,282	0
Reliastar Life Ins Co	MN	208	-30,696	910,885	3,383	2,704	10,698	33
Reliastar Life Ins Co of NY	NY	0	-443	4,482	26	0	160	0
Reserve Natl Ins Co	OK	0	0	0	1	0	0	0
RiverSource Life Ins Co	MN	14,504	-4,722	149,175	2,177	9,674	5,613	0
S USA Life Ins Co Inc	AZ	0	0	120	3	0	0	0
SBLI USA Life Ins Co Inc	NY	0	414	414	3	0	3	1
Securian Life Ins Co	MN	1,552,007	-16,739	2,230,980	3,427	66	2,524	0
Security Benefit Life Ins Co	KS	0	81	11,306	92	1,825	4,019	1
Security Life of Denver Ins Co	CO	978	-15,055	97,463	718	0	1,086	0
Security Mut Life Ins Co of NY	NY	2,225	-2,791	6,466	134	0	20	2
Security Natl Life Ins Co	UT	75	-94	693	13	0	34	0
Senior Life Ins Co	GA	0	-36	247	9	0	0	0
Sentry Life Ins Co	WI	2,000	-1,439	9,234	35	130	865	0
Settlers Life Ins Co	WI	0	-19	98	1	0	13	0
Shenandoah Life Ins Co	VA	0	-35	585	4	0	5	0
Standard Ins Co	OR	1,839	-4,395	241,214	1,014	1,885	19,695	85
Standard Life & Accident Ins Co	TX	5	-24	1,191	4	0	0	0
Standard Security Life Ins Co of NY	NY	0	-6	73	1	0	0	0
Starmount Life Ins Co	ME	0	0	75	1	0	0	0

LIFE ANNUITY TOTAL BUSINESS 2018 (\$000)

Company Name	Dom	Issued During Current Year	Ceased In Force During Current Year	In Force End of Year	Life Insurance Premiums	Annuity Considerations	Claims and Benefits Paid	Dividends
State Farm Life Ins Co	IL	361,573	-257,053	3,330,841	15,446	1,452	8,765	1,349
State Life Ins Co	IN	725	-116	2,509	181	195	473	1
State Mut Ins Co	GA	0	-1	47	3	0	1	1
Sterling Investors Life Ins Co	IN	0	0	0	2	0	0	0
Sun Life & Hlth Ins Co	MI	0	0	126	1	0	0	0
Sunset Life Ins Co of Amer	MO	0	-4,081	30,265	214	1	397	4
Surety Life Ins Co	NE	0	-222	6,042	51	0	12	0
Swiss Re Life & Hlth Amer Inc	MO	0	0	0	0	0	5	0
Symetra Life Ins Co	IA	56,524	-35,930	838,510	2,185	2,342	5,803	0
Talcott Resolution Life & Ann Ins Co	CT	0	-25,395	332,527	1,186	0	9,099	0
Talcott Resolution Life Ins Co	CT	0	-62,082	1,062,923	86	31	100,661	0
Teachers Ins & Ann Assoc of Amer	NY	0	-1,706	13,481	256	13,865	10,384	169
Texas Life Ins Co	TX	9,140	-3,402	64,365	533	0	117	0
The Cincinnati Life Ins Co	OH	5,183	-568	31,093	75	0	10	0
The Savings Bank Mut Life Ins Co of	MA	15,587	-9,123	174,064	196	0	25	10
Thrivent Life Ins Co	WI	0	-25	5,251	26	97	377	0
TIAA Cref Life Ins Co	NY	12,203	55	66,002	467	191	1	0
Time Ins Co II	PR	430	-443	746	20	0	0	0
Trans World Assur Co	CA	907	-338	7,474	14	0	8	0
Transamerica Advisors Life Ins Co	AR	0	-220	21,108	25	0	1,919	0
Transamerica Financial Life Ins Co	NY	0	-64	2,714	27	0	2,541	0
Transamerica Life Ins Co	IA	24,376	-72,480	657,296	3,256	4,953	10,633	25
Transamerica Premier Life Ins Co	IA	12,077	-24,645	293,534	2,174	1,863	8,789	0
Trustmark Ins Co	IL	76	-1,552	1,135	33	0	79	0
Trustmark Life Ins Co	IL	0	45	205	1	0	5	0
Unified Life Ins Co	TX	0	-1	128	1	-1	8	0
Unimerica Ins Co	WI	0	0	0	0	0	0	0
Union Fidelity Life Ins Co	KS	0	-93	965	21	0	93	0
Union Labor Life Ins Co	MD	200	-1,909	17,112	121	0	9	0
Union Security Ins Co	KS	0	-7,479	173,501	589	61	1,619	9
United Amer Ins Co	NE	45	-5	120	2	0	0	0
United Fidelity Life Ins Co	TX	0	-24	481	11	0	3	0

LIFE ANNUITY TOTAL BUSINESS 2018 (\$000)

Company Name	Dom	Issued During Current Year	Ceased In Force During Current Year	In Force End of Year	Life Insurance Premiums	Annuity Considerations	Claims and Benefits Paid	Dividends
United Heritage Life Ins Co	ID	195	-309	1,854	10	0	64	1
United Of Omaha Life Ins Co	NE	41,889	8,169	484,845	2,342	257	3,351	0
United Security Assur Co of PA	PA	0	-5	60	1	0	0	0
United States Life Ins Co in the Cit	NY	0	-39,853	3,496	-245	0	749	0
United World Life Ins Co	NE	0	-33	294	3	0	11	0
UnitedHealthcare Ins Co	CT	406	-4,324	8,169	23	0	0	0
Unum Life Ins Co of Amer	ME	72,082	78,557	2,547,251	4,719	0	3,907	8
US Br Great West Life Assur Co	MI	0	-451	1,447	13	0	9	5
US Br Sun Life Assur Co of Canada	MI	23,429	41,395	230,281	638	0	704	122
US Business of Canada Life Assur Co	MI	0	-1,876	24,863	206	0	473	16
US Financial Life Ins Co	OH	0	-1,620	27,324	130	0	457	0
USAA Life Ins Co	TX	152,716	-142,770	2,140,839	5,087	5,991	9,614	143
USAble Life	AR	220	-234,161	226,759	1,261	0	765	0
Vantis Life Ins Co	CT	3,050	-2,874	1,258	5	553	24	0
Variable Ann Life Ins Co	TX	0	0	0	0	9,349	18,748	0
Voya Ins & Ann Co	IA	0	-223	1,138	16	94	6,932	14
Voya Retirement Ins & Ann Co	CT	0	-1,905	11,518	99	17,582	20,628	0
Washington Natl Ins Co	IN	0	-37	2,995	24	1	120	1
West Coast Life Ins Co	NE	0	-23,609	233,160	474	0	40	2
Western Southern Life Assur Co	OH	0	415	6,302	67	900	1,956	0
Western United Life Assur Co	WA	0	0	0	0	299	496	0
Wilcac Life Ins Co	IL	0	-820	2,934	58	0	259	11
Wilco Life Ins Co	IN	0	16,880	17,137	145	0	1,038	2
Wilton Reassur Life Co of NY	NY	0	-52	3,746	19	0	32	0
Zurich Amer Life Ins Co	IL	0	9,579	373,676	10,831	13	555	0
Total Companies: 277		7,275,276	-3,429,965	67,931,598	446,227	395,457	1,449,212	25,025

HEALTH INSURERS

Recap **44**

Claims Survey **44**

Individual **45**

Group **46**

Admitted Companies **47**

Market Share **48-49**

Total Business **50-54**

ACCIDENT & HEALTH RECAP 2018 (\$000)

	Premiums	Direct Earned Premiums	Direct Losses Paid	Direct Losses Incurred
Group				
Property	9,426	9,239	7,277	5,521
Life	246,771	245,056	185,405	190,106
Health	286,801	286,641	229,580	231,721
Subtotal	542,999	540,937	422,262	427,348
Credit				
Property	51	68	28	11
Life	128	308	11	(3)
Subtotal	179	376	40	8
Federal Employees Health Benefits Program*				
Life	15,871	15,857	20,677	20,814
Health	421,155	421,155	399,681	403,979
Subtotal	437,026	437,012	420,358	424,792
Medicare Title XVIII*				
Life	19,734	19,937	16,504	16,313
Health	16,459	14,570	11,217	11,353
Subtotal	36,193	34,507	27,721	27,666
All Other				
Property	5,919	6,215	2,902	3,575
Life	38,859	38,936	18,354	23,757
Health	202,013	197,585	195,256	200,323
Fraternal	419	419	334	398
Subtotal	247,210	243,156	216,845	228,053
Total	1,263,607	1,255,987	1,087,226	1,107,867

Note: Health insurance coverage is written by various types of companies. These companies may be structured differently and may have different reporting requirements based on their type. This section on health insurance coverage written in Alaska reports information regardless of the type of insurer except where noted.

*Premium taxes are not charged on federal programs.

HEALTH INSURANCE CLAIMS SURVEY 2018

Total # of claims incurred during the reporting year?	2,058,969
1. Of the incurred claims, how many of these were CLEAN claims*?	1,952,696
A. Of the incurred CLEAN claims, how many of these were paid within 30 days of receipt of initial claim?	1,912,102
2. Of the incurred claims, how many of these were not CLEAN claims?	106,273
A. Of the incurred claims that were not CLEAN, how many provided notice within 30 days of receipt of initial claim?	102,402
B. Of the incurred claims that were not CLEAN, how many of these were paid within 15 days after receipt of information requested OR within the 30 after receipt of the initial claim?	47,157
3. Of the incurred claims, how many had INTEREST PAID during the reporting year due to late payment of claims?	3,303
A. Of the incurred claims that had INTEREST PAID, what is the total dollar amount paid during the reporting year due to late payment of claims?	182,928
4. Of all claims (regardless of service date), how many external healthcare reviews were requested by a consumer to be considered under 3 AAC 28.954 during 2018?	46
A. How many were expedited?	0
B. Of the claims that were requested for external review, how many received a determination by the independent review organization?	41
C. Of the claims that received a determination, how many were paid?	11

Please note that #4 is asking for all claims, not just those incurred during 2018.

*"Clean claim" means a claim that does not have a defect or impropriety, including a lack of any required substantiating documentation, or a particular circumstance requiring special treatment that prevents timely payment of the claim.

INDIVIDUAL HEALTH INSURANCE 2018

Product	# New Policies Issued	# Policies Terminated	# Policies In Force End of Year	# Individuals Covered End of Year	Member Months	Direct Premium Paid	Direct Losses Paid
Comprehensive Major Medical							
Association	-	-	-	-	-	93,189	7,955
Direct	4,400	4,222	11,511	17,503	228,360	177,026,963	176,779,259
Short-Term Medical	-	-	140	209	3,018	475,129	196,566
Accident or AD&D	10,721	9,060	83,503	128,033	1,528,399	5,349,111	1,656,667
Dental	944	616	2,296	3,228	37,804	1,451,129	606,183
Disability Income	1,695	1,857	8,257	8,390	98,646	10,198,829	5,320,131
Fixed Indemnity	1,300	1,370	5,478	9,334	107,761	2,778,648	841,982
Long Term Care	63	141	4,835	5,159	62,390	11,554,309	6,200,101
Medicare Supplement	1,630	547	6,516	6,610	71,292	12,336,345	8,963,580
Specified Disease	1,858	1,951	10,473	18,759	214,421	5,297,880	2,268,140
Vision	432	364	1,097	1,971	17,489	316,634	130,554
Other*	-	1	29	29	352	1,035	15,999
Total**	23,043	20,129	134,135	199,225	2,369,931	226,879,202	202,987,119

*Other includes Health – Travel, Home Care, Recovery Care.

**Totals must balance to the NAIC Annual statement Alaska State Page, as described in the instructions for this Health Insurance Survey.

GROUP HEALTH INSURANCE 2018

Product	# New Policies Issued	# Policies Terminated	# Policies In Force End of Year	# Individuals Covered End of Year	Member Months	Direct Premium Paid	Direct Losses Paid
Comprehensive Major Medical							
Single Employer (1-50 employees)	330	399	1,415	14,658	177,154	139,226,103	110,104,252
Single Employer (51+ employees)	78	42	469	24,635	298,827	185,507,494	159,998,816
Multiple Employer Assoc or Trust	0	0	2	1,348	17,590	13,883,893	12,183,517
Other Group	149	0	159	866	10,393	1,604,345	949,685
Accident or AD&D	534	423	2,691	366,845	3,997,116	11,682,833	2,661,756
Dental	570	686	1,892	48,103	654,141	28,265,812	24,121,086
Disability Income	145	103	925	121,835	1,465,739	51,714,111	27,810,587
Fixed Indemnity	51	482	973	4,492	41,995	1,224,780	1,052,336
Long Term Care	3	58	272	1,872	22,770	2,154,602	1,367,728
Medicare Supplement	1,600	1,292	9,909	10,019	117,963	18,855,444	16,674,231
Specified Disease	85	85	375	10,321	117,016	2,719,029	397,851
Vision	87	77	501	85,367	492,728	3,781,497	2,437,621
Other*	23	49	86	92,718	1,063,319	1,112,270	577,784
Total**	3,655	3,696	19,669	783,079	8,476,750	461,732,214	360,337,250
Other Business							
Stop Loss	139	106	556	134,342	1,467,440	94,389,378	70,599,467
Administrative Services Only	484	307	830	225,840	2,718,543		
Administrative Service Contracts	0	0	2	74,668	889,875		

*Other includes Student Health - Travel, Hospital Surgical Expense, Limited Benefit, etc.

**Totals must balance to the NAIC Annual statement Alaska State Page, as described in the instructions for this Health Insurance Survey.

ADMITTED COMPANIES 2018 - HEALTH (\$000)

NAIC #	Company Name	Assets	Surplus
63444	Accendo Ins Co	59,664	27,307
72052	Aetna Hlth Ins Co	23,065	14,326
12567	Care Improvement Plus S Central Ins	727,699	473,047
80799	Celtic Ins Co	1,918,557	459,159
86371	Clover Ins Co	107,665	35,059
81973	Coventry Hlth & Life Ins Co	1,251,184	963,924
81396	Delta Dental Ins Co	321,065	171,653
54941	Delta Dental Plan of OR	178,963	144,196
73474	Dentegra Ins Co	82,706	46,978
67636	DSM USA Ins Co Inc	10,183	8,984
88595	EmpheSys Ins Co	4,361	4,323
12747	Envision Ins Co	496,667	51,821
85286	Fresenius Hlth Plans Ins Co	46,673	29,172
78611	HCSC Ins Serv Co	1,043,872	247,812
70670	Health Care Serv Corp A Mut Legal Re	26,725,564	16,859,339
12902	Healthspring Life & Hlth Ins Co Inc	1,060,304	562,746
71768	HM Hlth Ins Co	27,923	22,148
60052	Humana Benefit Plan of IL Inc	551,035	328,463
73288	Humana Ins Co	7,233,381	3,720,673
70580	Humana Dental Ins Co	101,009	55,617

NAIC #	Company Name	Assets	Surplus
63762	Medco Containment Life Ins Co	1,163,620	388,356
18750	Merit Hlth Ins Co	127,559	53,456
47098	Moda Hlth Plan Inc	316,994	130,757
88080	Omaha Hlth Ins Co	19,528	9,407
67660	Pennsylvania Life Ins Co	21,073	19,565
47570	Premera Blue Cross	3,133,807	2,193,021
61700	Renaissance Life & Hlth Ins Co of Am	95,262	67,841
71420	Sierra Hlth & Life Ins Co Inc	4,126,484	2,116,487
12575	SilverScript Ins Co	2,371,801	998,844
84549	Symphonix Hlth Ins Inc	338,035	104,884
14208	Tongass Timber Ins Exchange	4,161	3,377
85766	United Concordia Ins Co	316,224	222,061
97772	US Hlth & Life Ins Co Inc	28,421	13,669
39616	Vision Serv Plan Ins Co	295,690	174,481
53031	VSP Vision Care Inc	49,259	22,672
83445	Wellcare Hlth Ins of AZ Inc	201,696	64,634
64467	Wellcare Hlth Ins of KY Inc	811,504	362,949
10155	Wellcare Prescription Ins Inc	1,136,511	191,646
12339	Western Grocers Employee Benefit Tru	6,605	3,279
Total Companies: 39		56,535,772	31,368,136

ACCIDENT & HEALTH MARKET SHARE 2018 (\$000)

Group		
Company Name	% of Market	Direct Premis Written
Premera Blue Cross	49.20%	267,140
Aetna Life Ins Co	11.04%	59,940
UnitedHealthcare Ins Co	6.38%	34,648
Metropolitan Life Ins Co	3.44%	18,671
Lifewise Assur Co	2.75%	14,935
Cigna Hlth & Life Ins Co	2.00%	10,862
Reliastar Life Ins Co	1.89%	10,253
Unum Life Ins Co Of Amer	1.79%	9,739
HCC Life Ins Co	1.76%	9,552
US Br Sun Life Assur Co of Canada	1.73%	9,370
Moda Hlth Plan Inc	1.71%	9,286
Nationwide Life Ins Co	1.25%	6,796
Union Labor Life Ins Co	1.06%	5,781
Principal Life Ins Co	1.02%	5,549
Symetra Life Ins Co	0.91%	4,945
Life Ins Co Of N Amer	0.82%	4,468
Tongass Timber Ins Exchange	0.80%	4,366
Companion Life Ins Co	0.80%	4,329
Guardian Life Ins Co Of Amer	0.74%	4,015
Health Care Serv Corp A Mut Legal Re	0.73%	3,967

Credit		
Company Name	% of Market	Direct Premis Written*
Minnesota Life Ins Co	35.14%	63
American Republic Ins Co	25.19%	45
American Bankers Ins Co of FL	19.43%	35
American Bankers Life Assur Co of FL	9.95%	18
CMFG Life Ins Co	4.40%	8
American Security Ins Co	3.66%	7
Central States Ind Co of Omaha	3.04%	5
State Farm Mut Auto Ins Co	1.35%	2
Transamerica Cas Ins Co	1.25%	2
Securian Life Ins Co	0.03%	0
Transamerica Life Ins Co	0.01%	0
Langhorne Reins AZ Ltd	-0.02%	0
Protective Life Ins Co	-0.37%	-1
Central States H & L Co of Omaha	-0.49%	-1
American Natl Ins Co	-2.56%	-5

Federal Employees Health Benefits		
Company Name	% of Market	Direct Premis Written
Premera Blue Cross	96.37%	421,155
Aetna Life Ins Co	3.63%	15,871

Medicare Title XVIII		
Company Name	% of Market	Direct Premis Written
Humana Ins Co	25.88%	9,366
UnitedHealthcare Ins Co	22.65%	8,197
Aetna Life Ins Co	19.94%	7,216
Cigna Hlth & Life Ins Co	10.23%	3,704
Sierra Hlth & Life Ins Co Inc	6.92%	2,503
Envision Ins Co	4.29%	1,551
SilverScript Ins Co	3.27%	1,182
Medco Containment Life Ins Co	2.19%	791
Wellcare Prescription Ins Inc	2.12%	768
First Hlth Life & Hlth Ins Co	1.70%	617
Symphonix Hlth Ins Inc	0.82%	297
Unicare Life & Hlth Ins Co	0.00%	1

All Other		
Company Name	% of Market	Direct Premis Written
Premera Blue Cross	79.31%	196,057
American Family Life Assur Co of Col	4.29%	10,612
Delta Dental Plan of OR	1.58%	3,918
State Farm Mut Auto Ins Co	1.40%	3,453
Genworth Life Ins Co	1.39%	3,446
Mutual Of Omaha Ins Co	1.29%	3,179
VSP Vision Care Inc	1.24%	3,075
Colonial Life & Accident Ins Co	0.80%	1,972
Humana Ins Co	0.74%	1,827
New York Life Ins Co	0.68%	1,676
Berkshire Life Ins Co of Amer	0.66%	1,633
John Hancock Life Ins Co USA	0.56%	1,390
American Fidelity Assur Co	0.49%	1,211
Northwestern Mut Life Ins Co	0.45%	1,108
Loyal Amer Life Ins Co	0.34%	832
USAA Life Ins Co	0.33%	827
Metropolitan Life Ins Co	0.33%	816
Provident Life & Accident Ins Co	0.32%	785
Principal Life Ins Co	0.30%	739
American Alt Ins Corp	0.29%	713

*Premiums under \$500 are rounded to zero.

ACCIDENT & HEALTH MARKET SHARE 2018 (\$000)

Total		
Company Name	% of Market	Direct Prems Written
Premera Blue Cross	70.10%	884,352
Aetna Life Ins Co	6.59%	83,121
UnitedHealthcare Ins Co	3.40%	42,845
Metropolitan Life Ins Co	1.54%	19,487
Lifewise Assur Co	1.18%	14,935
Cigna Hlth & Life Ins Co	1.17%	14,775
Humana Ins Co	0.89%	11,216
American Family Life Assur Co of Col	0.84%	10,613
Reliastar Life Ins Co	0.81%	10,253
Unum Life Ins Co Of Amer	0.79%	9,994
HCC Life Ins Co	0.76%	9,552
US Br Sun Life Assur Co of Canada	0.74%	9,370
Nationwide Life Ins Co	0.54%	6,799
Principal Life Ins Co	0.50%	6,288
Moda Hlth Plan Inc	0.46%	5,842
Union Labor Life Ins Co	0.46%	5,782
Symetra Life Ins Co	0.39%	4,945
Life Ins Co Of N Amer	0.36%	4,481
Tongass Timber Ins Exchange	0.35%	4,366
Companion Life Ins Co	0.34%	4,329

ACCIDENT & HEALTH TOTAL BUSINESS 2018 (\$000)

Company Name	DOM	Direct Written Prem	Direct Earned Prem	Dividends Paid	Direct Losses Paid	Direct Losses Incurred
21st Century Premier Ins Co	PA	0	0	0	0	0
4 Ever Life Ins Co	IL	698	698	0	221	227
AAA Life Ins Co	MI	110	111	0	13	75
Ability Ins Co	NE	5	5	0	37	258
Accendo Ins Co	UT	0	0	0	0	0
Ace Amer Ins Co	PA	1,741	1,418	0	611	697
Aegis Security Ins Co	PA	0	0	0	0	0
Aetna Hlth & Life Ins Co	CT	2	2	0	3	4
Aetna Life Ins Co	CT	83,121	82,591	0	77,479	77,725
Allianz Life Ins Co Of N Amer	MN	287	289	0	2	-7
Allstate Life Ins Co	IL	65	63	0	9	4
American Alt Ins Corp	DE	713	713	0	0	122
American Bankers Ins Co Of FL	FL	35	35	0	0	-3
American Bankers Life Assur Co Of FL	FL	18	18	0	1	0
American Family Life Assur Co of Col	NE	10,613	10,685	0	3,490	3,508
American Fidelity Assur Co	OK	2,049	1,961	0	836	1,243
American Gen Life Ins Co	TX	144	145	0	36	-119
American Heritage Life Ins Co	FL	1,178	1,177	0	251	249
American Hlth & Life Ins Co	TX	37	37	0	0	0
American Home Assur Co	NY	2	3	0	0	0
American Income Life Ins Co	IN	275	275	0	27	20
American Natl Ins Co	TX	-4	127	0	4	-7
American Natl Life Ins Co Of TX	TX	2	2	0	0	0
American Public Life Ins Co	OK	11	11	0	2	1
American Republic Ins Co	IA	72	75	0	17	15
American Security Ins Co	DE	7	7	0	0	0

Company Name	DOM	Direct Written Prem	Direct Earned Prem	Dividends Paid	Direct Losses Paid	Direct Losses Incurred
American United Life Ins Co	IN	0	0	0	43	23
Americo Fin Life & Ann Ins Co	TX	1	1	0	0	0
Ameritas Life Ins Corp	NE	849	855	0	354	372
Amex Assur Co	IL	108	110	0	4	-1
Arch Ins Co	MO	67	77	0	26	15
Assurity Life Ins Co	NE	102	102	0	45	198
Athene Annuity & Life Assur Co	DE	22	21	0	0	0
Atlantic Specialty Ins Co	NY	0	0	0	0	0
AXA Equitable Life Ins Co	NY	100	103	0	1,157	1,154
Axis Ins Co	IL	50	64	0	0	11
Baltimore Life Ins Co	MD	0	0	0	0	0
Bankers Fidelity Life Ins Co	GA	36	0	0	0	0
Bankers Life & Cas Co	IL	81	116	1	457	67
Banner Life Ins Co	MD	6	6	0	0	0
BCS Ins Co	OH	22	22	0	60	60
Benchmark Ins Co	KS	2,119	2,119	0	794	528
Berkley Life & Hlth Ins Co	IA	770	773	0	408	502
Berkshire Hathaway Specialty Ins Co	NE	397	397	0	105	320
Berkshire Life Ins Co of Amer	MA	1,633	1,594	0	166	873
Best Life & Hlth Ins Co	TX	251	251	0	90	94
Boston Mut Life Ins Co	MA	3	3	0	0	0
Brighthouse Life Ins Co	DE	54	77	0	171	-53
Catlin Ins Co	TX	11	5	0	1	1
Celtic Ins Co	IL	4	4	0	0	0
Central States H & L Co Of Omaha	NE	14	184	0	15	-24
Central States Ind Co Of Omaha	NE	6	6	0	9	0

ACCIDENT & HEALTH TOTAL BUSINESS 2018 (\$000)

Company Name	DOM	Direct Written Prem	Direct Earned Prem	Dividends Paid	Direct Losses Paid	Direct Losses Incurred
Centre Life Ins Co	MA	19	20	0	1	1
Chesapeake Life Ins Co	OK	398	399	0	23	29
Cigna Hlth & Life Ins Co	CT	14,775	14,596	0	13,888	14,144
CMFG Life Ins Co	IA	565	566	0	307	306
Colonial Life & Accident Ins Co	SC	2,703	2,734	0	884	878
Colonial Penn Life Ins Co	PA	32	31	0	23	22
Colorado Bankers Life Ins Co	NC	1	1	0	0	0
Combined Ins Co Of Amer	IL	59	60	0	29	42
Commercial Travelers Life Ins Co	NY	0	0	0	0	0
Companion Life Ins Co	SC	4,329	4,329	0	933	963
Connecticut Gen Life Ins Co	CT	6	11	0	3	6
Constitution Life Ins Co	TX	23	23	0	0	0
Continental Amer Ins Co	NE	803	817	0	118	124
Continental Cas Co	IL	675	1,193	0	1,125	509
Continental Gen Ins Co	TX	96	101	0	87	184
Country Life Ins Co	IL	119	121	0	36	40
Dearborn Natl Life Ins Co	IL	0	0	0	2	2
Delta Dental Ins Co	DE	668	656	0	711	711
Delta Dental Plan of OR	OR	3,918	3,918	0	3,013	2,961
Elips Life Ins Co	MO	0	0	0	0	0
Envision Ins Co	OH	1,551	1,551	0	1,182	1,440
Equitable Life & Cas Ins Co	UT	29	29	0	52	57
Family Heritage Life Ins Co Of Amer	OH	40	39	0	8	8
Family Life Ins Co	TX	1	1	0	0	7
Farmers New World Life Ins Co	WA	3	3	0	1	1
Federal Ins Co	IN	221	192	0	280	271

Company Name	DOM	Direct Written Prem	Direct Earned Prem	Dividends Paid	Direct Losses Paid	Direct Losses Incurred
Federal Life Ins Co	IL	0	0	0	0	0
Fidelity Life Assn A Legal Reserve L	IL	0	0	0	-3	-2
Fidelity Security Life Ins Co	MO	883	882	0	401	775
First Hlth Life & Hlth Ins Co	TX	667	714	0	678	680
Forethought Life Ins Co	IN	40	40	0	0	0
Garden State Life Ins Co	TX	0	0	0	0	0
Genworth Life & Ann Ins Co	VA	5	5	0	1	1
Genworth Life Ins Co	DE	3,851	3,921	0	1,015	1,349
Gerber Life Ins Co	NY	291	294	0	261	277
Globe Life & Accident Ins Co	NE	142	163	0	52	62
Golden Rule Ins Co	IN	295	288	0	69	75
Government Employees Ins Co	MD	1	1	0	0	0
Government Personnel Mut Life Ins Co	TX	4	4	0	4	4
Great Amer Ins Co	OH	3	3	0	3	3
Great Midwest Ins Co	TX	217	217	0	76	76
Great Northern Ins Co	IN	1	1	0	0	0
Great Southern Life Ins Co	TX	16	17	0	6	6
Great W Life & Ann Ins Co	CO	151	131	0	153	146
Guarantee Trust Life Ins Co	IL	21	21	0	6	8
Guardian Life Ins Co Of Amer	NY	4,289	4,265	14	2,825	2,966
Hartford Fire Ins Co	CT	1	0	0	0	0
Hartford Life & Accident Ins Co	CT	3,110	3,143	0	2,055	2,066
HCC Life Ins Co	IN	9,552	9,552	0	9,373	8,550
Health Care Serv Corp A Mut Legal Re	IL	4,081	4,081	0	5,146	5,016
Heartland Natl Life Ins Co	IN	5	5	0	4	4
HM Life Ins Co	PA	0	0	0	1	-27

ACCIDENT & HEALTH TOTAL BUSINESS 2018 (\$000)

Company Name	DOM	Direct Written Prem	Direct Earned Prem	Dividends Paid	Direct Losses Paid	Direct Losses Incurred
Horace Mann Life Ins Co	IL	12	-1	0	24	9
Humana Ins Co	WI	11,216	11,193	0	8,008	7,740
Humanadental Ins Co	WI	403	402	0	183	177
Independence Amer Ins Co	DE	192	189	0	4	0
Independent Order Of Foresters Us Br	NY	4	4	0	0	0
Individual Assur Co Life Hlth & Acc	OK	22	21	0	13	13
Insurance Co of N Amer	PA	0	0	0	5	5
Jackson Natl Life Ins Co	MI	-14	-13	0	331	331
Jefferson Natl Life Ins Co	TX	0	0	0	0	0
John Alden Life Ins Co	WI	5	5	0	1	0
John Hancock Life & Hlth Ins Co	MA	127	127	0	0	0
John Hancock Life Ins Co USA	MI	1,844	1,857	0	1,193	1,953
Kansas City Life Ins Co	MO	144	143	0	77	84
Knights Of Columbus	CT	35	35	0	0	0
Langhorne Reins AZ Ltd	AZ	0	0	0	0	0
Liberty Life Assur Co Of Boston	NH	937	968	0	720	1,152
Liberty Natl Life Ins Co	NE	19	19	0	0	0
Life Ins Co Of N Amer	PA	4,481	4,601	0	3,215	5,505
Life Ins Co Of The Southwest	TX	0	0	0	0	0
LifeMap Assur Co	OR	0	0	0	0	0
LifeSecure Ins Co	MI	228	229	0	0	0
Lifewise Assur Co	WA	14,935	14,918	0	5,662	7,097
Lincoln Benefit Life Co	NE	168	169	0	5	7
Lincoln Heritage Life Ins Co	IL	0	0	0	0	0
Lincoln Life & Ann Co of NY	NY	2	2	0	0	0
Lincoln Natl Life Ins Co	IN	1,662	1,672	0	654	631

Company Name	DOM	Direct Written Prem	Direct Earned Prem	Dividends Paid	Direct Losses Paid	Direct Losses Incurred
Loyal Amer Life Ins Co	OH	832	832	0	755	789
Lumico Life Ins Co	MO	0	0	0	0	0
Madison Natl Life Ins Co Inc	WI	38	37	0	8	6
Manhattan Life Ins Co	NY	8	8	0	7	7
ManhattanLife Assur Co of Amer	AR	17	18	0	2	2
Markel Ins Co	IL	13	13	0	0	-1
Massachusetts Mut Life Ins Co	MA	363	372	11	11	2
Medamerica Ins Co	PA	59	60	0	0	0
Medco Containment Life Ins Co	PA	791	791	0	609	765
Medico Ins Co	IA	23	23	0	33	33
Metropolitan Life Ins Co	NY	19,487	18,391	0	8,421	8,710
Metropolitan Tower Life Ins Co	NE	1	2	0	0	0
Mid West Natl Life Ins Co Of TN	TX	17	17	0	1	1
Minnesota Life Ins Co	MN	1,587	1,573	0	100	85
Moda Hlth Plan Inc	OR	5,842	5,842	0	9,894	8,321
Mony Life Ins Co	NY	78	81	46	35	35
Mutual Of Amer Life Ins Co	NY	36	36	0	13	13
Mutual Of Omaha Ins Co	NE	3,302	3,256	0	1,877	1,939
National Benefit Life Ins Co	NY	0	0	0	0	0
National Cas Co	OH	0	0	0	0	0
National Guardian Life Ins Co	WI	5	5	0	1	1
National Hlth Ins Co	TX	1,244	1,262	0	582	705
National Life Ins Co	VT	11	15	0	0	0
National Teachers Assoc Life Ins Co	TX	7	7	0	7	5
National Union Fire Ins Co Of Pitts	PA	1,663	1,578	0	594	463

ACCIDENT & HEALTH TOTAL BUSINESS 2018 (\$000)

Company Name	DOM	Direct Written Prem	Direct Earned Prem	Dividends Paid	Direct Losses Paid	Direct Losses Incurred
Nationwide Life Ins Co	OH	6,799	6,799	0	6,414	7,723
Natl Foundation Life Ins Co	TX	2	2	0	0	0
New England Life Ins Co	MA	4	5	0	0	0
New York Life Ins Co	NY	2,123	2,137	113	1,006	681
North Amer Specialty Ins Co	NH	0	0	0	0	0
North River Ins Co	NJ	0	0	0	0	-19
Northwestern Long Term Care Ins Co	WI	350	358	0	44	566
Northwestern Mut Life Ins Co	WI	1,126	1,114	324	558	3,934
Ohio Natl Life Assur Corp	OH	20	20	0	0	0
Ohio Natl Life Ins Co	OH	4	4	1	39	39
Omaha Ins Co	NE	24	24	0	17	17
Oxford Life Ins Co	AZ	2	2	0	1	1
Pan Amer Life Ins Co	LA	12	12	0	2	2
PartnerRe Amer Ins Co	DE	447	447	0	0	26
Paul Revere Life Ins Co	MA	184	196	0	609	489
Penn Mut Life Ins Co	PA	13	13	0	0	0
Pennsylvania Life Ins Co	PA	-393	-402	0	0	0
Philadelphia Amer Life Ins Co	TX	2	3	0	6	6
Philadelphia Ind Ins Co	PA	31	25	0	0	12
Physicians Life Ins Co	NE	5	5	0	5	5
Physicians Mut Ins Co	NE	324	319	0	187	138
Premera Blue Cross	WA	884,352	880,187	0	797,564	810,748
Principal Life Ins Co	IA	6,288	5,866	0	3,377	3,389
Protective Life Ins Co	TN	2	7	0	0	0
Provident Amer Life & Hlth Ins Co	OH	0	0	0	0	0
Provident Life & Accident Ins Co	TN	787	792	0	218	205
Provident Life & Cas Ins Co	TN	10	10	0	0	0

Company Name	DOM	Direct Written Prem	Direct Earned Prem	Dividends Paid	Direct Losses Paid	Direct Losses Incurred
Prudential Ins Co Of Amer	NJ	3,150	3,065	0	1,637	1,797
QBE Ins Corp	PA	1,281	1,050	0	2,542	1,545
Reliance Standard Life Ins Co	IL	2,380	2,404	0	611	802
Reliastar Life Ins Co	MN	10,253	10,256	0	7,688	7,463
Reliastar Life Ins Co Of NY	NY	34	48	0	122	110
Renaissance Life & Hlth Ins Co of Am	IN	141	141	0	110	109
Reserve Natl Ins Co	OK	15	15	0	11	11
RiverSource Life Ins Co	MN	112	112	0	1	1
Securian Life Ins Co	MN	174	175	0	4	6
Security Natl Life Ins Co	UT	0	0	0	0	0
Senior Hlth Ins Co of PA	PA	48	57	0	309	369
Sentry Ins A Mut Co	WI	0	13	0	0	-7
Sentry Life Ins Co	WI	0	0	0	0	0
Settlers Life Ins Co	WI	1	1	0	0	0
Sierra Hlth & Life Ins Co Inc	NV	2,503	0	0	0	0
SilverScript Ins Co	TN	1,182	1,189	0	744	816
Sirius Amer Ins Co	NY	68	447	0	606	424
St Paul Fire & Marine Ins Co	CT	0	0	0	0	0
Standard Ins Co	OR	1,499	1,398	0	718	824
Standard Life & Accident Ins Co	TX	12	12	0	5	-7
Standard Security Life Ins Co Of NY	NY	323	301	0	169	169
Starmount Life Ins Co	ME	77	77	0	39	39
Starnet Ins Co	IA	0	0	0	0	0
Starr Ind & Liab Co	TX	52	48	0	4	9
State Farm Mut Auto Ins Co	IL	4,211	4,122	0	2,386	2,740
Sterling Life Ins Co	IL	60	59	0	48	47
Symetra Life Ins Co	IA	4,945	4,951	0	5,001	5,278

ACCIDENT & HEALTH TOTAL BUSINESS 2018 (\$000)

Company Name	DOM	Direct Written Prem	Direct Earned Prem	Dividends Paid	Direct Losses Paid	Direct Losses Incurred
Symphonix Hlth Ins Inc	IL	297	433	0	337	271
Talcott Resolution Life & Ann Ins Co	CT	0	0	0	0	0
Talcott Resolution Life Ins Co	CT	119	117	0	32	32
Teachers Ins & Ann Assoc Of Amer	NY	9	9	0	30	149
Thrivent Financial For Lutherans	WI	380	380	0	334	398
TIAA Cref Life Ins Co	NY	0	0	0	0	0
Time Ins Co II	PR	162	162	0	55	60
Tongass Timber Ins Exchange	AK	4,366	3,955	0	4,211	4,300
Transamerica Cas Ins Co	IA	2	2	0	0	0
Transamerica Financial Life Ins Co	NY	10	10	0	0	0
Transamerica Life Ins Co	IA	1,875	1,893	0	1,904	1,620
Transamerica Premier Life Ins Co	IA	1,286	1,387	0	2,220	893
Travelers Ind Co	CT	0	0	0	0	0
Travelers Ind Co Of CT	CT	0	0	0	0	-3
Trustmark Ins Co	IL	23	23	0	57	57
Trustmark Life Ins Co	IL	339	343	0	176	195
Unicare Life & Hlth Ins Co	IN	1	1	0	-6	-6
Unified Life Ins Co	TX	1	1	0	0	0
Unimerica Ins Co	WI	2,091	2,104	0	1,989	1,989
Union Fidelity Life Ins Co	KS	29	29	0	4	4
Union Labor Life Ins Co	MD	5,782	5,818	444	4,205	4,757
Union Security Ins Co	KS	1,247	829	0	685	572
United Amer Ins Co	NE	1,094	1,094	0	756	756
United Concordia Ins Co	AZ	0	0	0	1	1
United Heritage Life Ins Co	ID	1	1	0	0	51
United Of Omaha Life Ins Co	NE	646	651	0	251	263

Company Name	DOM	Direct Written Prem	Direct Earned Prem	Dividends Paid	Direct Losses Paid	Direct Losses Incurred
United States Fire Ins Co	DE	527	527	0	463	317
United States Life Ins Co in the Cit	NY	-107	131	0	435	-34
United World Life Ins Co	NE	38	38	0	40	38
UnitedHealthcare Ins Co	CT	42,845	43,236	0	39,611	39,402
Unum Life Ins Co Of Amer	ME	9,994	10,083	0	8,721	8,284
US Br Great West Life Assur Co	MI	3	3	0	6	1
US Br Sun Life Assur Co of Canada	MI	9,370	9,407	0	7,191	7,191
US Business of Canada Life Assur Co	MI	8	8	0	47	38
US Specialty Ins Co	TX	157	124	0	161	602
USAA Life Ins Co	TX	834	833	0	645	626
USable Life	AR	755	738	0	612	612
Voya Ins & Ann Co	IA	0	0	0	0	0
VSP Vision Care Inc	VA	3,075	3,075	0	2,032	2,068
Washington Natl Ins Co	IN	124	123	0	62	58
Wellcare Prescription Ins Inc	FL	768	768	0	704	646
Western Grocers Employee Benefit Tru	OR	2,167	2,167	0	1,286	1,288
Western United Life Assur Co	WA	0	2	0	2	3
Westport Ins Corp	MO	337	337	0	315	352
Wilco Life Ins Co	IN	1	1	0	0	0
Woodmen World Life Ins Soc	NE	0	0	0	0	0
Zurich Amer Ins Co	NY	16	17	0	34	34
Zurich Amer Life Ins Co	IL	1	1	0	0	0
Total Companies: 257		1,264,110	1,255,987	954	1,087,226	1,107,867

PROPERTY/CASUALTY INSURERS

Recap **56**

Admitted Companies **57-64**

Market Share **65-72**

Total Business **73-80**

TITLE COMPANIES **80**

PROPERTY/CASUALTY RECAP 2018 (\$000)

	Direct Written Prem	% of Total Prem	Direct Earned Prem	Direct Losses Incurred	Loss Ratio
Aggregate write-ins for other lines of business	1,278	0.08%	1,263	2,451	194.03%
Aircraft (all perils)	32,760	2.18%	34,797	26,624	76.51%
All other A&H	1,941	0.13%	1,904	1,082	56.84%
Allied lines	24,709	1.64%	22,842	36,664	160.51%
Boiler and machinery	10,268	0.68%	9,177	109	1.19%
Burglary and theft	734	0.05%	740	237	32.02%
Collectively renewable A&H	1	0.00%	1	0	0.00%
Commercial auto no-fault (personal injury protection)	15	0.00%	7	3	44.27%
Commercial auto physical damage	15,502	1.03%	14,687	7,774	52.93%
Commercial multiple peril (liability portion)	33,145	2.20%	33,110	8,157	24.64%
Commercial multiple peril (non-liability portion)	62,527	4.16%	61,660	30,337	49.20%
Credit	2,400	0.16%	3,174	1,144	36.05%
Credit A&H (group and individual)	51	0.00%	68	11	15.52%
Earthquake	22,185	1.47%	20,576	60,303	293.08%
Excess workers' compensation	3,056	0.20%	3,188	7,179	225.18%
Farmowners multiple peril	641	0.04%	630	127	20.23%
Federal employees health benefits plan premium	0	0.00%	0	0	0.00%
Federal flood	1,535	0.10%	1,579	76	4.82%
Fidelity	2,277	0.15%	2,257	521	23.06%
Financial guaranty	197	0.01%	1,104	0	0.00%
Fire	37,140	2.47%	36,556	11,232	30.73%
Group accident and health	9,426	0.63%	9,239	5,521	59.75%
Guaranteed renewable A&H	1	0.00%	1	0	0.00%

	Direct Written Prem	% of Total Prem	Direct Earned Prem	Direct Losses Incurred	Loss Ratio
Homeowners multiple peril	171,394	11.39%	167,423	100,950	60.30%
Inland marine	88,036	5.98%	85,619	24,095	28.14%
Medical professional liability	91,432	6.08%	92,196	34,056	36.94%
Medicare Title XVIII exempt from state taxes or fees	0	0.00%	0	0	0.00%
Mortgage guaranty	17,791	1.18%	17,523	1,462	8.34%
Multiple peril crop	68	0.00%	77	11,602	14,983%
Non-cancelable A&H	0	0.00%	0	0	0.00%
Non-renewable for stated reasons only	16	0.00%	17	10	56.81%
Ocean marine	35,908	2.39%	35,362	25,918	73.29%
Other accident only	79	0.01%	79	2	2.37%
Other commercial auto liability	53,291	3.54%	52,474	18,894	36.01%
Other liability - claims-made	17,834	1.19%	17,588	7,162	40.72%
Other liability - occurrence	69,722	4.63%	71,496	34,878	48.78%
Other private passenger auto liability	283,297	18.83%	280,391	188,280	67.15%
Private crop	0	0.00%	0	0	0.00%
Private flood	591	0.04%	609	6	0.98%
Private passenger auto no-fault (personal injury protection)	0	0.00%	-1	76	0.00%
Private passenger auto physical damage	202,754	13.48%	199,978	124,051	62.03%
Products liability	3,568	0.24%	3,679	642	17.45%
Surety	31,691	2.11%	29,559	8,778	29.70%
Warranty	467	0.03%	1,938	829	42.78%
Workers' compensation	240,151	15.96%	241,926	81,582	33.72%
Total	1,504,407		1,493,923	844,694	

- The information contained in the Statistical & Financial Data reports is based on calendar year data. It should not be used to make determinations about the adequacy or excessiveness of insurance premiums because:
 - Calendar year data does not match losses with the premiums used to pay the losses. In any calendar year, some of the losses incurred by an insurer in that calendar year will be from policies that were issued in prior years.
 - Incurred loss data includes only amounts that an insurer pays as losses for items such as medical treatment and repairing or replacing damaged property. Loss data in these exhibits does not include other costs associated with settling claims such as attorney fees and adjusting costs. The loss data also does not include an insurer's operating expenses.
- Health business detail and market share are located on pages 44-54.

ADMITTED COMPANIES 2018 - PROPERTY/CASUALTY (\$000)

NAIC #	Company Name	Assets	Surplus	NAIC #	Company Name	Assets	Surplus	NAIC #	Company Name	Assets	Surplus
23833	@Home Ins Co	9,997	9,918	19402	AIG Prop Cas Co	273,317	243,630	19941	American Commerce Ins Co	375,319	107,003
44245	21st Century Assur Co	71,497	71,422	19399	AIU Ins Co	80,046	74,249	10216	American Contractors Ind Co	367,896	126,460
36404	21st Century Cas Co	12,625	12,616	10957	Alamance Ins Co	467,163	359,816	19690	American Economy Ins Co	70,153	69,331
34789	21st Century Centennial Ins Co	612,753	612,437	38733	Alaska Natl Ins Co	1,031,712	501,384	37990	American Empire Ins Co	22,408	21,350
12963	21st Century Ins Co	1,027,495	1,021,700	38687	Alaska Timber Ins Exch	15,653	8,377	43117	American Equity Ins Co	97,965	97,926
32220	21st Century N Amer Ins Co	605,555	582,160	24899	Alea North America Ins Co	162,444	50,348	23450	American Family Home Ins Co	374,142	147,646
23795	21st Century Pacific Ins Co	44,939	44,897	13285	Allegheny Cas Co	34,220	23,652	24066	American Fire & Cas Co	42,420	41,299
20796	21st Century Premier Ins Co	295,104	295,052	35300	Allianz Global Risks US Ins Co	7,970,852	1,929,028	26247	American Guar & Liab Ins	259,288	185,558
22896	Aca Fin Guar Corp	231,006	55,752	22730	Allied World Ins Co	1,917,181	851,363	43494	American Hallmark Ins Co of TX	408,344	138,859
31325	Acadia Ins Co	161,820	53,975	10690	Allied World Natl Assur Co	440,917	148,800	19380	American Home Assur Co	24,665,924	5,921,540
20010	Acceptance Ind Ins Co	299,150	147,614	16624	Allied World Specialty Ins Co	900,158	341,513	21857	American Ins Co	144,170	68,365
12304	Accident Fund Gen Ins Co	250,959	108,215	10212	Allmerica Fin Alliance Ins Co	19,527	19,499	31895	American Interstate Ins Co	1,224,750	383,575
10166	Accident Fund Ins Co of Amer	3,779,474	937,250	41840	Allmerica Fin Benefit Ins Co	50,362	50,342	16810	American Mercury Ins Co	386,343	167,761
12305	Accident Fund Natl Ins Co	186,691	83,220	29688	Allstate Fire & Cas Ins Co	249,317	239,850	15911	American Mining Ins Co	40,725	26,765
26379	Accredited Surety & Cas Co Inc	199,185	66,836	19240	Allstate Ind Co	119,320	103,258	23469	American Modern Home Ins Co	977,415	360,426
22667	Ace Amer Ins Co	25,135,881	5,429,441	19232	Allstate Ins Co	49,167,389	16,864,098	42722	American Modern Prop & Cas Ins Co	72,396	32,299
20702	Ace Fire Underwriters Ins Co	99,202	80,142	36455	Allstate Northbrook Ind Co	55,779	55,307	38652	American Modern Select Ins Co	188,876	58,647
20699	Ace Prop & Cas Ins Co	11,390,139	2,902,364	17230	Allstate Prop & Cas Ins Co	218,768	201,388	28401	American Natl Prop & Cas Co	1,464,140	639,496
19984	ACIG Ins Co	524,483	148,869	37907	Allstate Vehicle & Prop Ins Co	59,436	47,798	12190	American Pet Ins Co	108,700	56,244
22950	Acstar Ins Co	50,610	22,781	32450	ALPS Prop & Cas Ins Co	126,800	41,642	19615	American Reliable Ins Co	273,099	73,944
44318	Admiral Ind Co	63,714	43,623	21296	Alterra Amer Ins Co	21,212	10,159	19631	American Road Ins Co	794,020	323,782
40517	Advantage Workers Comp Ins Co	513,084	220,260	18708	Ambac Assur Corp	3,027,384	1,152,346	42978	American Security Ins Co	1,430,858	534,817
33898	Aegis Security Ins Co	175,562	62,668	19720	American Alt Ins Corp	630,405	214,342	17965	American Sentinel Ins Co	28,650	12,432
36153	Aetna Ins Co of CT	16,597	16,279	21849	American Automobile Ins Co	140,631	79,858	42897	American Serv Ins Co Inc	157,413	27,276
10014	Affiliated Fm Ins Co	3,520,741	1,666,733	10111	American Bankers Ins Co of FL	2,386,605	637,151	41998	American Southern Home Ins Co	124,275	43,087
22837	AGCS Marine Ins Co	336,126	163,485	40789	American Business & Mercantile Ins M	68,262	36,560	19704	American States Ins Co	144,681	135,193
40258	AIG Assur Co	36,043	35,114	20427	American Cas Co of Reading PA	132,096	132,085				

ADMITTED COMPANIES 2018 - PROPERTY/CASUALTY (\$000)

NAIC #	Company Name	Assets	Surplus	NAIC #	Company Name	Assets	Surplus	NAIC #	Company Name	Assets	Surplus
37214	American States Preferred Ins Co	23,780	22,584	43460	Aspen Amer Ins Co	1,041,338	545,312	20044	Berkshire Hathaway Homestate Ins Co	2,879,948	1,495,309
10872	American Strategic Ins Corp	1,577,046	636,127	21865	Associated Ind Corp	103,175	91,873	22276	Berkshire Hathaway Specialty Ins Co	4,755,965	3,480,398
31380	American Surety Co	12,386	10,053	30180	Assured Guar Corp	3,081,482	1,792,961	20095	BITCO Gen Ins Corp	974,286	266,686
40142	American Zurich Ins Co	307,665	241,697	18287	Assured Guar Municipal Corp	5,512,471	2,533,492	26611	Blackboard Ins Co	67,245	40,301
27898	Americas Ins Co	17,389	8,027	29033	Atain Ins Co	84,467	51,475	22250	BlueShore Ins Co	76,424	21,865
12504	Ameriprise Ins Co	50,956	49,335	20931	Atlanta Intl Ins Co	86,799	28,901	27081	Bond Safeguard Ins Co	90,028	41,551
19488	Amerisure Ins Co	929,586	243,264	27154	Atlantic Specialty Ins Co	2,401,978	619,195	11014	Brookwood Ins Co	17,683	17,338
23396	Amerisure Mut Ins Co	2,439,254	984,141	25422	Atradius Trade Credit Ins Co	127,809	76,078	13528	Brotherhood Mut Ins Co	699,714	240,585
11050	Amerisure Partners Ins Co	97,423	23,719	13412	Austin Mut Ins Co	67,250	54,195	14380	Build Amer Mut Assur Co	526,304	413,734
27928	Amex Assur Co	237,794	192,191	19062	Automobile Ins Co of Hartford CT	1,047,629	304,379	20117	California Cas Ind Exch	539,143	191,624
42390	Amguard Ins Co	1,067,021	187,436	10367	Avemco Ins Co	88,447	58,839	38865	California Ins Co	1,094,729	558,491
19976	Amica Mut Ins Co	5,429,814	2,558,277	29530	AXA Art Ins Corp	12,358	12,182	12260	Campmed Cas & Ind Co Inc	20,274	20,252
15954	AmTrust Ins Co of KS Inc	108,835	66,651	33022	AXA Ins Co	251,753	141,200	10472	Capitol Ind Corp	632,914	268,403
34738	Arag Ins Co	92,321	68,205	37273	Axis Ins Co	1,802,770	558,992	10510	Carolina Cas Ins Co	192,862	107,527
30830	Arch Ind Ins Co	123,242	35,407	20370	AXIS Reins Co	3,852,211	967,046	11255	Caterpillar Ins Co	858,206	353,512
11150	Arch Ins Co	3,712,838	912,693	15610	AXIS Specialty Ins Co	414,182	142,809	24503	Catlin Ind Co	101,103	61,507
29114	ARCH Mortgage Assur Co	6,291	5,884	24813	Balboa Ins Co	55,591	53,015	19518	Catlin Ins Co	209,726	50,758
18732	Arch Mortgage Guar Co	49,899	47,697	33162	Bankers Ins Co	139,541	73,032	34274	Central States Ind Co of Omaha	521,055	464,658
40266	ARCH Mortgage Ins Co	1,997,502	308,849	18279	Bankers Standard Ins Co	392,566	199,824	34649	Centre Ins Co	47,898	20,716
10348	Arch Reins Co	1,787,288	1,232,470	38245	BCS Ins Co	336,650	141,915	20710	Century Ind Co	505,483	25,000
13694	Arch Structured Mortgage Ins Co	8,219	8,199	37540	Beazley Ins Co Inc	597,225	172,913	26905	Century Natl Ins Co	96,976	31,477
16926	Areca Ins Exch	28,806	22,365	21970	Bedivere Ins Co	220,354	99,707	25615	Charter Oak Fire Ins Co	942,775	228,733
19860	Argonaut Great Central Ins Co	46,275	27,883	41394	Benchmark Ins Co	425,966	112,752	22810	Chicago Ins Co	76,836	66,326
19801	Argonaut Ins Co	1,917,142	895,678	32603	Berkley Ins Co	18,700,266	5,587,930	12777	Chubb Ind Ins Co	281,998	176,202
19828	Argonaut Midwest Ins Co	22,886	18,074	38911	Berkley Natl Ins Co	158,075	52,978	10052	Chubb Natl Ins Co	270,624	176,647
41459	Armed Forces Ins Exch	131,054	58,668	29580	Berkley Regional Ins Co	811,657	757,944	18767	Church Mut Ins Co	1,831,626	619,858
24678	Arrowood Ind Co	1,077,107	173,154	13070	Berkshire Hathaway Assur Corp	2,214,682	1,908,772	22004	CIM Ins Corp	17,812	17,677
23752	Ascot Ins Co	104,550	102,544	10391	Berkshire Hathaway Direct Ins Co	145,584	130,955	31534	Citizens Ins Co of Amer	1,622,184	703,260

ADMITTED COMPANIES 2018 - PROPERTY/CASUALTY (\$000)

NAIC #	Company Name	Assets	Surplus	NAIC #	Company Name	Assets	Surplus	NAIC #	Company Name	Assets	Surplus
41335	City Natl Ins Co	22,941	13,237	37770	CSAA Gen Ins Co	352,538	143,286	12750	Evergreen Natl Ind Co	48,970	34,428
20532	Clarendon Natl Ins Co	922,276	223,105	10847	Cumis Ins Society Inc	2,050,041	942,355	24961	Everspan Fin Guar Corp	240,060	239,133
15563	Clear Spring Prop & Cas Co	97,505	52,204	21164	Dairyland Ins Co	1,422,404	470,631	35181	Executive Risk Ind Inc	5,520,871	1,584,261
33480	Clermont Ins Co	29,086	23,962	16705	Dealers Assur Co	133,667	74,723	40029	Explorer Ins Co	444,445	157,962
31887	Coface N Amer Ins Co	148,546	48,056	40975	Dentists Ins Co	346,560	165,222	21482	Factory Mut Ins Co	18,464,022	11,241,267
36552	Coliseum Reins Co	269,771	190,472	12718	Developers Surety & Ind Co	676,140	115,393	35157	Fair Amer Ins & Reins Co	229,732	199,445
34347	Colonial Amer Cas & Surety Co	23,861	22,856	42048	Diamond State Ins Co	104,033	28,681	31925	Falls Lake Natl Ins Co	405,957	94,031
10758	Colonial Surety Co	68,020	46,243	36463	Discover Prop & Cas Ins Co	138,228	62,447	41483	Farmington Cas Co	1,076,888	286,234
36927	Colony Specialty Ins Co	66,937	24,057	34495	Doctors Co An Interins Exch	4,130,318	2,014,941	20281	Federal Ins Co	15,689,631	4,789,842
27812	Columbia Ins Co	24,010,720	19,222,054	14702	Eastguard Ins Co	207,915	57,670	13935	Federated Mut Ins Co	6,185,790	3,453,825
19410	Commerce & Industry Ins Co	447,119	421,347	22926	Economy Fire & Cas Co	503,900	371,644	16024	Federated Reserve Ins Co	116,083	55,883
32280	Commercial Cas Ins Co	104,519	63,317	21261	Electric Ins Co	1,308,443	404,551	11118	Federated Rural Electric Ins Exch	573,189	209,153
10220	Commonwealth Ins Co of Amer	9,174	8,770	21326	Empire Fire & Marine Ins Co	58,591	38,622	28304	Federated Serv Ins Co	438,027	257,435
12177	Compwest Ins Co	232,416	142,487	25402	Employers Assur Co	879,785	197,512	39306	Fidelity & Deposit Co of MD	349,290	273,710
32190	Constitution Ins Co	25,589	24,990	20648	Employers Fire Ins Co	11,752	11,683	35386	Fidelity & Guar Ins Co	19,638	18,145
20443	Continental Cas Co	42,862,391	10,411,342	21458	Employers Ins Co of Wausau	6,383,404	1,655,986	25879	Fidelity & Guar Ins Underwriters Inc	156,887	88,921
35289	Continental Ins Co	1,793,388	1,600,063	21415	Employers Mut Cas Co	3,456,849	1,433,742	21075	Financial Amer Prop & Cas Ins Co	9,455	8,081
10804	Continental Western Ins Co	192,906	96,697	10346	Employers Preferred Ins Co	1,388,281	190,053	31453	Financial Pacific Ins Co	260,563	101,760
37206	Contractors Bonding & Ins Co	220,199	114,133	15130	Encompass Ind Co	28,226	26,247	21873	Firemans Fund Ins Co	1,943,918	1,313,284
11860	Copic Ins Co	554,872	285,214	10641	Endurance Amer Ins Co	2,152,783	546,900	21784	Firemens Ins Co of Washington DC	93,349	33,953
10499	CorePointe Ins Co	16,746	14,124	11551	Endurance Assur Corp	2,731,240	1,108,738	37710	First Amer Prop & Cas Ins Co	90,620	34,554
20982	Country Cas Ins Co	89,745	70,728	11232	Enumclaw Prop & Cas Ins Co	8,276	8,189	29980	First Colonial Ins Co	289,760	128,016
20990	Country Mut Ins Co	5,018,274	2,628,526	13634	Essent Guar Inc	2,128,453	872,105	11177	First Fin Ins Co	545,692	430,483
21008	Country Pref Ins Co	281,205	74,027	37915	Essentia Ins Co	78,260	31,451	33588	First Liberty Ins Corp	22,755	22,670
26492	Courtesy Ins Co	962,162	426,413	25712	Esurance Ins Co	193,967	166,369	24724	First Natl Ins Co of Amer	59,401	58,493
18961	Crestbrook Ins Co	147,977	46,529	20516	Euler Hermes N Amer Ins Co	508,850	178,422	13978	Florists Mut Ins Co	133,814	27,647
31348	Crum & Forster Ind Co	55,929	20,128	16044	Everest Denali Ins Co	52,766	26,721	11185	Foremost Ins Co Grand Rapids MI	2,393,674	1,203,335
10921	CSAA Fire & Cas Ins Co	114,751	47,534	10120	Everest Natl Ins Co	775,788	183,764				
				16045	Everest Premier Ins Co	73,409	27,151				
				26921	Everest Reins Co	11,819,171	3,650,594				

ADMITTED COMPANIES 2018 - PROPERTY/CASUALTY (\$000)

NAIC #	Company Name	Assets	Surplus	NAIC #	Company Name	Assets	Surplus	NAIC #	Company Name	Assets	Surplus
11800	Foremost Prop & Cas Ins Co	59,824	18,644	26832	Great Amer Alliance Ins Co	29,547	28,484	32077	Heritage Cas Ins Co	15,516	15,424
41513	Foremost Signature Ins Co	46,186	20,519	26344	Great Amer Assur Co	18,803	18,793	39527	Heritage Ind Co	21,513	18,724
10801	Fortress Ins Co	141,663	67,520	16691	Great Amer Ins Co	8,026,095	1,905,917	10200	Hiscox Ins Co Inc	577,623	178,289
22209	Freedom Specialty Ins Co	69,546	22,910	22136	Great Amer Ins Co of NY	102,372	100,246	17221	Homesite Ins Co	171,651	88,706
21253	Garrison Prop & Cas Ins Co	2,588,112	908,818	31135	Great Amer Security Ins Co	15,748	15,744	13927	Homesite Ins Co of the Midwest	350,178	103,422
28339	Gateway Ins Co	67,285	10,235	33723	Great Amer Spirit Ins Co	17,341	17,334	22578	Horace Mann Ins Co	541,820	174,984
14138	GEICO Advantage Ins Co	3,138,555	1,530,613	25224	Great Divide Ins Co	280,509	70,218	22756	Horace Mann Prop & Cas Ins Co	297,794	112,925
41491	Geico Cas Co	3,932,362	1,230,298	18694	Great Midwest Ins Co	220,482	129,189	25054	Hudson Ins Co	1,363,033	441,493
14139	GEICO Choice Ins Co	1,280,282	513,787	20303	Great Northern Ins Co	613,060	384,987	29068	IDS Prop Cas Ins Co	1,798,131	789,281
35882	Geico Gen Ins Co	209,546	169,923	26654	Great Northwest Ins Co	20,178	8,133	35246	Illinois Ins Co	68,291	34,939
22055	Geico Ind Co	10,106,133	6,028,866	11371	Great West Cas Co	2,196,963	613,033	23817	Illinois Natl Ins Co	58,393	42,605
37923	GEICO Marine Ins Co	161,897	70,531	22322	Greenwich Ins Co	1,462,748	433,508	35408	Imperium Ins Co	407,957	181,302
14137	GEICO Secure Ins Co	714,234	368,719	10019	Greystone Ins Co	1,286,010	523,837	25550	Indemnity Co of CA	17,515	7,991
24414	General Cas Co of WI	889,335	254,502	36650	Guarantee Co of N Amer USA	249,549	199,922	43575	Indemnity Ins Co of North Amer	346,437	152,887
24732	General Ins Co of Amer	111,630	108,881	15032	Guideone Mut Ins Co	1,027,263	353,957	18468	Indemnity Natl Ins Co	125,758	72,539
22039	General Reins Corp	16,067,172	10,550,144	34037	Hallmark Ins Co	291,558	102,607	26581	Independence Amer Ins Co	126,510	82,986
39322	General Security Natl Ins Co	439,099	109,885	36064	Hanover Amer Ins Co	29,452	29,451	14265	Indiana Lumbermens Mut Ins Co	58,902	15,973
11967	General Star Natl Ins Co	231,163	182,954	22292	Hanover Ins Co	8,092,251	2,167,063	22268	Infinity Ins Co	933,743	209,061
11231	Generali US Branch	71,411	35,302	26433	Harco Natl Ins Co	524,557	154,554	22713	Insurance Co of N Amer	357,320	343,139
38962	Genesis Ins Co	178,515	114,174	23582	Harleysville Ins Co	149,368	28,643	19429	Insurance Co of the State of PA	215,345	59,069
37095	Genworth Financial Assur Corp	9,973	9,895	22357	Hartford Accident & Ind Co	11,860,206	2,852,506	27847	Insurance Co of the West	2,788,144	1,109,346
38458	Genworth Mortgage Ins Corp	3,573,525	1,380,560	29424	Hartford Cas Ins Co	2,391,612	893,854	22780	Integon Gen Ins Corp	115,706	6,969
16675	Genworth Mortgage Ins Corp of NC	435,273	224,765	19682	Hartford Fire Ins Co	21,732,044	8,655,212	22772	Integon Ind Corp	207,250	30,042
10799	Geovera Ins Co	110,202	26,289	37478	Hartford Ins Co of The Midwest	658,482	527,352	29742	Integon Natl Ins Co	4,183,412	1,020,046
12254	Glencar Ins Co	131,467	62,570	11452	Hartford Steam Boil Inspec & Ins Co	1,456,830	582,082	11592	International Fidelity Ins Co	228,150	95,875
22063	Government Employees Ins Co	32,565,318	19,766,072	29890	Hartford Steam Boil Inspec Ins Co CT	15,618	13,017	10749	Intrepid Ins Co	37,939	30,965
23809	Granite State Ins Co	39,903	34,875	30104	Hartford Underwriters Ins Co	1,682,545	587,933	23647	Ironshore Ind Inc	235,373	88,423
36307	Gray Ins Co	318,688	127,746	41343	HDI Global Ins Co	479,771	153,763				

ADMITTED COMPANIES 2018 - PROPERTY/CASUALTY (\$000)

NAIC #	Company Name	Assets	Surplus	NAIC #	Company Name	Assets	Surplus	NAIC #	Company Name	Assets	Surplus
24295	Providence Washington Ins Co	117,846	20,420	12521	Safeway Ins Co	595,464	345,828	18023	Star Ins Co	1,806,736	579,588
39217	QBE Ins Corp	2,182,107	740,651	40460	Sagamore Ins Co	191,463	135,725	40045	Starnet Ins Co	243,541	116,022
22705	R&Q Reins Co	179,165	30,411	30058	Scor Reins Co	4,221,150	903,516	38318	Starr Ind & Liab Co	5,332,386	2,023,900
33790	Radian Guar Inc	4,059,598	814,112	15580	Scottsdale Ind Co	95,247	40,694	16109	Starr Specialty Ins Co	44,432	42,313
30872	Radian Mortgage Assur Inc	8,699	8,681	10054	Securian Cas Co	376,103	133,062	25496	StarStone Natl Ins Co	523,080	112,061
15843	Radian Mortgage Guar Inc	19,856	19,839	19879	Security Natl Ins Co	1,165,558	135,175	25127	State Auto Prop & Cas Ins Co	2,448,250	696,154
15756	Radnor Specialty Ins Co	49,177	47,286	22233	Select Ins Co	80,967	80,822	25135	State Automobile Mut Ins Co	2,295,425	765,930
11673	Redwood Fire & Cas Ins Co	1,911,866	655,167	12572	Selective Ins Co of Amer	2,539,671	632,803	25143	State Farm Fire & Cas Co	41,009,728	18,882,521
24449	Regent Ins Co	37,487	32,629	10936	Seneca Ins Co Inc	185,641	145,512	25151	State Farm Gen Ins Co	6,634,867	2,462,917
22179	Republic Ind Co of Amer	2,178,365	411,898	11000	Sentinel Ins Co Ltd	294,493	211,862	25178	State Farm Mut Auto Ins Co	159,865,233	100,753,657
43753	Republic Ind Co of CA	27,341	25,918	12870	Sentruity Cas Co	219,763	50,758	12831	State Natl Ins Co Inc	542,005	394,378
32174	Republic Mort Assur Co	21,525	9,267	28460	Sentry Cas Co	355,549	70,727	25180	Stillwater Ins Co	402,825	171,093
31275	Republic Mortgage Guar Ins Corp	122,901	20,534	24988	Sentry Ins A Mut Co	8,669,419	5,416,786	16578	Stillwater Prop & Cas Ins Co	133,995	119,210
31089	Repwest Ins Co	351,949	216,763	21180	Sentry Select Ins Co	846,027	225,807	11042	Stonetrust Commercial Ins Co	170,276	68,276
43044	Response Ins Co	40,742	38,107	39152	Service Amer Ind Co	12,844	10,186	10340	Stonington Ins Co	16,227	14,514
26050	Response Worldwide Ins Co	12,281	12,235	36560	Service Ins Co	63,484	41,946	40436	Stratford Ins Co	485,535	88,805
36684	Riverport Ins Co	78,955	40,816	37672	Seven Seas Ins Co Inc	26,648	23,687	10909	Sun Surety Ins Co	22,848	11,491
13056	RLI Ins Co	1,845,401	829,775	11347	SFM Mut Ins Co	650,112	164,867	10916	Suretec Ins Co	258,256	107,279
42706	Roche Surety & Cas Co Inc	24,538	10,058	38776	Sirius Amer Ins Co	1,228,021	522,197	25364	Swiss Reins Amer Corp	14,509,416	3,312,368
35505	Rockwood Cas Ins Co	291,067	108,888	38997	Sompo Amer Fire & Mar Ins Co Amer	104,940	73,063	12866	T H E Ins Co	206,736	66,976
10974	Root Ins Co	165,170	73,488	11126	Sompo Amer Ins Co	1,326,319	612,659	41050	TDC Natl Assur Co	351,525	102,484
22314	RSUI Ind Co	3,665,979	1,603,818	12294	Southwest Marine & Gen Ins Co	292,645	66,733	22683	Teachers Ins Co	360,967	143,090
39039	Rural Comm Ins Co	1,916,911	259,444	20613	Sparta Ins Co	194,282	91,805	42376	Technology Ins Co Inc	4,199,981	1,041,475
23132	RVI Amer Ins Co	111,348	75,209	24376	Spinnaker Ins Co	74,367	33,017	29513	The Bar Plan Mut Ins Co	39,984	15,668
24740	Safeco Ins Co of Amer	5,117,281	1,566,471	24767	St Paul Fire & Marine Ins Co	19,476,303	5,704,568	28665	The Cincinnati Cas Co	435,524	398,100
39012	Safeco Ins Co of IL	201,126	190,920	24775	St Paul Guardian Ins Co	76,654	22,829	23280	The Cincinnati Ind Co	135,610	102,118
11215	Safeco Ins Co of IN	15,736	15,634	24791	St Paul Mercury Ins Co	329,756	115,087	10677	The Cincinnati Ins Co	13,147,819	4,919,104
11123	Safety First Ins Co	103,459	72,615	19224	St Paul Protective Ins Co	531,475	218,714	41769	The Travelers Cas Co	214,548	59,201
15105	Safety Natl Cas Corp	8,027,724	2,366,907	19070	Standard Fire Ins Co	3,935,183	1,221,485	25534	TIG Ins Co	2,153,577	528,574
								32301	TNUS Ins Co	64,435	59,182

ADMITTED COMPANIES 2018 - PROPERTY/CASUALTY (\$000)

NAIC #	Company Name	Assets	Surplus	NAIC #	Company Name	Assets	Surplus	NAIC #	Company Name	Assets	Surplus
10945	Tokio Marine Amer Ins Co	1,432,184	510,246	25844	Union Ins Co	144,905	46,712	32778	Washington Intl Ins Co	101,548	85,392
37621	Toyota Motor Ins Co	557,789	236,656	36226	United Cas & Surety Ins Co	21,537	14,971	25585	Watford Ins Co	34,329	17,088
41238	Trans Pacific Ins Co	67,661	54,557	11770	United Financial Cas Co	4,113,923	927,493	26069	Wausau Business Ins Co	32,929	29,942
10952	Transamerica Cas Ins Co	158,418	121,832	13021	United Fire & Cas Co	2,020,197	774,257	26042	Wausau Underwriters Ins Co	133,038	70,051
19453	Transatlantic Reins Co	14,315,254	4,614,110	15873	United Guar Residential Ins Co	1,905,922	312,248	25011	Wesco Ins Co	1,838,679	357,805
28886	Transguard Ins Co of Amer Inc	418,825	193,498	16667	United Guar Residential Ins Co of NC	38,188	21,903	44393	West Amer Ins Co	54,063	51,307
20494	Transportation Ins Co	73,088	73,051	25941	United Serv Automobile Assn	36,922,905	27,600,684	15350	West Bend Mut Ins Co	2,888,865	1,138,062
19038	Travelers Cas & Surety Co	17,473,912	6,647,847	25887	United States Fidelity & Guar Co	3,358,470	984,206	10030	Westchester Fire Ins Co	338,378	217,398
31194	Travelers Cas & Surety Co of Amer	4,256,347	2,111,227	21113	United States Fire Ins Co	4,085,828	1,317,641	27502	Western Gen Ins Co	86,657	22,844
36170	Travelers Cas Co of CT	340,514	85,876	25895	United States Liab Ins Co	1,153,139	722,280	24465	Western Natl Assur Co	73,756	31,579
19046	Travelers Cas Ins Co of Amer	2,027,549	552,654	29157	United WI Ins Co	207,041	123,537	15377	Western Natl Mut Ins Co	1,135,566	492,018
40282	Travelers Commercial Cas Co	339,041	89,911	16063	Unitrin Auto & Home Ins Co	71,016	33,827	13188	Western Surety Co	2,083,835	1,541,567
36137	Travelers Commercial Ins Co	485,154	87,959	13200	Universal Surety of Amer	15,097	15,090	24112	Westfield Ins Co	2,902,735	1,155,569
41750	Travelers Constitution State Ins Co	212,592	59,228	41181	Universal Underwriters Ins Co	336,989	331,044	39845	Westport Ins Corp	5,450,073	1,634,090
25658	Travelers Ind Co	21,617,300	6,633,300	40843	Universal Underwriters of TX Ins	10,822	10,138	11932	White Pine Ins Co	57,033	26,588
25666	Travelers Ind Co of Amer	665,308	182,511	29599	US Specialty Ins Co	2,042,344	593,671	25780	Williamsburg Natl Ins Co	30,801	29,552
25682	Travelers Ind Co of CT	1,121,615	332,787	35416	Us Underwriters Ins Co	163,458	125,020	37001	Windhaven Natl Ins Co	42,613	6,902
25674	Travelers Prop Cas Co of Amer	856,750	437,448	25968	USAA Cas Ins Co	11,408,584	4,924,361	31232	Work First Cas Co	57,798	18,055
36161	Travelers Prop Cas Ins Co	281,724	72,730	18600	USAA Gen Ind Co	5,236,574	1,801,962	11523	Wright Natl Flood Ins Co	26,969	19,425
31003	Tri State Ins Co of MN	72,098	33,685	25976	Utica Mut Ins Co	2,622,038	957,276	40193	X L Ins Co of NY	273,389	64,337
41211	Triton Ins Co	447,258	113,198	20508	Valley Forge Ins Co	73,558	73,543	24554	XL Ins Amer Inc	998,043	248,299
41106	Triumphe Cas Co	61,455	18,684	21172	Vanliner Ins Co	478,168	138,500	20583	XL Reins Amer Inc	8,056,688	2,088,255
21709	Truck Ins Exch	2,151,852	667,533	44768	Vantapro Specialty Ins Co	34,297	23,519	37885	XL Specialty Ins Co	1,152,034	300,348
27120	Trumbull Ins Co	253,491	117,792	16186	Vault Recip Exch	63,786	47,886	30325	Zale Ind Co	43,812	23,197
29459	Twin City Fire Ins Co Co	698,596	275,546	20397	Vigilant Ins Co	443,240	333,743	13269	Zenith Ins Co	1,790,647	541,085
40126	Umialik Ins Co	83,700	29,286	13137	Viking Ins Co of WI	508,405	171,267	16535	Zurich Amer Ins Co	30,948,105	7,175,505
25747	Unigard Ins Co	396,522	96,815	40827	Virginia Surety Co Inc	1,643,310	393,443	27855	Zurich Amer Ins Co of IL	54,566	34,435
								Total Companies: 663		1,658,712,903	705,443,163

PROPERTY/CASUALTY MARKET SHARE 2018 (\$000)

Homeowners Multiple Peril		
Company Name	% of Market	Direct Premis Written
State Farm Fire & Cas Co	32.26%	55,290
Allstate Ins Co	9.86%	16,897
United Serv Automobile Assn	9.27%	15,880
Allstate Prop & Cas Ins Co	8.55%	14,658
Country Mut Ins Co	8.28%	14,184
Safeco Ins Co of IN	8.04%	13,777
Umialik Ins Co	6.50%	11,136
USAA Cas Ins Co	4.26%	7,304
USAA Gen Ind Co	3.74%	6,404
Garrison Prop & Cas Ins Co	1.53%	2,619
Liberty Mut Fire Ins Co	1.43%	2,448
Foremost Ins Co Grand Rapids MI	1.20%	2,064
Teachers Ins Co	0.96%	1,642
Occidental Fire & Cas Co of NC	0.86%	1,476
Hartford Ins Co of The Midwest	0.82%	1,402
Horace Mann Ins Co	0.79%	1,348
American Bankers Ins Co of FL	0.32%	547
Safeco Ins Co of Amer	0.26%	439
Stillwater Ins Co	0.17%	289
Armed Forces Ins Exch	0.16%	278

Mortgage Guaranty		
Company Name	% of Market	Direct Premis Written*
Radian Guar Inc	30.44%	5,415
ARCH Mortgage Ins Co	17.77%	3,161
Essent Guar Inc	16.89%	3,005
Mortgage Guar Ins Corp	15.88%	2,825
Genworth Mortgage Ins Corp	9.57%	1,703
United Guar Residential Ins Co	8.38%	1,492
National Mortgage Ins Corp	1.06%	188
ARCH Mortgage Assur Co	0.01%	1

Financial Guaranty		
Assured Guar Corp	104.69%	207

Commercial Multiple Peril Liability		
Company Name	% of Market	Direct Premis Written
Ohio Security Ins Co	16.10%	5,335
State Farm Fire & Cas Co	11.77%	3,902
Alaska Natl Ins Co	9.47%	3,140
Philadelphia Ind Ins Co	8.28%	2,743
Markel Ins Co	3.58%	1,185
West Amer Ins Co	3.57%	1,182
American Fire & Cas Co	3.08%	1,020
National Surety Corp	2.97%	986
Ohio Cas Ins Co	2.76%	913
Church Mut Ins Co	2.64%	874
Country Mut Ins Co	2.62%	867
Umialik Ins Co	2.18%	722
Allstate Ind Co	2.07%	686
Allstate Ins Co	2.06%	684
American Ins Co	1.80%	598
Travelers Ind Co of Amer	1.68%	556
Firemans Fund Ins Co	1.55%	513
Illinois Natl Ins Co	1.45%	480
Federal Ins Co	1.37%	454
Charter Oak Fire Ins Co	1.36%	450

Commercial Multiple Peril Non-Liability		
Company Name	% of Market	Direct Premis Written
State Farm Fire & Cas Co	15.13%	9,462
Alaska Natl Ins Co	15.06%	9,419
Ohio Security Ins Co	9.82%	6,140
Philadelphia Ind Ins Co	4.72%	2,952
Allstate Ind Co	4.41%	2,757
Country Mut Ins Co	4.11%	2,572
Allstate Ins Co	3.95%	2,473
Church Mut Ins Co	3.60%	2,250
National Union Fire Ins Co of Pitts	3.19%	1,996
Ace Amer Ins Co	2.97%	1,860
Markel Ins Co	2.17%	1,358
National Surety Corp	2.06%	1,289
West Amer Ins Co	2.06%	1,288
American Fire & Cas Co	1.93%	1,208
American Ins Co	1.68%	1,051
Ohio Cas Ins Co	1.66%	1,040
Federal Ins Co	1.58%	987
Umialik Ins Co	1.54%	963
Zurich Amer Ins Co	1.50%	938
Illinois Natl Ins Co	1.26%	785

*Premiums under \$500 are rounded to zero.

PROPERTY/CASUALTY MARKET SHARE 2018 (\$000)

Fire		
Company Name	% of Market	Direct Premis Written
Umialik Ins Co	17.81%	6,616
Allianz Global Risks US Ins Co	10.73%	3,984
American Reliable Ins Co	7.82%	2,904
Factory Mut Ins Co	6.70%	2,487
Zurich Amer Ins Co	5.78%	2,148
Areca Ins Exch	5.37%	1,995
Insurance Co of the State of PA	4.37%	1,622
United Serv Automobile Assn	3.79%	1,407
Safeco Ins Co of Amer	3.65%	1,356
Great Divide Ins Co	3.61%	1,342
Affiliated Fm Ins Co	3.42%	1,271
Sompo Amer Ins Co	2.19%	815
Liberty Mut Fire Ins Co	2.18%	810
XL Ins Amer Inc	2.18%	809
Aspen Amer Ins Co	1.73%	644
Travelers Ind Co	1.66%	615
Westchester Fire Ins Co	1.62%	602
American Security Ins Co	1.48%	549
Foremost Ins Co Grand Rapids MI	1.34%	499
USAA Cas Ins Co	1.28%	474

Allied Lines		
Company Name	% of Market	Direct Premis Written
Umialik Ins Co	22.28%	5,505
Factory Mut Ins Co	19.77%	4,885
Allianz Global Risks US Ins Co	8.30%	2,050
United Serv Automobile Assn	8.29%	2,049
Zurich Amer Ins Co	5.93%	1,465
American Security Ins Co	3.30%	815
Great Divide Ins Co	3.00%	740
Safeco Ins Co Of Amer	2.87%	708
USAA Cas Ins Co	2.67%	661
Affiliated Fm Ins Co	2.67%	661
Sompo Amer Ins Co	2.50%	617
USAA Gen Ind Co	2.08%	514
American Reliable Ins Co	1.87%	463
XL Ins Amer Inc	1.26%	313
American Guar & Liab Ins	1.23%	304
Westchester Fire Ins Co	1.20%	298
Foremost Ins Co Grand Rapids MI	1.20%	296
Garrison Prop & Cas Ins Co	1.04%	256
Northland Cas Co	0.81%	201

Federal Flood		
Company Name	% of Market	Direct Premis Written
Allstate Ins Co	29.50%	453
Hartford Ins Co of The Midwest	19.51%	300
USAA Gen Ind Co	16.11%	247
Wright Natl Flood Ins Co	9.77%	150
Homesite Ins Co	9.32%	143
American Bankers Ins Co of FL	6.69%	103
Selective Ins Co of Amer	6.31%	97
Integon Natl Ins Co	0.71%	11
Hartford Underwriters Ins Co	0.69%	11
New Hampshire Ins Co	0.53%	8
Foremost Ins Co Grand Rapids MI	0.48%	7
Liberty Mut Fire Ins Co	0.12%	2
Occidental Fire & Cas Co of NC	0.09%	1
QBE Ins Corp	0.07%	1
Privilege Underwriters Recp Exch	0.05%	1

Farmowners Multiple Peril		
Company Name	% of Market	Direct Premis Written*
Country Mut Ins Co	98.32%	630
Markel Ins Co	1.68%	11

Crop Multiple Peril		
Company Name	% of Market	Direct Premis Written*
Rural Comm Ins Co	100.00%	68

PROPERTY/CASUALTY MARKET SHARE 2018 (\$000)

Ocean Marine		
Company Name	% of Market	Direct Premis Written
Navigators Ins Co	14.36%	5,157
Atlantic Specialty Ins Co	9.28%	3,331
Travelers Prop Cas Co of Amer	9.27%	3,329
XL Specialty Ins Co	7.96%	2,860
Liberty Mut Ins Co	7.00%	2,515
AGCS Marine Ins Co	6.22%	2,233
National Cas Co	5.68%	2,038
United States Fire Ins Co	3.43%	1,231
Zurich Amer Ins Co	3.14%	1,127
Endurance Amer Ins Co	2.90%	1,040
Markel Amer Ins Co	2.71%	974
StarStone Natl Ins Co	2.70%	968
Stratford Ins Co	2.32%	835
Argonaut Ins Co	2.22%	799
North Amer Specialty Ins Co	2.19%	787
GEICO Marine Ins Co	2.12%	762
Continental Ins Co	1.88%	675
Hartford Fire Ins Co	1.77%	634
Alaska Natl Ins Co	1.70%	610
National Union Fire Ins Co of Pitts	1.64%	588

Inland Marine		
Company Name	% of Market	Direct Premis Written
National Union Fire Ins Co of Pitts	32.71%	29,911
Continental Cas Co	17.89%	16,360
State Farm Fire & Cas Co	4.52%	4,130
Jefferson Ins Co	4.41%	4,034
Factory Mut Ins Co	4.39%	4,013
Alaska Natl Ins Co	2.84%	2,597
Affiliated Fm Ins Co	2.66%	2,430
Liberty Ins Underwriters Inc	2.16%	1,975
Zurich Amer Ins Co	2.16%	1,971
Umialik Ins Co	1.63%	1,488
National Cas Co	1.46%	1,334
Travelers Prop Cas Co of Amer	1.40%	1,284
Ohio Cas Ins Co	1.22%	1,111
Westchester Fire Ins Co	1.18%	1,083
Progressive Direct Ins Co	1.01%	920
American Zurich Ins Co	0.97%	891
Safeco Ins Co of Amer	0.86%	787
Allstate Prop & Cas Ins Co	0.85%	776
Allianz Global Risks US Ins Co	0.78%	718
Great Amer Ins Co of NY	0.76%	691

Medical Professional Liability		
Company Name	% of Market	Direct Premis Written
Medical Ins Exch of CA	53.60%	10,013
Norcal Mut Ins Co	21.31%	3,981
Physicians Ins A Mut Co	6.11%	1,141
American Cas Co of Reading PA	3.71%	694
Aspen Amer Ins Co	3.34%	623
NCMIC Ins Co	2.49%	466
Dentists Ins Co	2.26%	423
Medical Protective Co	1.70%	318
Doctors Co An Interins Exch	1.16%	216
Podiatry Ins Co of Amer	1.10%	206
Liberty Ins Underwriters Inc	1.08%	202
Fair Amer Ins & Reins Co	0.51%	96
Ace Amer Ins Co	0.48%	90
Church Mut Ins Co	0.32%	60
Allied World Ins Co	0.24%	44
Pharmacists Mut Ins Co	0.18%	34
Fortress Ins Co	0.11%	20
Continental Cas Co	0.08%	14
State Farm Fire & Cas Co	0.08%	14
American Alt Ins Corp	0.06%	10

Earthquake		
Company Name	% of Market	Direct Premis Written
State Farm Fire & Cas Co	35.39%	7,850
United Serv Automobile Assn	12.77%	2,833
Westport Ins Corp	8.89%	1,971
XL Ins Amer Inc	7.45%	1,653
USAA Cas Ins Co	5.39%	1,196
Insurance Co of The West	5.10%	1,132
Zurich Amer Ins Co	4.82%	1,070
Westchester Fire Ins Co	2.65%	588
USAA Gen Ind Co	2.35%	522
American Guar & Liab Ins	2.19%	486
Allianz Global Risks US Ins Co	1.70%	376
Employers Ins Co of Wausau	1.43%	317
Garrison Prop & Cas Ins Co	1.27%	281
Travelers Ind Co	1.19%	263
Umialik Ins Co	0.97%	215
Teachers Ins Co	0.96%	213
Sompo Amer Ins Co	0.90%	201
Horace Mann Ins Co	0.76%	169
Areca Ins Exch	0.71%	157
Palomar Specialty Ins Co	0.51%	114

PROPERTY/CASUALTY MARKET SHARE 2018 (\$000)

Workers Compensation		
Company Name	% of Market	Direct Premis Written
Alaska Natl Ins Co	31.20%	74,923
Republic Ind Co of Amer	4.98%	11,959
Umialik Ins Co	4.35%	10,451
American Interstate Ins Co	4.19%	10,071
Liberty Northwest Ins Corp	3.53%	8,476
Berkshire Hathaway Homestate Ins Co	3.45%	8,279
Travelers Prop Cas Co of Amer	2.87%	6,900
Ohio Cas Ins Co	2.68%	6,428
National Union Fire Ins Co of Pitts	2.66%	6,377
American Zurich Ins Co	2.24%	5,369
Alaska Timber Ins Exch	2.12%	5,093
Zurich Amer Ins Co of IL	2.09%	5,008
Markel Ins Co	1.96%	4,718
Liberty Mut Fire Ins Co	1.90%	4,561
Starr Ind & Liab Co	1.84%	4,424
American Fire & Cas Co	1.64%	3,931
Liberty Ins Corp	1.55%	3,714
Amguard Ins Co	1.54%	3,703
LM Ins Corp	1.47%	3,519
Zurich Amer Ins Co	1.39%	3,326

Excess Workers' Compensation		
Company Name	% of Market	Direct Premis Written*
New York Marine & Gen Ins Co	39.48%	1,206
Ace Amer Ins Co	24.89%	761
LM Ins Corp	21.81%	666
Safety Natl Cas Corp	10.07%	308
State Natl Ins Co Inc	6.88%	210
Zurich Amer Ins Co	1.63%	50

Products Liability		
Company Name	% of Market	Direct Premis Written
Umialik Ins Co	29.91%	1,067
Northland Cas Co	12.35%	441
Liberty Mut Fire Ins Co	11.29%	403
Zurich Amer Ins Co	4.55%	162
Allianz Global Risks US Ins Co	4.50%	160
Great Divide Ins Co	4.05%	144
Alaska Natl Ins Co	3.46%	124
Ohio Security Ins Co	3.45%	123
Liberty Mut Ins Co	2.88%	103
American Zurich Ins Co	2.50%	89
Markel Ins Co	2.21%	79
Sentry Select Ins Co	1.55%	55
St Paul Guardian Ins Co	1.33%	48
Penn Amer Ins Co	1.19%	43
Everest Natl Ins Co	1.17%	42
National Surety Corp	1.06%	38
Ace Prop & Cas Ins Co	1.04%	37
Ohio Cas Ins Co	0.98%	35
Benchmark Ins Co	0.93%	33
Federal Ins Co	0.91%	33

Other Liability		
Company Name	% of Market	Direct Premis Written
Alaska Natl Ins Co	9.23%	8,077
Umialik Ins Co	7.65%	6,695
Great Divide Ins Co	6.38%	5,586
Cumis Ins Society Inc	4.76%	4,170
Securian Cas Co	4.54%	3,977
State Farm Fire & Cas Co	3.81%	3,333
Ohio Cas Ins Co	3.18%	2,780
ALPS Prop & Cas Ins Co	2.78%	2,434
Philadelphia Ind Ins Co	2.65%	2,324
Ace Amer Ins Co	2.59%	2,266
Great Amer Assur Co	2.49%	2,179
RSUI Ind Co	2.49%	2,177
National Union Fire Ins Co of Pitts	2.47%	2,162
Continental Cas Co	2.34%	2,044
Travelers Cas & Surety Co of Amer	2.30%	2,011
Ace Prop & Cas Ins Co	2.23%	1,951
American Bankers Ins Co of FL	2.05%	1,794
Northland Cas Co	1.81%	1,587
Areca Ins Exch	1.38%	1,209
Federal Ins Co	1.30%	1,141

PROPERTY/CASUALTY MARKET SHARE 2018 (\$000)

Credit		
Company Name	% of Market	Direct Premis Written*
Integon Natl Ins Co	70.75%	1,698
MIC Gen Ins Corp	16.20%	389
Old Republic Ins Co	4.91%	118
Great Amer Assur Co	4.08%	98
American Bankers Ins Co of FL	1.89%	45
Lyndon Southern Ins Co	1.86%	45
Cumis Ins Society Inc	0.64%	15
Great Amer Ins Co	0.37%	9
American Security Ins Co	0.20%	5
First Colonial Ins Co	0.05%	1
Arch Ins Co	0.03%	1

Private Passenger Auto - No Fault and Liability		
Company Name	% of Market	Direct Premis Written
State Farm Mut Auto Ins Co	26.76%	75,823
Progressive Direct Ins Co	6.21%	17,593
United Serv Automobile Assn	5.97%	16,914
GEICO Advantage Ins Co	5.59%	15,829
Progressive Specialty Ins Co	5.21%	14,749
USAA Cas Ins Co	4.64%	13,133
USAA Gen Ind Co	4.60%	13,041
Allstate Fire & Cas Ins Co	4.06%	11,507
GEICO Choice Ins Co	3.86%	10,935
Safeco Ins Co of IN	3.71%	10,501
Geico Gen Ins Co	3.53%	10,011
State Farm Fire & Cas Co	3.53%	9,997
Allstate Ins Co	3.43%	9,706
Allstate Prop & Cas Ins Co	2.31%	6,556
Garrison Prop & Cas Ins Co	2.11%	5,978
Hartford Ins Co of the Midwest	2.08%	5,889
GEICO Secure Ins Co	2.01%	5,708
Country Pref Ins Co	1.86%	5,258
Government Employees Ins Co	1.63%	4,616
Geico Ind Co	1.52%	4,313

Private Passenger Auto - Physical Damage		
Company Name	% of Market	Direct Premis Written
State Farm Mut Auto Ins Co	24.29%	49,258
United Serv Automobile Assn	7.42%	15,050
Allstate Fire & Cas Ins Co	5.89%	11,948
USAA Gen Ind Co	5.85%	11,862
Allstate Ins Co	5.79%	11,740
GEICO Advantage Ins Co	5.44%	11,024
Progressive Direct Ins Co	4.42%	8,971
USAA Cas Ins Co	4.34%	8,800
Geico Gen Ins Co	3.46%	7,018
GEICO Choice Ins Co	3.34%	6,771
Allstate Prop & Cas Ins Co	3.28%	6,644
Progressive Specialty Ins Co	3.16%	6,407
Safeco Ins Co of IN	3.04%	6,160
State Farm Fire & Cas Co	2.92%	5,914
Hartford Ins Co of The Midwest	2.07%	4,203
Garrison Prop & Cas Ins Co	1.91%	3,868
Government Employees Ins Co	1.86%	3,780
Country Pref Ins Co	1.85%	3,748
Geico Ind Co	1.67%	3,383
Lyndon Southern Ins Co	1.41%	2,856

Commercial Auto - No Fault and Liability		
Company Name	% of Market	Direct Premis Written
Alaska Natl Ins Co	13.99%	7,457
United Financial Cas Co	9.60%	5,115
Umialik Ins Co	7.58%	4,043
Ohio Security Ins Co	6.46%	3,443
National Interstate Ins Co	6.00%	3,197
National Cas Co	4.34%	2,312
Zurich Amer Ins Co	3.44%	1,834
Travelers Ind Co	3.30%	1,757
Berkshire Hathaway Homestate Ins Co	3.27%	1,744
National Ind Co	2.76%	1,472
Liberty Mut Fire Ins Co	2.70%	1,437
Empire Fire & Marine Ins Co	2.64%	1,407
State Farm Mut Auto Ins Co	2.58%	1,375
Philadelphia Ind Ins Co	2.50%	1,332
West Amer Ins Co	2.48%	1,321
Ohio Cas Ins Co	1.95%	1,038
Allstate Ins Co	1.85%	989
Ace Amer Ins Co	1.64%	874
National Union Fire Ins Co of Pitts	1.62%	863
American Fire & Cas Co	1.21%	646

PROPERTY/CASUALTY MARKET SHARE 2018 (\$000)

Commercial Auto - Physical Damage		
Company Name	% of Market	Direct Premis Written
United Financial Cas Co	13.13%	2,035
Alaska Natl Ins Co	11.68%	1,810
Umialik Ins Co	9.24%	1,432
Ohio Security Ins Co	7.36%	1,140
National Interstate Ins Co	6.75%	1,047
Berkshire Hathaway Homestate Ins Co	3.70%	573
State Farm Mut Auto Ins Co	3.05%	474
Zurich Amer Ins Co	3.02%	469
National Ind Co	3.02%	467
Travelers Ind Co	2.94%	456
Allstate Ins Co	2.76%	428
West Amer Ins Co	2.60%	403
Philadelphia Ind Ins Co	2.36%	365
Ohio Cas Ins Co	2.28%	354
National Cas Co	2.22%	343
Empire Fire & Marine Ins Co	1.72%	267
Liberty Mut Fire Ins Co	1.34%	208
Sentry Select Ins Co	1.27%	197
Motors Ins Corp	1.26%	195
Columbia Ins Co	1.17%	182

Aircraft - All Perils		
Company Name	% of Market	Direct Premis Written
Starr Ind & Liab Co	21.49%	7,041
Endurance Amer Ins Co	14.01%	4,590
QBE Ins Corp	12.77%	4,183
Avemco Ins Co	7.80%	2,556
North Amer Elite Ins Co	6.94%	2,273
StarStone Natl Ins Co	5.25%	1,720
Allianz Global Risks US Ins Co	5.19%	1,700
US Specialty Ins Co	5.16%	1,689
Great Amer Ins Co	3.36%	1,101
XL Specialty Ins Co	3.24%	1,061
Mitsui Sumitomo Ins USA Inc	2.67%	874
Ace Amer Ins Co	2.62%	860
Liberty Mut Ins Co	2.42%	794
Starnet Ins Co	1.63%	534
New Hampshire Ins Co	1.49%	489
National Liab & Fire Ins Co	1.31%	430
General Reins Corp	1.31%	430
American Alt Ins Corp	0.69%	227
National Ind Co	0.65%	214
Old Republic Ins Co	0.63%	208

Fidelity		
Company Name	% of Market	Direct Premis Written
Travelers Cas & Surety Co of Amer	14.55%	331
State Farm Fire & Cas Co	12.28%	280
Cumis Ins Society Inc	11.88%	270
National Union Fire Ins Co of Pitts	10.53%	240
Federal Ins Co	6.32%	144
Western Surety Co	5.19%	118
Hartford Fire Ins Co	4.96%	113
Alaska Natl Ins Co	4.61%	105
Great Amer Ins Co	4.41%	100
Berkley Ins Co	3.41%	78
Beazley Ins Co Inc	3.10%	71
Continental Cas Co	2.70%	61
Everest Natl Ins Co	2.26%	51
Berkley Regional Ins Co	1.71%	39
Hanover Ins Co	1.40%	32
Philadelphia Ind Ins Co	1.30%	30
Markel Amer Ins Co	1.28%	29
Colonial Surety Co	1.25%	28
Ohio Cas Ins Co	1.14%	26
Liberty Ins Underwriters Inc	0.90%	20

Surety		
Company Name	% of Market	Direct Premis Written
Liberty Mut Ins Co	25.43%	8,059
Travelers Cas & Surety Co of Amer	19.93%	6,317
Western Surety Co	9.22%	2,922
Lexon Ins Co	4.01%	1,271
Hartford Fire Ins Co	4.00%	1,269
Fidelity & Deposit Co of MD	3.79%	1,200
Ohio Cas Ins Co	3.35%	1,062
Berkley Ins Co	3.33%	1,056
Contractors Bonding & Ins Co	2.60%	823
Federal Ins Co	2.56%	812
Westchester Fire Ins Co	2.04%	646
Great Amer Ins Co	1.83%	581
Westport Ins Corp	1.80%	571
Developers Surety & Ind Co	1.53%	484
Ironshore Ind Inc	1.39%	440
International Fidelity Ins Co	1.37%	433
North Amer Specialty Ins Co	1.15%	364
Western Natl Mut Ins Co	1.12%	355
Hanover Ins Co	0.98%	312
Guarantee Co of N Amer USA	0.78%	249

PROPERTY/CASUALTY MARKET SHARE 2018 (\$000)

Boiler and Machinery		
Company Name	% of Market	Direct Premis Written
Factory Mut Ins Co	36.27%	3,724
National Union Fire Ins Co of Pitts	13.94%	1,431
Alaska Natl Ins Co	8.28%	851
Travelers Prop Cas Co of Amer	8.28%	851
Umialik Ins Co	6.94%	713
Areca Ins Exch	5.16%	529
XL Ins Amer Inc	2.69%	276
Hartford Steam Boil Inspec & Ins Co	2.63%	270
Zurich Amer Ins Co	2.22%	228
Pacific Ind Co	2.04%	209
Affiliated Fm Ins Co	1.93%	198
Liberty Mut Fire Ins Co	1.89%	194
Federal Ins Co	1.76%	180
Westport Ins Corp	1.11%	114
Allstate Ins Co	0.71%	72
Allianz Global Risks US Ins Co	0.68%	70
American Guar & Liab Ins	0.46%	47
Great Amer Ins Co of NY	0.29%	29
Travelers Ind Co	0.27%	28
Great Northern Ins Co	0.26%	26

Burglary and Theft		
Company Name	% of Market	Direct Premis Written
Travelers Cas & Surety Co of Amer	29.27%	215
Hiscox Ins Co Inc	19.63%	144
National Union Fire Ins Co of Pitts	18.04%	132
Hanover Ins Co	5.10%	37
Markel Amer Ins Co	3.81%	28
Berkley Ins Co	3.59%	26
Umialik Ins Co	3.15%	23
Hartford Fire Ins Co	2.87%	21
Continental Cas Co	2.62%	19
XL Ins Amer Inc	2.00%	15
Atlantic Specialty Ins Co	1.46%	11
Philadelphia Ind Ins Co	1.38%	10
Markel Ins Co	1.31%	10
Areca Ins Exch	1.21%	9
Alaska Natl Ins Co	0.71%	5
Employers Ins Co of Wausau	0.70%	5
Zurich Amer Ins Co	0.62%	5
National Cas Co	0.42%	3
American Guar & Liab Ins	0.24%	2
Great Divide Ins Co	0.22%	2

Aggregate Write Ins for Other Lines		
Company Name	% of Market	Direct Premis Written*
Midwest Employers Cas Co	89.17%	1,139
Arag Ins Co	8.62%	110
Central States Ind Co of Omaha	0.84%	11
Allstate Prop & Cas Ins Co	0.71%	9
Transamerica Cas Ins Co	0.44%	6
American Road Ins Co	0.16%	2
American Bankers Ins Co of FL	0.07%	1

Private Flood		
Company Name	% of Market	Direct Premis Written*
Factory Mut Ins Co	45.69%	270
American Security Ins Co	18.10%	107
Zurich Amer Ins Co	12.01%	71
Affiliated Fm Ins Co	6.77%	40
Westport Ins Corp	6.26%	37
American Guar & Liab Ins	4.74%	28
Allianz Global Risks US Ins Co	3.05%	18
Employers Ins Co of Wausau	1.69%	10
Liberty Mut Fire Ins Co	1.52%	9
Crestbrook Ins Co	0.34%	2

*Premiums under \$500 are rounded to zero.

PROPERTY/CASUALTY MARKET SHARE 2018 (\$000)

Warranty		
Company Name	% of Market	Direct Premis Written
American Mercury Ins Co	92.40%	431
Wesco Ins Co	8.63%	40
National Cas Co	8.13%	38
Old Republic Ins Co	3.44%	16
Dealers Assur Co	0.45%	2
Starr Ind & Liab Co	0.40%	2

Total		
Company Name	% of Market	Direct Premis Written
State Farm Mut Auto Ins Co	8.72%	131,141
Alaska Natl Ins Co	7.27%	109,423
State Farm Fire & Cas Co	6.91%	103,996
Umialik Ins Co	3.74%	56,253
United Serv Automobile Assn	3.69%	55,457
National Union Fire Ins Co Of Pitts	3.00%	45,170
Allstate Ins Co	2.94%	44,223
USAA Gen Ind Co	2.21%	33,291
USAA Cas Ins Co	2.14%	32,127
Safeco Ins Co of IN	2.03%	30,609
Allstate Prop & Cas Ins Co	1.91%	28,808
Progressive Direct Ins Co	1.85%	27,794
GEICO Advantage Ins Co	1.78%	26,853
Country Mut Ins Co	1.61%	24,237
Allstate Fire & Cas Ins Co	1.56%	23,456
Progressive Specialty Ins Co	1.41%	21,203
Continental Cas Co	1.27%	19,150
GEICO Choice Ins Co	1.18%	17,706
Geico Gen Ins Co	1.13%	17,029
Ohio Security Ins Co	1.13%	16,976

PROPERTY/CASUALTY TOTAL BUSINESS 2018 (\$000)

Company Name	Dom	Direct Written Prem	Direct Earned Prem	Dividends Paid	Direct Losses Paid	Direct Losses Incurred
21st Century Centennial Ins Co	PA	0	0	0	170	-34
21st Century Ins Co	CA	0	0	0	41	-40
21st Century N Amer Ins Co	NY	0	0	0	67	0
21st Century Pacific Ins Co	CO	0	0	0	141	93
21st Century Premier Ins Co	PA	0	0	0	50	-34
Acceptance Ind Ins Co	NE	557	587	0	1,083	27
Accident Fund Gen Ins Co	MI	2	2	0	0	0
Accident Fund Ins Co of Amer	MI	152	151	0	73	113
Accident Fund Natl Ins Co	MI	11	7	0	0	0
Accredited Surety & Cas Co Inc	FL	0	0	0	0	-7
Ace Amer Ins Co	PA	11,362	11,021	0	9,186	22,778
Ace Fire Underwriters Ins Co	PA	12	5	0	19	-298
Ace Prop & Cas Ins Co	PA	2,019	1,895	0	18	431
ACIG Ins Co	IL	1	1	0	0	-1
Acstar Ins Co	IL	1	1	0	0	0
Advantage Workers Comp Ins Co	UT	52	53	0	2	12
Aegis Security Ins Co	PA	4	10	0	0	0
Affiliated Fm Ins Co	RI	4,915	4,631	0	1,748	4,047
AGCS Marine Ins Co	IL	3,163	2,915	0	4,395	2,687
AIG Assur Co	IL	42	46	0	93	-137
AIG Prop Cas Co	PA	109	117	0	6	9
AIU Ins Co	NY	0	0	0	0	-6
Alaska Natl Ins Co	AK	109,423	111,641	0	36,181	41,312
Alaska Timber Ins Exch	AK	5,093	5,093	500	1,651	1,204
Alea North America Ins Co	NY	0	0	0	103	7
Allegheny Cas Co	NJ	23	35	0	0	-2
Allianz Global Risks US Ins Co	IL	9,121	9,536	0	330	-5,604
Allied World Ins Co	NH	220	378	0	0	78
Allied World Natl Assur Co	NH	905	854	0	0	199
Allied World Specialty Ins Co	DE	749	761	0	274	398
Allmerica Fin Benefit Ins Co	MI	25	15	0	1,088	1,088
Allstate Fire & Cas Ins Co	IL	23,456	22,981	0	11,233	13,688

Company Name	Dom	Direct Written Prem	Direct Earned Prem	Dividends Paid	Direct Losses Paid	Direct Losses Incurred
Allstate Ind Co	IL	5,548	5,506	0	2,572	2,752
Allstate Ins Co	IL	44,223	45,358	0	20,524	20,490
Allstate Prop & Cas Ins Co	IL	28,808	28,425	0	12,888	14,418
Allstate Vehicle & Prop Ins Co	IL	0	0	0	0	0
ALPS Prop & Cas Ins Co	MT	2,434	2,407	0	46	2,716
Alterra Amer Ins Co	DE	0	0	0	54	-36
Ambac Assur Corp	WI	0	38	0	0	0
American Alt Ins Corp	DE	1,756	1,767	0	19	2
American Automobile Ins Co	MO	780	764	0	913	1,081
American Bankers Ins Co of FL	FL	2,653	2,570	0	883	940
American Cas Co of Reading PA	PA	944	952	0	38	-4
American Commerce Ins Co	OH	61	59	0	0	2
American Contractors Ind Co	CA	49	58	0	-2	-1
American Economy Ins Co	IN	14	72	0	7	45
American Equity Ins Co	AZ	0	0	0	0	-2
American Family Home Ins Co	FL	30	21	0	0	-5
American Fire & Cas Co	NH	6,981	6,650	0	1,684	1,993
American Guar & Liab Ins	NY	1,936	1,727	0	42	62
American Home Assur Co	NY	-1,319	-1,191	0	262	-2,203
American Ins Co	OH	1,873	1,914	0	640	4,368
American Interstate Ins Co	NE	10,071	10,257	0	5,636	14,320
American Mercury Ins Co	OK	431	477	0	299	292
American Mining Ins Co	IA	397	397	12	198	394
American Modern Home Ins Co	OH	803	785	0	374	303
American Modern Prop & Cas Ins Co	OH	6	0	0	0	0
American Natl Prop & Cas Co	MO	119	120	0	-139	-131
American Pet Ins Co	NY	549	491	0	186	192
American Reliable Ins Co	AZ	3,595	3,728	0	1,200	1,037
American Road Ins Co	MI	27	78	0	25	22
American Security Ins Co	DE	1,892	1,813	0	1,198	1,182
American Southern Home Ins Co	FL	75	64	0	0	3

PROPERTY/CASUALTY TOTAL BUSINESS 2018 (\$000)

Company Name	Dom	Direct Written Prem	Direct Earned Prem	Dividends Paid	Direct Losses Paid	Direct Losses Incurred
American States Ins Co	IN	114	92	0	54	-77
American Zurich Ins Co	IL	6,484	6,690	0	1,505	6,879
Amerisure Ins Co	MI	0	0	0	0	0
Amerisure Mut Ins Co	MI	26	18	0	214	377
Amerisure Partners Ins Co	MI	0	0	0	0	0
Amex Assur Co	IL	330	332	0	122	125
Amguard Ins Co	PA	3,703	2,752	0	102	1,787
Amica Mut Ins Co	RI	376	379	24	92	60
Arag Ins Co	IA	110	110	0	28	52
Arch Ins Co	MO	5,022	5,140	0	1,208	1,624
ARCH Mortgage Assur Co	WI	1	1	0	0	0
ARCH Mortgage Ins Co	WI	3,161	3,173	0	384	-10
Areca Ins Exch	AK	6,335	6,445	452	1,009	-546
Argonaut Great Central Ins Co	IL	0	0	0	0	1
Argonaut Ins Co	IL	1,173	1,064	0	717	851
Argonaut Midwest Ins Co	IL	206	189	0	80	114
Armed Forces Ins Exch	KS	347	356	0	34	150
Arrowood Ind Co	DE	0	0	0	11	6
Ascot Ins Co	CO	0	0	0	0	0
Aspen Amer Ins Co	TX	1,782	1,224	0	15	496
Associated Ind Corp	CA	659	627	0	161	525
Assured Guar Corp	MD	207	246	0	0	0
Assured Guar Municipal Corp	NY	0	86	0	0	0
Atlantic Specialty Ins Co	NY	4,793	5,262	0	6,475	2,985
Austin Mut Ins Co	MN	0	0	0	-5	-5
Automobile Ins Co of Hartford CT	CT	0	0	0	0	-1
Avemco Ins Co	MD	2,556	2,521	0	1,396	1,444
AXA Ins Co	NY	334	258	0	5,092	1,533
Axis Ins Co	IL	800	825	0	53	121
AXIS Reins Co	NY	0	0	0	0	-2
AXIS Specialty Ins Co	CT	0	0	0	0	0
Balboa Ins Co	CA	0	2	0	-5	-7

Company Name	Dom	Direct Written Prem	Direct Earned Prem	Dividends Paid	Direct Losses Paid	Direct Losses Incurred
Bankers Ins Co	FL	0	-1	0	0	0
Bankers Standard Ins Co	PA	24	59	0	15	15
BCS Ins Co	OH	114	137	0	70	102
Beazley Ins Co Inc	CT	109	74	0	0	1
Bedivere Ins Co	PA	0	0	0	23	91
Benchmark Ins Co	KS	2,262	2,154	0	794	523
Berkley Ins Co	DE	1,171	1,088	0	17	-74
Berkley Natl Ins Co	IA	40	166	0	0	75
Berkley Regional Ins Co	IA	33	88	0	0	4
Berkshire Hathaway Direct Ins Co	NE	34	16	0	0	9
Berkshire Hathaway Homestate Ins Co	NE	10,944	10,472	0	4,109	3,086
Berkshire Hathaway Specialty Ins Co	NE	1,561	1,589	0	422	3,499
BITCO Gen Ins Corp	IL	0	0	0	0	-9
Bond Safeguard Ins Co	SD	0	0	0	0	0
California Ins Co	CA	519	519	0	157	180
Capitol Ind Corp	WI	194	221	0	629	65
Carolina Cas Ins Co	IA	232	246	0	0	112
Caterpillar Ins Co	MO	110	63	0	0	0
Catlin Ind Co	DE	0	0	0	19	13
Catlin Ins Co	TX	41	35	0	355	173
Central States Ind Co of Omaha	NE	16	16	0	9	0
Century Ind Co	PA	0	0	0	1	-90
Charter Oak Fire Ins Co	CT	1,107	1,133	5	684	982
Chicago Ins Co	IL	0	0	0	0	-32
Chubb Ind Ins Co	NY	17	200	0	31	25
Church Mut Ins Co	WI	5,197	4,945	118	1,318	2,624
Clarendon Natl Ins Co	TX	0	0	0	0	-59
Clear Spring Prop & Cas Co	TX	-6	0	0	1,291	-1,538
Colonial Amer Cas & Surety Co	IL	0	0	0	-1	-10
Colonial Surety Co	PA	37	29	0	0	4
Columbia Ins Co	NE	762	853	0	106	420

PROPERTY/CASUALTY TOTAL BUSINESS 2018 (\$000)

Company Name	Dom	Direct Written Prem	Direct Earned Prem	Dividends Paid	Direct Losses Paid	Direct Losses Incurred
Commerce & Industry Ins Co	NY	1,705	2,085	0	3,700	2,616
Continental Cas Co	IL	19,150	20,835	0	16,379	13,187
Continental Ins Co	PA	1,008	1,006	2	644	-14
Continental Western Ins Co	IA	23	20	0	0	2
Contractors Bonding & Ins Co	IL	835	676	0	71	28
CorePointe Ins Co	DE	2	1	0	0	3
Country Cas Ins Co	IL	568	510	0	103	113
Country Mut Ins Co	IL	24,237	23,740	0	11,624	13,832
Country Pref Ins Co	IL	9,009	8,784	0	5,615	5,988
Courtesy Ins Co	FL	0	0	0	0	0
Crestbrook Ins Co	OH	357	391	0	48	90
Crum & Forster Ind Co	DE	104	200	0	61	-10
Cumis Ins Society Inc	IA	4,617	4,493	0	2,873	2,871
Dealers Assur Co	OH	2	1	0	0	0
Dentists Ins Co	CA	423	426	8	20	-83
Developers Surety & Ind Co	CA	484	484	0	0	-22
Diamond State Ins Co	IN	0	0	0	0	0
Discover Prop & Cas Ins Co	CT	0	0	0	22	-25
Doctors Co An Interins Exch	CA	216	210	5	0	607
Eastguard Ins Co	PA	166	119	0	5	28
Electric Ins Co	MA	220	220	0	55	317
Empire Fire & Marine Ins Co	IL	1,711	1,655	0	587	550
Employers Fire Ins Co	PA	0	0	0	0	0
Employers Ins Co of Wausau	WI	2,399	2,585	0	2,256	-111
Employers Mut Cas Co	IA	41	33	0	0	-2
Endurance Amer Ins Co	DE	5,886	5,757	0	3,439	4,161
Endurance Assur Corp	DE	75	71	0	0	18
Essent Guar Inc	PA	3,005	2,960	0	290	317
Essentia Ins Co	MO	296	268	0	39	36
Everest Denali Ins Co	DE	438	200	0	6	87
Everest Natl Ins Co	DE	1,729	1,518	0	408	656
Everest Premier Ins Co	DE	106	18	0	0	5
Everest Reins Co	DE	1	2	0	53	23

Company Name	Dom	Direct Written Prem	Direct Earned Prem	Dividends Paid	Direct Losses Paid	Direct Losses Incurred
Evergreen Natl Ind Co	OH	1	1	0	7	1
Executive Risk Ind Inc	DE	280	293	0	0	-12
Factory Mut Ins Co	RI	15,379	11,926	0	490	4,058
Fair Amer Ins & Reins Co	NY	96	91	0	0	1
Farmington Cas Co	CT	0	0	0	0	1
Federal Ins Co	IN	4,704	4,503	0	933	-1,343
Federated Mut Ins Co	MN	4	2	0	0	0
Federated Serv Ins Co	MN	524	487	0	67	139
Fidelity & Deposit Co of MD	IL	1,211	1,755	0	5,064	6,805
Fidelity & Guar Ins Co	IA	-30	-27	0	63	-129
Fidelity & Guar Ins Underwriters Inc	WI	0	0	0	0	1
Financial Amer Prop & Cas Ins Co	TX	0	1	0	0	0
Financial Pacific Ins Co	CA	0	0	0	0	0
Firemans Fund Ins Co	CA	1,374	1,317	0	1,352	643
Firemens Ins Co of Washington DC	DE	0	0	0	0	0
First Colonial Ins Co	FL	1	134	0	104	69
First Liberty Ins Corp	IL	379	408	0	232	453
First Natl Ins Co of Amer	NH	174	178	0	61	1,622
Florists Mut Ins Co	IL	68	67	0	52	22
Foremost Ins Co Grand Rapids MI	MI	3,500	3,561	0	1,905	2,277
Foremost Prop & Cas Ins Co	MI	292	316	0	168	233
Foremost Signature Ins Co	MI	411	760	0	55	189
Fortress Ins Co	IL	20	16	0	0	4
Garrison Prop & Cas Ins Co	TX	13,360	12,959	0	7,811	11,360
GEICO Advantage Ins Co	NE	26,853	25,300	0	17,939	21,890
Geico Cas Co	MD	1,890	2,009	0	1,185	928
GEICO Choice Ins Co	NE	17,706	16,923	0	11,823	13,242
Geico Gen Ins Co	MD	17,029	17,376	0	11,254	11,069
Geico Ind Co	MD	7,697	7,866	0	5,368	4,661
GEICO Marine Ins Co	MD	762	688	0	274	385

PROPERTY/CASUALTY TOTAL BUSINESS 2018 (\$000)

Company Name	Dom	Direct Written Prem	Direct Earned Prem	Dividends Paid	Direct Losses Paid	Direct Losses Incurred
GEICO Secure Ins Co	NE	8,318	8,067	0	4,953	5,912
General Cas Co of WI	WI	95	86	0	11	43
General Ins Co of Amer	NH	251	336	0	786	303
General Reins Corp	DE	430	389	0	558	422
General Star Natl Ins Co	DE	0	0	0	0	-8
Generali Us Branch	NY	258	243	0	142	153
Genesis Ins Co	DE	680	667	0	0	127
Genworth Mortgage Ins Corp	NC	1,703	1,656	0	204	259
Government Employees Ins Co	MD	8,577	8,787	0	4,759	4,401
Granite State Ins Co	IL	1,961	1,595	0	1,364	2,210
Gray Ins Co	LA	148	157	0	118	113
Great Amer Alliance Ins Co	OH	643	627	0	36	227
Great Amer Assur Co	OH	2,906	2,739	0	443	-205
Great Amer Ins Co	OH	3,584	3,056	0	9,124	12,363
Great Amer Ins Co of NY	NY	1,727	1,848	0	661	295
Great Amer Spirit Ins Co	OH	31	31	0	0	-4
Great Divide Ins Co	ND	8,066	8,057	0	1,430	1,728
Great Midwest Ins Co	TX	217	217	0	76	76
Great Northern Ins Co	IN	379	426	0	187	-31
Great West Cas Co	NE	1	1	0	0	1
Greenwich Ins Co	DE	192	277	0	18	317
Guarantee Co of N Amer USA	MI	249	171	0	0	5
Guideone Mut Ins Co	IA	974	1,042	0	455	204
Hallmark Ins Co	AZ	104	98	0	0	46
Hanover Amer Ins Co	NH	10	13	0	0	2
Hanover Ins Co	NH	875	1,962	0	390	585
Harco Natl Ins Co	IL	230	155	0	113	13
Hartford Accident & Ind Co	CT	119	118	0	41	35
Hartford Cas Ins Co	IN	127	143	0	0	-35
Hartford Fire Ins Co	CT	2,613	2,756	0	991	689
Hartford Ins Co of the Midwest	IN	12,580	12,682	0	7,204	6,566
Hartford Steam Boil Inspec & Ins Co	CT	281	320	0	0	-2
Hartford Underwriters Ins Co	CT	96	96	0	13	-37

Company Name	Dom	Direct Written Prem	Direct Earned Prem	Dividends Paid	Direct Losses Paid	Direct Losses Incurred
HDI Global Ins Co	IL	497	958	0	2,330	2,412
Heritage Ind Co	CA	0	1	0	0	0
Hiscox Ins Co Inc	IL	627	635	0	189	254
Homesite Ins Co	WI	143	136	0	0	0
Horace Mann Ins Co	IL	2,517	2,514	0	1,747	1,809
Horace Mann Prop & Cas Ins Co	IL	2,779	2,835	0	1,585	1,512
Hudson Ins Co	DE	744	763	0	0	-11
Illinois Natl Ins Co	IL	1,936	2,015	0	1,154	542
Imperium Ins Co	TX	30	27	0	0	-11
Indemnity Co of CA	CA	175	170	0	0	3
Indemnity Ins Co of North Amer	PA	1,591	1,368	0	301	-134
Independence Amer Ins Co	DE	290	287	0	64	60
Insurance Co of N Amer	PA	113	124	0	80	124
Insurance Co of the State of PA	IL	2,092	2,099	0	2,287	3,899
Insurance Co of the West	CA	1,254	1,380	0	17	-1
Integon Ind Corp	NC	0	0	0	0	0
Integon Natl Ins Co	NC	2,160	2,585	0	1,955	1,625
International Fidelity Ins Co	NJ	433	449	0	0	-22
Intrepid Ins Co	IA	76	60	0	0	6
Ironshore Ind Inc	MN	525	606	0	49	88
Jefferson Ins Co	NY	4,034	3,950	0	744	733
Jewelers Mut Ins Co	WI	205	198	0	44	37
Lamorak Ins Co	PA	0	0	0	2	-62
Lancer Ins Co	IL	687	634	0	32	10
Lexon Ins Co	TX	1,284	1,134	0	7	100
Liberty Ins Corp	IL	4,037	4,078	-2	2,496	-1,863
Liberty Ins Underwriters Inc	IL	2,415	2,482	0	2,074	2,285
Liberty Mut Fire Ins Co	WI	12,140	12,503	4	4,715	7,822
Liberty Mut Ins Co	MA	11,650	10,079	0	1,961	3,488
Liberty Northwest Ins Corp	OR	8,476	7,929	0	4,762	-7,153
LM Ins Corp	IL	4,273	4,319	0	1,309	-5,641
Lyndon Southern Ins Co	DE	2,902	3,787	0	1,193	1,377
Manufacturers Alliance Ins Co	PA	90	87	0	207	185

PROPERTY/CASUALTY TOTAL BUSINESS 2018 (\$000)

Company Name	Dom	Direct Written Prem	Direct Earned Prem	Dividends Paid	Direct Losses Paid	Direct Losses Incurred
Markel Amer Ins Co	VA	1,604	1,974	0	716	1,198
Markel Ins Co	IL	7,872	7,475	0	1,769	2,745
Massachusetts Bay Ins Co	NH	37	47	0	49	74
MBIA Ins Corp	NY	-9	180	0	0	0
Medical Ins Exch of CA	CA	10,153	10,554	2,109	4,122	2,936
Medical Protective Co	IN	318	280	0	0	91
MEMIC Ind Co	NH	3	5	0	0	3
Merchants Bonding Co a Mut	IA	181	191	0	0	2
Merchants Natl Bonding Inc	IA	55	54	0	0	0
Metropolitan Grp Prop & Cas Ins Co	RI	509	541	0	482	529
MIC Gen Ins Corp	MI	389	372	0	19	27
MIC Prop & Cas Ins Corp	MI	93	1,182	0	366	346
Midvale Ind Co	WI	35	30	0	0	8
Midwest Employers Cas Co	DE	1,139	1,125	0	362	2,404
Mitsui Sumitomo Ins Co of Amer	NY	711	523	0	0	76
Mitsui Sumitomo Ins USA Inc	NY	1,070	1,160	0	530	1,291
Mortgage Guar Ins Corp	WI	2,825	2,704	0	271	161
Motors Ins Corp	MI	195	195	0	20	23
National Amer Ins Co	OK	10	10	0	0	1
National Cas Co	OH	7,092	6,858	0	6,069	5,315
National Farmers Union Prop & Cas	NC	36	36	0	1	21
National Fire Ins Co of Hartford	IL	598	617	0	97	156
National Gen Ins Co	MO	246	251	0	265	337
National Ind Co	NE	2,191	1,989	0	234	900
National Interstate Ins Co	OH	4,687	4,627	0	4,444	3,933
National Liab & Fire Ins Co	CT	1,182	1,258	0	629	1,342
National Mortgage Ins Corp	WI	188	177	0	0	0
National Public Finance Guar Corp	NY	0	554	0	0	0
National Specialty Ins Co	TX	212	157	0	0	339
National Surety Corp	IL	2,914	2,976	0	416	-571

Company Name	Dom	Direct Written Prem	Direct Earned Prem	Dividends Paid	Direct Losses Paid	Direct Losses Incurred
National Union Fire Ins Co of Pitts	PA	45,170	48,636	0	6,147	1,877
Nationwide Affinity Co of Amer	OH	0	0	0	0	0
Nationwide Mut Fire Ins Co	OH	0	0	0	0	3
Nationwide Mut Ins Co	OH	463	456	0	62	123
Nationwide Prop & Cas Ins Co	OH	0	0	0	0	-9
Navigators Ins Co	NY	5,385	5,443	0	4,118	3,767
NCMIC Ins Co	IA	466	477	35	0	306
New England Ins Co	CT	0	0	0	0	0
New Hampshire Ins Co	IL	4,460	4,075	0	594	-603
New York Marine & Gen Ins Co	NY	2,054	2,025	0	181	1,206
Norcal Mut Ins Co	CA	3,981	3,907	0	4,173	-1,838
Norguard Ins Co	PA	297	212	0	7	24
North Amer Elite Ins Co	NH	2,549	2,396	0	1,107	302
North Amer Specialty Ins Co	NH	1,422	1,409	0	261	9
North Pointe Ins Co	PA	17	26	50	0	-48
North River Ins Co	NJ	447	170	0	2	39
Northland Cas Co	CT	2,777	2,891	0	236	243
Nova Cas Co	NY	588	565	0	2	-85
Nutmeg Ins Co	CT	0	0	0	12	-1,514
Oak River Ins Co	NE	1,666	1,591	0	168	214
OBI Amer Ins Co	PA	0	0	0	0	0
OBI Natl Ins Co	PA	1	1	0	0	-3
Occidental Fire & Cas Co of NC	NC	1,522	1,434	0	295	355
Ohio Cas Ins Co	NH	14,828	13,533	0	2,862	2,412
Ohio Ind Co	OH	21	20	0	13	13
Ohio Security Ins Co	NH	16,976	15,969	0	7,113	8,343
Old Republic Gen Ins Corp	IL	14	13	0	3	2
Old Republic Ins Co	PA	1,484	1,688	21	1,390	11
Old United Cas Co	KS	0	4	0	6	6
Pacific Employers Ins Co	PA	5	4	0	49	39
Pacific Ind Co	WI	391	340	34	41	-69
PACO Assur Co Inc	IL	6	6	0	0	0

PROPERTY/CASUALTY TOTAL BUSINESS 2018 (\$000)

Company Name	Dom	Direct Written Prem	Direct Earned Prem	Dividends Paid	Direct Losses Paid	Direct Losses Incurred
Palomar Specialty Ins Co	OR	114	104	0	0	58
PartnerRe Amer Ins Co	DE	447	447	0	0	26
Peak Prop & Cas Ins Corp	WI	0	0	0	0	0
Peerless Ins Co	NH	0	0	0	0	317
Penn Amer Ins Co	PA	637	602	0	439	494
Pennsylvania Manufacturers Assoc Ins	PA	229	251	0	13	-31
Pennsylvania Manufacturers Ind Co	PA	140	234	0	44	111
Permanent Gen Assur Corp	WI	552	690	0	487	691
Petroleum Cas Co	TX	99	54	0	0	0
Pharmacists Mut Ins Co	IA	222	226	0	8	4
Philadelphia Ind Ins Co	PA	10,008	10,069	0	5,048	6,010
Phoenix Ins Co	CT	1,438	1,130	2	212	397
Physicians Ins A Mut Co	WA	1,228	1,029	9	0	756
Plateau Cas Ins Co	TN	24	24	0	2	11
Platte River Ins Co	NE	96	92	0	68	68
Plaza Ins Co	IA	0	0	0	0	-10
Podiatry Ins Co of Amer	IL	206	198	0	18	58
Praetorian Ins Co	PA	648	1,050	288	266	280
Preferred Professional Ins Co	NE	0	0	0	78	64
Privilege Underwriters Recp Exch	FL	397	356	0	15	-11
Procentury Ins Co	MI	0	0	0	0	-1
Progressive Cas Ins Co	OH	55	59	0	4	55
Progressive Direct Ins Co	OH	27,794	27,466	0	14,782	16,968
Progressive Northwestern Ins Co	OH	3,272	3,332	0	1,573	1,628
Progressive Specialty Ins Co	OH	21,203	21,618	0	14,134	12,901
Property & Cas Ins Co of Hartford	IN	31	34	0	4	-1
Protective Ins Co	IN	708	635	0	107	127
Protective Prop & Cas Ins Co	MO	27	32	0	0	0
Providence Washington Ins Co	RI	0	0	0	564	-346

Company Name	Dom	Direct Written Prem	Direct Earned Prem	Dividends Paid	Direct Losses Paid	Direct Losses Incurred
QBE Ins Corp	PA	6,386	6,256	9	5,384	4,232
Radian Guar Inc	PA	5,415	5,238	0	295	438
Redwood Fire & Cas Ins Co	NE	2,014	1,347	0	203	289
Regent Ins Co	WI	17	28	0	48	10
Republic Ind Co of Amer	CA	11,959	12,180	224	3,991	5,175
Republic Ind Co of CA	CA	200	209	0	26	61
Repwest Ins Co	AZ	130	130	0	30	38
Response Worldwide Ins Co	IL	0	0	0	0	0
Riverport Ins Co	IA	754	2,048	0	1,393	706
RLI Ins Co	IL	1,525	1,399	0	25	110
Roche Surety & Cas Co Inc	FL	0	0	0	0	0
RSUI Ind Co	NH	2,839	2,731	0	910	769
Rural Comm Ins Co	MN	68	77	0	97	98
Safeco Ins Co of Amer	NH	4,722	4,587	0	-7,955	3,202
Safeco Ins Co of IL	IL	452	427	0	235	446
Safeco Ins Co of IN	IN	30,609	29,355	0	14,908	15,803
Safety First Ins Co	IL	0	0	0	0	0
Safety Natl Cas Corp	MO	805	861	0	3,920	1,310
Sagamore Ins Co	IN	172	169	0	0	61
Scottsdale Ind Co	OH	10	7	0	0	1
Securian Cas Co	MN	4,426	4,544	0	2,123	2,071
Security Natl Ins Co	DE	2	0	0	0	0
Select Ins Co	TX	0	0	0	0	0
Selective Ins Co of Amer	NJ	97	104	0	0	-1
Seneca Ins Co Inc	NY	15	8	0	0	0
Sentinel Ins Co Ltd	CT	0	0	0	0	0
Sentry Cas Co	WI	14	14	0	13	51
Sentry Ins A Mut Co	WI	55	64	0	383	680
Sentry Select Ins Co	WI	1,772	1,779	0	203	-120
Sirius Amer Ins Co	NY	68	447	0	606	426
Sompo Amer Fire & Mar Ins Co Amer	NY	3	1	0	0	11
Sompo Amer Ins Co	NY	1,858	2,116	0	20,672	713

PROPERTY/CASUALTY TOTAL BUSINESS 2018 (\$000)

Company Name	Dom	Direct Written Prem	Direct Earned Prem	Dividends Paid	Direct Losses Paid	Direct Losses Incurred
Southwest Marine & Gen Ins Co	AZ	0	0	0	0	0
Sparta Ins Co	CT	0	0	0	1	-228
Spinnaker Ins Co	IL	8	2	0	0	0
St Paul Fire & Marine Ins Co	CT	140	113	0	166	-227
St Paul Guardian Ins Co	CT	68	44	0	1,103	1,015
St Paul Mercury Ins Co	CT	0	0	0	0	-22
St Paul Protective Ins Co	CT	0	0	0	0	-2
Standard Fire Ins Co	CT	0	0	0	10	-23
Star Ins Co	MI	2	3	0	0	-4
Starnet Ins Co	IA	1,218	2,320	0	1,768	1,911
Starr Ind & Liab Co	TX	12,905	12,282	0	6,656	15,223
StarStone Natl Ins Co	DE	5,255	4,325	0	2,445	3,506
State Farm Fire & Cas Co	IL	103,996	101,649	0	53,096	87,053
State Farm Mut Auto Ins Co	IL	131,141	129,044	0	86,231	84,401
State Natl Ins Co Inc	TX	535	426	0	673	1,046
Stillwater Ins Co	CA	402	398	0	279	194
Stonington Ins Co	PA	34	13	0	0	-2
Stratford Ins Co	NH	835	465	0	276	536
Suretec Ins Co	TX	1	0	0	0	0
T H E Ins Co	LA	266	262	0	22	81
Teachers Ins Co	IL	2,857	2,934	0	1,073	1,286
Technology Ins Co Inc	DE	53	29	0	4	13
The Cincinnati Ins Co	OH	76	85	0	2	-12
The Travelers Cas Co	CT	0	0	0	0	0
TIG Ins Co	CA	0	0	0	35	245
TNUS Ins Co	NY	-3	-3	0	6	-156
Tokio Marine Amer Ins Co	NY	806	829	0	167	-411
Toyota Motor Ins Co	IA	347	170	0	52	55
Trans Pacific Ins Co	NY	42	41	0	2	67
Transamerica Cas Ins Co	IA	10	161	0	243	168
Transguard Ins Co of Amer Inc	IL	43	53	0	6	136
Transportation Ins Co	IL	151	176	-1	72	-34

Company Name	Dom	Direct Written Prem	Direct Earned Prem	Dividends Paid	Direct Losses Paid	Direct Losses Incurred
Travelers Cas & Surety Co	CT	212	126	0	4	-26
Travelers Cas & Surety Co of Amer	CT	8,874	8,056	0	332	152
Travelers Cas Co of CT	CT	0	0	0	0	0
Travelers Cas Ins Co of Amer	CT	0	0	0	0	0
Travelers Constitution State Ins Co	CT	0	0	0	0	0
Travelers Ind Co	CT	3,568	3,359	1	1,559	1,284
Travelers Ind Co of Amer	CT	3,661	3,486	3	879	903
Travelers Ind Co of CT	CT	916	839	0	101	252
Travelers Prop Cas Co of Amer	CT	14,815	14,441	0	17,627	7,175
Tri State Ins Co of MN	IA	2	1	0	0	0
Triton Ins Co	TX	0	0	0	0	0
Triumphe Cas Co	OH	561	525	0	3	123
Truck Ins Exch	CA	0	0	0	0	-2
Trumbull Ins Co	CT	-1	0	0	0	-2
Twin City Fire Ins Co Co	IN	910	812	4	908	784
Umialik Ins Co	AK	56,253	54,367	0	20,508	22,795
Unigard Ins Co	WI	0	0	0	0	-23
Union Ins Co	IA	1	0	0	0	0
United Cas & Surety Ins Co	NE	1	0	0	0	0
United Financial Cas Co	OH	7,326	7,074	0	2,790	2,462
United Fire & Cas Co	IA	23	2	0	0	0
United Guar Residential Ins Co	NC	1,492	1,614	0	134	297
United Serv Automobile Assn	TX	55,457	54,063	6,102	33,294	55,421
United States Fidelity & Guar Co	CT	-318	-17	0	0	-255
United States Fire Ins Co	DE	3,202	3,646	0	5,530	2,357
United States Liab Ins Co	PA	497	502	0	152	112
United WI Ins Co	WI	17	9	0	0	0
Universal Underwriters Ins Co	IL	8	12	0	626	442
Universal Underwriters of TX Ins	IL	0	0	0	15	17

PROPERTY/CASUALTY TOTAL BUSINESS 2018 (\$000)

Company Name	Dom	Direct Written Prem	Direct Earned Prem	Dividends Paid	Direct Losses Paid	Direct Losses Incurred
US Specialty Ins Co	TX	1,978	1,943	0	1,356	1,707
USAA Cas Ins Co	TX	32,127	31,192	631	20,080	27,142
USAA Gen Ind Co	TX	33,291	32,334	0	22,107	25,029
Utica Mut Ins Co	NY	0	0	0	0	0
Valley Forge Ins Co	PA	860	1,563	11	348	492
Vanliner Ins Co	MO	923	904	0	920	-203
Vigilant Ins Co	NY	51	96	4	1,317	-34
Viking Ins Co of WI	WI	0	0	0	0	0
Virginia Surety Co Inc	IL	202	876	0	1,135	1,104
Washington Intl Ins Co	NH	41	42	0	0	1
Wausau Business Ins Co	WI	181	174	0	88	78
Wausau Underwriters Ins Co	WI	-6	498	0	185	-1,045
Wesco Ins Co	DE	69	72	0	33	52
West Amer Ins Co	IN	6,465	6,415	0	2,449	1,967

Company Name	Dom	Direct Written Prem	Direct Earned Prem	Dividends Paid	Direct Losses Paid	Direct Losses Incurred
Westchester Fire Ins Co	PA	3,522	3,396	0	1,195	-848
Western Natl Mut Ins Co	MN	357	351	0	0	3
Western Surety Co	SD	3,058	2,703	0	296	244
Westfield Ins Co	OH	4	4	0	0	0
Westport Ins Corp	MO	3,526	3,394	0	333	-615
Work First Cas Co	DE	0	0	0	0	1
Wright Natl Flood Ins Co	TX	150	155	0	0	0
XL Ins Amer Inc	DE	3,364	3,364	0	15	28,746
XL Specialty Ins Co	DE	4,814	5,316	0	1,773	2,324
Zenith Ins Co	CA	18	15	0	2	0
Zurich Amer Ins Co	NY	15,654	16,883	0	9,365	2,170
Zurich Amer Ins Co of IL	IL	5,325	5,122	0	998	1,278
Total Companies: 465		1,504,407	1,493,923	10,664	764,107	844,694

TITLE INSURANCE COMPANIES 2018 (\$000)

Company Name	NAIC #	DOM	Market Share	Assets	Surplus	Direct Prem Written	Direct Prem Earned	Direct Losses Paid	Direct Losses Incurred
Agents Natl Title Ins Co	12522	MO	0%	13,470	5,206	0	0	0	0
AmTrust Title Ins Co	51578	NY	0%	23,757	20,194	0	0	0	0
Chicago Title Ins Co	50229	FL	5.52%	1,728,158	916,210	1,562	1,546	82	203
Commonwealth Land Title Ins Co	50083	FL	0%	632,820	362,836	0	1	0	0
Fidelity Natl Title Ins Co	51586	FL	11.47%	1,114,334	444,553	3,242	3,242	-1	0
First Amer Title Guar Co	51624	TX	0%	43,985	33,681	0	0	0	0
First Amer Title Ins Co	50814	NE	38.17%	2,827,804	1,231,876	10,795	10,738	199	264
Old Republic Natl Title Ins Co	50520	FL	7.10%	1,198,862	473,156	2,008	2,232	77	73
Stewart Title Guar Co	50121	TX	37.74%	1,122,363	574,837	10,672	10,700	-5	49
WFG Natl Title Ins Co	51152	SC	0%	143,864	28,915	0	0	0	0
Total				8,849,419	4,091,464	28,280	28,459	352	588

SURPLUS LINES

Surplus Lines Premiums **82**

Premium Tax Audits **82**

Unauthorized and Independently Procured Premiums and Taxes **83**

Non-Admitted Premiums and Taxes **84**

GUARANTY ASSOCIATIONS

Alaska Insurance Guaranty Association **85-86**

Alaska Life and Health Insurance Guaranty Association **87**

RISK RETENTION GROUPS 88

Air Ambulance Service Providers **88**

PURCHASING GROUPS 89-90

CONSUMER INFORMATION 91

CONTACT THE DIVISION OF INSURANCE 91

SURPLUS LINES PREMIUMS 2018 (\$000)

Line	Prem*
Fire	14,897
Allied Lines	7,216
Multiple Peril Crop	4
Federal Flood	227
Private Flood	203
Farmowners Multiple Peril	63
Homeowners Multiple Peril	320
Commercial Multiple Peril – Non-Liability	8,840
Commercial Multiple Peril - Liability	7,375
Ocean Marine	205

Line	Prem*
Inland Marine	3,383
Financial Guaranty	5
Medical Professional Liability	3,435
Earthquake	8,064
Other Accident And Health	6
Other Liability	74,791
Products Liability	433
Other Private Passenger Auto Liability	38
Other Commercial Auto Liability	1,036
Private Passenger Auto Physical Damage	15

Line	Prem*
Commercial Auto Physical Damage	454
Aircraft (All Perils)	1,112
Fidelity	113
Burglary And Theft	8
Boiler And Machinery	149
Credit	165
Warranty	1
Other Lines Of Business	115
TOTAL	132,676

*Premiums under \$500 are rounded to zero.

PREMIUM TAX AUDITS FY 2018

Audit No.	Surplus Lines Broker Name / Auditee	Audit Call	Report
TA 19-01	Alaska Premier Underwriters	February 7, 2019	April 23, 2019
TA 18-06	M J Hall & Co of Alaska	August 29, 2018	January 25, 2019
TA 18-05	Marsh USA Inc	August 24, 2018	April 12, 2019
TA 18-04	Risk Placement Services Inc	June 28, 2018	January 25, 2019
TA 18-03	Lockton Affinity LLC	June 14, 2018	March 8, 2019

UNAUTHORIZED AND INDEPENDENTLY PROCURED PREMIUMS AND TAXES 2018 (\$000)

Unauthorized Insurance (Reported by Brokers)	Prem*	3.7% Tax	Marine	.75% Tax
Acrisure LLC	0	0	6	0
Ares Insurance Managers LLC	0	0	216	2
Arthur J Gallagher Risk Management Serv Inc	0	0	2,616	20
Brown and Riding Insurance Services Inc	0	0	22	0
CRC Insurance Services Inc	0	0	114	1
Erven & Sons Inc	0	0	88	1
Exceptional Risk	6	0	0	0
IDU Inc.	30	1	0	0
International Specialty Insurance Services Inc.	112	4	0	0
Maritime Program Group, Inc.	0	0	7	0
Marsh & McLennan Agency LLC	0	0	638	5
Marsh USA Inc.	0	0	151	1
McGriff Seibels & Williams Inc			93	1
Omni Underwriting Managers	0	0	96	1
Petersen International Underwriters	213	8	0	0
Porter Spaulding Inc	0	0	1	0
Vennberg Insurance Inc	0	0	930	7
Willis of Texas Inc	0	0	39	0
Worldwide Facilities LLC	0	0	15	0
Total	361	13	5032	39

*Premiums under \$500 are rounded to zero.

Independently Procured Insurance (Reported by Insureds) (\$000)	Prem	3.7% Tax
Total	1,048	39

NON-ADMITTED PREMIUMS AND TAXES 2018 (\$000)

Non-Admitted Companies*	Prem	3.7% Tax
AF&L Insurance Company	2	0
Allstate Life Insurance Company of New York	7	0
American Continental Insurance Company	22	1
American Life & Security Corporation	1	0
American National Life Insurance Company of New York	3	0
American Retirement Life Insurance Company	32	1
Ameritas Life Insurance Corporation of NY	2	0
Auto Club Life Insurance Company	0	0
Auto-Owners Life Insurance Company	14	1
Central Reserve Life Insurance Company	1	0
Christian Fidelity Life Insurance Company	10	0
CICA Life Insurance Company of America	2	0
Columbian Life Insurance Company	11	0
Combined Life Insurance Company of New York	3	0
Continental Life Insurance Company of Brentwood, TN	20	1
Cotton States Life Insurance Company	5	0
Erie Family Life Insurance Company	27	1
Farm Bureau Life Insurance Company	81	3
Federated Life Insurance Company	1	0
First Unum Life Insurance Company	61	2
Freedom Life Insurance Company of America	12	0
Genworth Life Insurance Company of New York	14	1
GPM Health and Life Insurance Company	14	1
Grange Life Insurance Company	7	0
Guaranty Income Life Insurance Company	2	0
Harleysville Life Insurance Company	3	0
Illinois Mutual Life Insurance Company	15	1
Investors Heritage Life Insurance Company	2	0

Non-Admitted Companies*	Prem	3.7% Tax
Monarch Life Insurance Company	10	0
Motorists Life Insurance Company	6	0
Mutual Savings Life Insurance Company	1	0
Nassau Life Ins Co of KS (FKA Pyramid Life Ins Co)	4	0
Old American Insurance Company	11	0
Pekin Life Insurance Company	22	1
Pioneer Mutual Life Insurance Company	19	1
Protective Life and Annuity Insurance Company	10	0
Puritan Life Insurance Company of America	1	0
Rx Life Insurance Company	7	0
Sagicor Life Insurance Company	6	0
Security Plan Life Insurance Company	1	0
Senior American Insurance Company	2	0
Shelter Life Insurance Company	11	0
Standard Life Insurance Company of New York	6	0
State Farm Life & Accident Assurance Company	21	1
The American Home Life Insurance Company	4	0
The Western and Southern Life Insurance Co	112	4
United Farm Family Life Insurance Company	15	1
United Home Life Insurance Company	3	0
United Insurance Company of America	1	0
United National Life Insurance Company of America	3	0
Unity Financial Life Insurance Company	3	0
Universal Guaranty Life Insurance Company	1	0
USAA Life Insurance Company of New York	19	1
William Penn Life Insurance Company of New York	8	0
Total	681	22

*Reported by Companies

ALASKA INSURANCE GUARANTY ASSOCIATION

All Insolvencies by Statutory Account - Combining Balance Sheet Information

December 31, 2017	Auto	Workers' Comp	Other	Administrative	Total
Assets					
Cash and cash equivalents	115,267	4,351,009	791,408	-	5,257,684
Investments	696,396	26,286,989	4,781,355	-	31,764,740
Assessments receivable	-	14,696	-	-	14,696
Interest receivable	1,074	40,537	7,373	-	48,984
Total assets	812,737	30,693,231	5,580,136	-	37,086,104
Liabilities And Members' Equity (Deficit)					
Accounts Payable	-	-	-	-	-
Reserve for claims and claim adjustment expenses	-	34,486,279	525,070	88,552	35,099,901
Members' equity (deficit)	812,737	(3,793,048)	5,055,066	(88,552)	1,986,203
Total liabilities and members' equity	812,737	30,693,231	5,580,136	-	37,086,104
Combining Schedule of Changes in Members' Equity (Deficit)					
Assessments	-	5,998,907	-	1,100	6,000,007
Distributions from liquidators	69,077	1,568,725	271,964	42,258	1,952,024
Investment Income	9,783	223,929	68,056	(30,875)	270,893
Total	78,860	7,791,561	340,020	12,483	8,222,924
Change in claims and claim adjustment expense reserves	-	614,045	(72,389)	(12,483)	529,173
Claims paid	-	4,309,356	60,631	-	4,369,987
Assessment refunds	-	1,038,807	-	-	1,038,807
Claim adjustment expenses paid	-	177,598	7,878	-	185,476
Administrative costs	-	438,821	3,793	142,970	585,584
Allocation of administration costs	1,558	123,840	5,089	(130,487)	-
Total	1,558	6,702,467	5,002	-	6,709,027
Members' equity (deficit) change during year	77,302	1,089,094	335,018	12,483	1,513,897
Members' equity (deficit) beginning of year	735,435	(4,882,142)	4,720,048	(101,035)	472,306
Members' equity (deficit) end of year	812,737	(3,793,048)	5,055,066	(88,552)	1,986,203

ALASKA INSURANCE GUARANTY ASSOCIATION

Balance Sheets

December 31	2016	2017
Assets		
Cash and cash equivalents	6,184,751	5,257,684
Investments	28,814,828	31,764,740
Assessments receivable	-	14,696
Interest receivable	43,455	48,984
Total assets	35,043,034	37,086,104
Liabilities and Members' Equity (Deficit)		
Accounts payable	-	-
Reserve for claims and claim adjustment expenses	34,570,728	35,099,901
Total liabilities	34,570,728	35,099,901
Members' equity (deficit)	472,306	1,986,203
Total liabilities and members' equity	35,043,034	37,086,104
Statements of Activities		
Assessments	6,334,837	6,000,007
Distributions from liquidators	27,513	1,952,024
Investment income (loss)	272,008	270,893
Total	6,634,358	8,222,924
Change in claims and claim adjustment expense reserves	(1,275,490)	529,173
Claims paid	3,115,821	4,369,987
Assessment refunds	1,009,093	1,038,807
Claim adjustment expenses paid	250,270	185,476
Administrative expenses	198,798	585,584
Total	3,298,492	6,709,027
Net change in members' equity (deficit) during the year	3,335,866	1,513,897
Members' equity (deficit) beginning of year	(2,863,560)	472,306
Members' equity (deficit) end of year	472,306	1,986,203

Statements of Cash Flows

December 31	2016	2017
Cash Flows from Operating Activities		
Net change in members' equity (deficit)	3,335,866	1,513,897
Adjustments to reconcile net change in members' equity (deficit) to net cash provided by (used in) operating activities:		
Unrealized (gain) loss on investments	(21,874)	154,288
Changes in assets and liabilities that provided (used) cash:		
Assessments receivable	2,176,632	(14,696)
Interest receivable	5,491	(5,529)
Accounts payable	(265,691)	-
Reserves for claims and claim adjustment expense	(1,275,490)	529,173
Net cash provided by operating activities	3,954,934	2,177,133
Cash Flows from Investing Activities		
Purchases of investments	(11,793,687)	(16,962,200)
Maturities of investments	10,494,855	13,858,000
Sales of investments	490,000	-
Net cash (used in) investing activities	(808,832)	(3,104,200)
Increase (Decrease) in cash and cash equivalents	3,146,102	(927,067)
Cash and cash equivalents, beginning of year	3,038,649	6,184,751
Cash and cash equivalents, end of year	6,184,751	5,257,684

ALASKA LIFE AND HEALTH INSURANCE GUARANTY ASSOCIATION

Statement of Revenue Collected and Expenses Paid and Changes in Fund Balances

For the Year ended December 31, 2018

	Administrative Fund	Insolvency Funds	Total
Revenues			
Class A assessments received	164,278	–	164,278
Class B assessments received	–	1,050,000	1,050,000
Funds received from liquidators	–	–	–
Interest income	–	3	3
Total revenue collected	164,278	1,050,003	1,214,281
Expenses			
Assumption reinsurance payments	–	1,030,440	1,030,440
NOLHGA dues and assessments	46,413	(3,409)	43,004
Executive director fee	59,387	28,688	88,075
Accounting fees	17,885	–	17,885
Auditing fees	20,860	–	20,860
Travel	21,614	–	21,614
Annual meeting expenses	6,316	–	6,316
Zak assessment data base	6,730	–	6,730
General and administrative expenses	2,925	40	2,965
Total expenses paid	182,130	1,055,759	1,237,889
Excess (deficit) of revenue collected over expenses paid	(17,852)	(5,756)	(23,608)
Fund balances, beginning of year (audited balance of \$529,382, adjusted for \$34,993 of amounts related to accrual items to convert to modified cash basis)	(15,216)	579,591	564,375
Fund balances, end of year	(33,068)	573,835	540,767

Basis of Presentation

The December 31, 2017 audited financial statements included a change on the basis of presentation.

The Association prepares its financial statements on the modified cash basis of accounting (the accrual basis of accounting was utilized in years prior to 2017).

Under this basis, most revenues are recognized when collected rather than when earned, and expenditures are recognized when paid rather than when incurred. Consequently, some items such as investment income receivable and amounts payable for services to the Association are not presented in the financial statements.

RISK RETENTION GROUPS 2018** (\$000)

AK ID	DOM	Group Name	Prem*
11222	VT	Academic Medical Professionals Insurance Risk Retention Group, LLC	0
10994	VT	Affiliates Insurance Reciprocal A Risk Retention Group	4
10554	AZ	Allied Professionals Insurance Company RRG	48
8512	VT	American Assoc of Orthodontists RRG	26
8351	TX	American Contractors Insurance Co RRG	0
10758	VT	American Excess Insurance Exchange RRG	59
10538	SC	American Forest Casualty Company RRG	89
10933	AZ	Applied Medico-Legal Solutions Risk Retention Group Inc	0
8354	DE	Architects & Engineers Insurance Co RRG	0
10884	NV	Arcoa Risk Retention Group, Inc.	29
10925	KY	Arise Boiler Inspection And Insurance Company RRG	5
20245	VT	Attorneys Liability Assurance Society Ltd., A Risk Retention Group	215
11245	HI	California Healthcare Insurance Company, Inc., A Risk Retention Group	0
10960	DC	Caring Communities A Reciprocal Risk Retention Group	0
10608	VT	Claim Professionals Liability Insurance Company RRG	27
10964	VT	College Risk Retention Group	15
20095	NC	County Hall Insurance Company , Inc, A Risk Retention Group	0
20118	DC	Coverys RRG, Inc.	0
8358	VT	Cpa Mutual Insurance Co of America RRG	55
10993	MT	Crossfit Risk Retention Group Incorporated	22
20113	SC	Dan Risk Retention Group, Inc.	3
10504	NV	Golden Insurance Company RRG	31
11020	DC	Health Care Industry Liability Reciprocal Ins Co, A Risk Retention Group	92
20045	DC	Lone Star Alliance, Inc. A Risk Retention Group	30
10450	DE	Marathon Financial Insurance Company Inc RRG	0
20108	VT	Medchoice Risk Retention Group, Inc.	26
11216	DC	Medpro Rrg Risk Retention Group	129
10379	VT	Mental Health Risk Retention Group, Inc.	0
20088	HI	Mutual Risk Retention Group Inc	0
11132	DC	Nasw Risk Retention Group, Inc.	31
8513	DC	National Service Contract Ins Co RRG	-2
8350	IL	Oms National Insurance Company RRG	179
10615	VT	Ooida Risk Retention Group Inc	9
8364	VT	Ophthalmic Mutual Insurance Company RRG	0
10912	DC	Pch Mutual Insurnce Company Inc a Risk Retention Group	225

AK ID	DOM	Group Name	Prem*
8366	MO	Preferred Physicians Medical RRG Inc	20
10616	AZ	Restoration Risk Retention Group Inc	0
20046	SC	Romulus Risk Insurance Risk Retention Group, Inc.	0
10636	DC	Spirit Mountain Insurance Company Risk Retention Group	28
10612	SC	St Charles Insurance Company RRG	0
10474	VT	Stico Mutual Insurance Company RRG	161
8370	VT	Terra Insurance Company (A Risk Retn Grp)	602
11136	VT	Terrafirma Risk Retention Group LLC	7
11243	VT	The Doctors Company Risk Retention Group, A Reciprocal Exchange	0
20073	SC	Titan Insurance Company, Inc. a Risk Retention Group	0
10463	VT	United Educators Insurance a Reciprocal Risk Retention Group	431
20093	SC	Velocity Insurance Company, a Risk Retention Group	0
8371	CO	Western Pacific Mutual Ins Co (A RRG)	0
		TOTAL	2,596

DOM Company Name

DE	Guardian Flight, LLC
AK	LifeMed Alaska, LLC.
WA	University of Washington

CAUTION: Risk Retention Groups are not subject to the Alaska Insurance Guaranty Association Act and federal law partially preempts them from certain Alaska insurance regulatory authority. Therefore, extreme caution should be exercised when considering a Risk Retention Group as an insurer.

*Premiums under \$500 are rounded to zero.

**In compliance with 3AAC 24.010 -.290.

PURCHASING GROUPS 2018

Company Name	AK ID	Company Name	AK ID	Company Name	AK ID
123CPL	11088	B&B Fitness Pg, Inc.	20182	Fraternal and Service Organizations Risk Purchasing Group	20194
Adults & Childrens Risk Purchasing Group, Inc	10371	B&L Select Transportation Rpg, Inc.	11125	Frenkel Cosmetic Risk Purchasing Group, Inc.	20115
Agents Professional Liability Service Organization	10618	Beauty Health & Trade Alliance	10907	Garage Service & Equipment Dealers Liab Assn of America, Inc.	10867
Akc PG, Inc	10786	Behavioral Health Purchasing Group	10857	Ggp Tenants Purchasing Group	20036
Aliverisk RRG, Inc	11205	Big I Risk Purchasing Group, LLC	11103	Glynn General Purchasing Group, Inc	10769
Alliance Of Event Planners & Vendors, Inc	11100	Boom Truck & Concrete Pumpers PG	10855	Goldenstar Sports, Leisure And Entertainment RRG	10687
Alliance Of Nonprofits, Inc	11099	Chemical Society Risk Purchasing Group	20114	Great American Cities Purchasing Group Inc	10465
Allied Healthcare Providers Association RRG	11016	Chirofutures Inc. RRG	11033	Habitat For Humanity Purchasing Group Inc	10330
American Acupuncture Council PG	10264	Clearwater Transportation Insurance Program	10772	Harp, Inc	11164
AMERICAN ADVANTAGE PURCHASING GROUP	20110	Coalition Of Restaurants And Fine Dining Establishments, Inc.	20174	Health Care Professions Purchasing Group Association	10287
American Association Of Advertising Agencies Inc	10265	College And University Scholastic Excess RRG, LLC	20056	Healthcare Professionals Purchasing Group, LLC	20170
American Association Of Real Estate Owners RRG	10922	College Risk Purchasing Group, Inc.	10962	Healthcare Professionals Rpg Inc	10095
American Federation Of Daily Care Services Inc	10267	Combined Real Estate Purchasing Enterprise, Inc.	10903	Healthcare Providers Service Organization	10300
American Health Care Professions Purchasing Group Association	10289	Commercial For Hire Transportation PG	10579	Horsemen of North America Safety Control Purchasing Group	10303
American Massage Council Insurance Buying Group Inc	10302	Community Associations PG Inc	10545	Hudson Healthcare Purchasing Group	11195
American Ports Insurance Program RRG	10866	Cultural & Historical Institutions PG, Inc.	10901	Hudson Media Protection Purchasing Group	10788
American Real Estate PG, Inc	20172	Dental Guard Purchasing Group	20082	Hudson QSR Purchasing Group	10829
American Society Of Health System Pharmacists Risk PG	10288	Design Professionals Association Risk Purchasing Group Inc	10284	Hudson Railroad Protective Liability Group	10830
American Specialty Sports & Entertainment PG	10756	Designpro Purchasing Group	10602	Hudson Transportation Purchasing Group	11059
American Tax Preparers Purchasing Group	10916	Distinguished Properties Associates Inc	10084	Identity Crime Prevention, Inc.	11231
Ana Sna Purchasing Group Association	10290	Distinguished Properties Umbrella Managers Inc	10090	I-Elite Risk Purchasing Group LLC	20127
Aon Aging Services PG	10856	Dow Insurance Real Estate Professionals RRG Inc	20090	IG Inc	10304
Arthur J Gallagher Financial Services Professional Risk Purchasing Group, LLC	11152	Dt Preferred Group, LLC	11000	Integrated Risk Facilities, Inc	10704
Arthur J Gallagher School RRG	20072	Education Support Purchasing Group	10992	International Entertainment & Sports RPG	20184
Arthur J. Gallagher Real Estate Rpg, LLC	20026	Educators Liability Insurance Purchasing Group of Missouri	20122	International Special Events & Recreation Assoc Inc	10567
Artisan Contractors RRG	20153	Employment Practices Risk Management Association RRG	11234	IPHFHA Risk Purchasing Group	11067
Association Of Public And Private Educators	10273	Ers Risk Purchasing Group Association Inc	10594	IRF Construction Group Inc	10210
Association Of Responsible Tanning Salon Operators Inc	10292	Family Entertainment Centers Safety Assoc Inc	10632	IRF Hospitality Group Inc	10209
Association Resource Group PG	10853	Financial Solutions Risk Purchasing Group	20198	IRF Manufacturing Group Inc	10206
Associations And Professionals General Liability PG	10274	Fire Sprinkler RRG, Inc	11064	IRF Real Estate Operations Group Inc	10207
Attorneys' Advantage Risk Purchasing Group	11135	First Indemnity PG, Inc.	10706	IRF Restaurant Group Inc	10205
Automotive Insurance Purchasing Group	11173	Fitness And Wellness Purchasing Group	10058	IRF Retail Group Inc	10204
Avma Professional Liability Insurance Trust Purchasing Group	10277	Fleet Assurance Purchasing Group	11022	IRF Service Group Inc	10203

PURCHASING GROUPS 2018

Company Name	AK ID	Company Name	AK ID	Company Name	AK ID
IRF Wholesale Group Inc	10199	Norman-Spencer Real Estate Risk Purchasing Group, Inc.	11110	Select Communities Risk Purchasing Group, LLC	20161
Lawyers Protector Plan Purchasing Group	10757	North American Data Security RPG	20035	Select Hospitality Insurance Group, Inc	11167
Little League Baseball Risk Purchasing Group Inc	10291	North American Kiosk RPG, Inc	11172	Sf Risk Management Group, LLC	10828
Medical Professionals Program PG	10631	Outdoor & Recreational Insurance Program	10478	Shahinian RPG, Inc	11032
Medpro Provider Solutions, Inc	11200	Outdoor Solutions Risk Purchasing Group	20192	Shel Risk Purchasing Group Association	20150
Mercer Financial Services Professional RRG	10854	Paramount Construction Group, Inc	11226	Showstoppers(Tm) Purchasing Group	10787
Metropolitan Commercial Real Estate Assoc., Inc	10930	Paramount Manufacturing Group, Inc	11225	Sig Sports, Leisure and Entertainment Risk Purchasing Group LLC	20015
Motors Insurance Purchasing Group Inc	10310	Paramount Real Estate Group, Inc	10761	Solidarity Purchasing Group	10825
National Association of Broadcasters Risk PG	10318	Paramount Retail Group, Inc	11224	Southwest Real Estate Purchasing Group Inc	10492
National Association of Independent Healthcare Professionals	10320	Paramount Service Group, Inc	11223	Special Event Liability Group Insurance Trust	10479
National Association of Insurance and Financial Advisors	10317	Policeshield360, Inc	20191	Special Markets Purchasing Group, Inc	20121
National Association of Salaried Professionals PG Inc	10314	Preferred Delivery RPG, Inc	11123	Specified Clubs of The American Relay League PG	20087
National Automobile Dealers PG, Inc	10902	Preferred Motor Sports Risk Purchasing Group	11148	Sports & Fitness INS P G Association	10622
National Automotive Coalition, Inc	11044	Preferred Professional Purchasing Group	10337	Sports And Recreation Providers Association	10558
National Chiropractic Council	10200	Preferred Property Program, Inc	10794	Starr Wright Risk Purchasing Group, LLC	20040
National Event Providers Association	10941	Premier Choice Home Services RPG, Inc	11124	Strategic Hub International Excess Liability Defender Inc	20189
National Home Inspectors Risk Purchasing Group	20202	Premier Hospitality Insurance Group, Inc	11166	T V and Radio Purchasing Group Inc	10346
National Hospitality Risk Purchasing Group	20196	Primary Real Estate Insurance Management Enterprise, Inc	11171	Tms-Cbs RPG, LLC	11069
National Legal Aid & Defender Association	10321	Professional Agents Risk Purchasing Group, Inc	20178	Transportation Owner Operators RPG	20163
National Legal Professionals Risk Purchasing Group	20209	Professional Auditors, Consultants & Engineers RPG	20062	Trust For Insuring Educators Purchasing Group Trust PG	10421
National Newspaper Association	10347	Professional Counselors Purchasing Group Inc	10395	Ullico Organized Labor Protection Group LLC	11111
National Photographers Risk Purchasing Group	20193	Professional Home Services Risk Purchasing Group	20201	Unemployment Alternatives Purchasing Group	20055
National Professional Purchasing Group Association Inc	10391	Professional Industry Purchasing Group	11217	Veterinary and Animal Services Purchasing Group	11236
National Programs Purchasing Group	10334	Promotion, Event and Prize Purchasing Group	11104	Volunteers Insurance Service Association Inc	10083
National Real Estate Purchasing Group, Inc	20043	PSIC RPG Association	10092	Wbc Risk Purchasing Group, Inc	11086
National Restaurant Owners PG Inc	10736	Psychologists Purchasing Group Association	10414	Wcpp Purchasing Group, Inc	10833
National Retail Safety Association Inc	11227	Real Estate Services Purchasing Association, The	11001	Wellness And Beauty Association RPG	11024
National Small Business PG, Inc	20137	Recreation and Amateur Sports Risk Management Association	20145	Wellnesspro Purchasing Group	11127
National Society Of Dental Practitioners Inc	10574	Renters Legal Liability Risk Purchasing Group, Inc	11165	Wells Fargo Advisors Financial Network PG	10759
Nationwide Exclusive Agent RPG LLC	10709	S & F Personal Trainer Risk Purchasing Group	20071	Willis Towers Watson Risk Purchasing Group, Inc	11204
Ncmic Diversified Health RPG Association	10093	Safety Merchants & Retail Tenants Umbrella, Inc	20003	Worldwide Outfitters & Guides Association Inc	10571
New York Life Agents Purchasing Group	10680	Sap Purchasing Group, Inc	11201		
Nonprofit Insurance Risk Purchasing Group, LLC	20226	School Support Purchasing Group	10804		
Non-Profit Service Organization	10113	Security America RPG LLC	20029		

CONSUMER INFORMATION

The Alaska Division of Insurance provides information for consumers on a variety of insurance topics at: Insurance.Alaska.Gov

You can also find the following publications on our website or contact us for a copy.

There's been a disaster – What should I do now?
[Post-Disaster Claims Guide](#)

Health
[Medicare Supplement Insurance \(MEDIGAP\) Rate Guide](#)

Auto
[Automobile Insurance Guide](#)

Home
[Homeowners Insurance Guide](#)

Credits
[Insurance Credit Scoring in Alaska](#)
[Insurance Score Models](#)
[Understanding How Insurers Use Credit Information](#)
[What Alaskans Need to Know About Credit Use](#)

ADA Statement

The State of Alaska, Department of Commerce, Community, and Economic Development, Division of Insurance, complies with Title II of the Americans with Disabilities Act of 1990. Upon request, this report will be made available in large print or other accessible formats. Please direct requests for alternative formats to 907-465-2597 or, for TTY/TDD, call 711 or (800) 770-8973. E-mail requests can be sent to insurance@alaska.gov.

CONTACT THE DIVISION OF INSURANCE

Juneau
State Office Building, 9th Floor
333 Willoughby Avenue
Juneau, Alaska 99811-0805

Main Phone: (907) 465-2515
Fax: (907) 465-3422

Mailing Address
P.O. Box 110805
Juneau, Alaska 99811-0805

Anchorage
Robert B. Atwood Building
550 W. 7th Avenue, Suite 1560
Anchorage, Alaska 99501-3597

Main Phone: (907) 269-7900
Fax: (907) 269-7910

1-800-INSURAK in-state,
outside Anchorage

Email: Insurance@Alaska.Gov

